

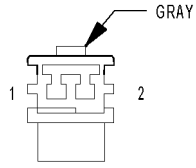
## 8W-80 CONNECTOR PIN-OUTS

<b>Component</b>	<b>Page</b>	<b>Component</b>	<b>Page</b>
Actuator-Blend Door-Front . . . . .	8W-80-5	C249 . . . . .	8W-80-22
Actuator-Blend Door-Rear . . . . .	8W-80-5	C250 . . . . .	8W-80-22
Actuator-Mode Door-Floor To Defrost-		C250 . . . . .	8W-80-22
Front . . . . .	8W-80-5	C302 . . . . .	8W-80-23
Actuator-Mode Door-Floor To Panel-Front .	8W-80-5	C302 . . . . .	8W-80-23
Actuator-Mode Door-Rear . . . . .	8W-80-6	C326 . . . . .	8W-80-23
Actuator-Recirculation Door . . . . .	8W-80-6	C326 . . . . .	8W-80-24
Airbag-Driver Squib 1 . . . . .	8W-80-6	C327 . . . . .	8W-80-24
Airbag-Driver Squib 2 . . . . .	8W-80-6	C327 . . . . .	8W-80-24
Airbag-Passenger Squib . . . . .	8W-80-7	C349 . . . . .	8W-80-25
Airbag-Side Curtain-Left . . . . .	8W-80-7	C349 . . . . .	8W-80-25
Airbag-Side Curtain-Right . . . . .	8W-80-7	C352 . . . . .	8W-80-25
Amplifier-Radio C1 . . . . .	8W-80-7	C352 . . . . .	8W-80-26
Amplifier-Radio C2 . . . . .	8W-80-8	C361 . . . . .	8W-80-26
Assembly-Exhaust Gas Recirculation		C361 . . . . .	8W-80-26
Valve . . . . .	8W-80-8	C362 . . . . .	8W-80-27
Assembly-line Pressure Sensor/variable Force		C362 . . . . .	8W-80-27
Solenoid . . . . .	8W-80-8	C363 . . . . .	8W-80-28
Assembly-natural Vacuum Leak Detection .	8W-80-9	C363 . . . . .	8W-80-28
Assembly-Power Liftgate Drive Unit . . . . .	8W-80-9	C364 . . . . .	8W-80-28
Assembly-shift Motor/mode Sensor . . . . .	8W-80-9	C364 . . . . .	8W-80-29
Assembly-transmission Solenoid/Pressure Switch		C365 . . . . .	8W-80-29
(3.7L) . . . . .	8W-80-9	C365 . . . . .	8W-80-30
Assembly-transmission Solenoid/TRS (4.7L/		C366 . . . . .	8W-80-30
5.7L) . . . . .	8W-80-10	C366 . . . . .	8W-80-30
Battery (+) . . . . .	8W-80-10	Capacitor-ignition . . . . .	8W-80-31
Battery (-) . . . . .	8W-80-10	Chime- Power Liftgate . . . . .	8W-80-31
Booster-active Brake . . . . .	8W-80-11	Clockspring C1 . . . . .	8W-80-31
C101 (5.7L Mds) . . . . .	8W-80-11	Clockspring C2 . . . . .	8W-80-31
C101 (5.7L Mds) . . . . .	8W-80-11	Clockspring C3 . . . . .	8W-80-31
C105 . . . . .	8W-80-11	Clockspring C4 . . . . .	8W-80-32
C105 . . . . .	8W-80-12	Cluster C1 . . . . .	8W-80-32
C108 . . . . .	8W-80-12	Cluster C2 . . . . .	8W-80-33
C108 . . . . .	8W-80-13	Cluster C3 . . . . .	8W-80-33
C200 . . . . .	8W-80-13	Clutch-A/C Compressor . . . . .	8W-80-34
C200 . . . . .	8W-80-15	Coil-ignition-no. 1 . . . . .	8W-80-34
C201 . . . . .	8W-80-16	Coil-ignition-no. 2 . . . . .	8W-80-34
C201 . . . . .	8W-80-17	Coil-ignition-no. 3 . . . . .	8W-80-34
C202 . . . . .	8W-80-17	Coil-ignition-no. 4 . . . . .	8W-80-34
C202 . . . . .	8W-80-18	Coil-ignition-no. 5 . . . . .	8W-80-35
C220 . . . . .	8W-80-18	Coil-ignition-no. 6 . . . . .	8W-80-35
C220 . . . . .	8W-80-18	Coil-ignition-no. 7 . . . . .	8W-80-35
C221 . . . . .	8W-80-19	Coil-ignition-no. 8 . . . . .	8W-80-35
C221 . . . . .	8W-80-19	Control-A/C- Heater-Rear . . . . .	8W-80-35
C222 . . . . .	8W-80-20	Control-A/C-Heater C1 (ATC) . . . . .	8W-80-36
C222 . . . . .	8W-80-20	Control-A/C-Heater C1 (MTC) . . . . .	8W-80-36
C248 . . . . .	8W-80-20	Control-A/C-Heater C2 (ATC) . . . . .	8W-80-37
C248 . . . . .	8W-80-21	Control-A/C-Heater C2 (MTC Except Rear	
C249 . . . . .	8W-80-21	Heat) . . . . .	8W-80-37

<b>Component</b>	<b>Page</b>	<b>Component</b>	<b>Page</b>
Control-A/C-Heater C2 (MTC) . . . . .	8W-80-37	Mirror-inside Rearview C1 . . . . .	8W-80-53
Control-A/C-Heater C3 (ATC) . . . . .	8W-80-38	Mirror-inside Rearview C2 . . . . .	8W-80-54
Control-A/C-Heater C3 (MTC) . . . . .	8W-80-38	Mirror-Outside Rearview-Driver . . . . .	8W-80-54
Data Link Connector . . . . .	8W-80-38	Mirror-Outside Rearview-Passenger . . . . .	8W-80-54
Fan Module-condenser Cooling . . . . .	8W-80-39	Module-antilock Brakes . . . . .	8W-80-55
Generator . . . . .	8W-80-39	Module-brake Provision . . . . .	8W-80-55
Generator . . . . .	8W-80-39	Module-electronic Overhead . . . . .	8W-80-56
Glass- Liftgate- Heated . . . . .	8W-80-39	Module-Front Control C1 . . . . .	8W-80-56
Glass- Liftgate- Heated- Ground . . . . .	8W-80-39	Module-Front Control C2 . . . . .	8W-80-56
Heater-seat Back-Driver . . . . .	8W-80-39	Module-Front Control Ipm . . . . .	8W-80-57
Heater-seat Back-Passenger . . . . .	8W-80-40	Module-fuel Pump . . . . .	8W-80-58
Horn-no. 1 . . . . .	8W-80-40	Module-hands Free . . . . .	8W-80-58
Horn-no. 2 . . . . .	8W-80-40	Module-Heated Seat . . . . .	8W-80-58
Injector-fuel-no. 1 . . . . .	8W-80-40	Module-integrated Power C1 . . . . .	8W-80-59
Injector-fuel-no. 2 . . . . .	8W-80-40	Module-integrated Power C2 . . . . .	8W-80-60
Injector-fuel-no. 3 . . . . .	8W-80-41	Module-integrated Power Eyelet . . . . .	8W-80-61
Injector-fuel-no. 4 . . . . .	8W-80-41	Module-Memory Mirror-Driver C1 . . . . .	8W-80-61
Injector-fuel-no. 5 . . . . .	8W-80-41	Module-Memory Mirror-Driver C2 . . . . .	8W-80-61
Injector-fuel-no. 6 . . . . .	8W-80-41	Module-Memory Mirror-Passenger . . . . .	8W-80-62
Injector-fuel-no. 7 . . . . .	8W-80-41	Module-occupant Classification C1 . . . . .	8W-80-62
Injector-fuel-no. 8 . . . . .	8W-80-42	Module-occupant Classification C2 . . . . .	8W-80-63
Junction Block C1 . . . . .	8W-80-42	Module-occupant Restraint Controller C1 .	8W-80-63
Junction Block C2 . . . . .	8W-80-43	Module-occupant Restraint Controller C2 (side	
Junction Block C3 . . . . .	8W-80-44	Airbag) . . . . .	8W-80-64
Junction Block C4 . . . . .	8W-80-45	Module-Power Liftgate C1 . . . . .	8W-80-64
Junction Block C5 . . . . .	8W-80-46	Module-Power Liftgate C2 . . . . .	8W-80-65
Lamp-Center Bezel . . . . .	8W-80-46	Module-Power Liftgate C3 . . . . .	8W-80-65
Lamp-dome-Front . . . . .	8W-80-47	Module-Power-blower Motor-Front C1	
Lamp-dome-Rear (Dual Switch) . . . . .	8W-80-47	(ATC) . . . . .	8W-80-65
Lamp-dome-Rear (Single Switch) . . . . .	8W-80-47	Module-Power-blower Motor-Front C2	
Lamp-fog-Left Front . . . . .	8W-80-47	(ATC) . . . . .	8W-80-66
Lamp-fog-Right Front . . . . .	8W-80-47	Module-Powertrain Control C1 . . . . .	8W-80-66
Lamp-headlamp-Left . . . . .	8W-80-48	Module-Powertrain Control C2 . . . . .	8W-80-67
Lamp-headlamp-Right . . . . .	8W-80-48	Module-Powertrain Control C3 . . . . .	8W-80-68
Lamp-High Mounted Stop . . . . .	8W-80-48	Module-Powertrain Control C4 . . . . .	8W-80-69
Lamp-license Plate . . . . .	8W-80-48	Module-seat Memory C1 . . . . .	8W-80-70
Lamp-liftgate . . . . .	8W-80-48	Module-seat Memory C2 . . . . .	8W-80-70
Lamp-park/Turn-Left Front . . . . .	8W-80-49	Module-seat Memory C3 . . . . .	8W-80-70
Lamp-park/Turn-Right Front . . . . .	8W-80-49	Module-seat Memory C4 . . . . .	8W-80-71
Lamp-Passenger Airbag On/Off Indicator .	8W-80-49	Module-seat Memory C5 (adjustable	
Lamp-reading-Front . . . . .	8W-80-50	Pedals) . . . . .	8W-80-71
Lamp-side Marker-Left Front . . . . .	8W-80-50	Module-sentry Key Remote Entry . . . . .	8W-80-71
Lamp-side Marker-Right Front . . . . .	8W-80-50	Motor-adjustable Pedals . . . . .	8W-80-71
Lamp-tail/Stop/Turn-Left . . . . .	8W-80-50	Motor-blower-Front . . . . .	8W-80-72
Lamp-tail/Stop/Turn-Right . . . . .	8W-80-51	Motor-blower-Rear . . . . .	8W-80-72
Lamp-vanity-Left . . . . .	8W-80-51	Motor-iac (3.7L/4.7L) . . . . .	8W-80-72
Lamp-vanity-Right . . . . .	8W-80-51	Motor-Rear Window Wiper . . . . .	8W-80-72
Latch-door-Left Front . . . . .	8W-80-51	Motor-seat Adjuster-Driver Horizontal . . .	8W-80-72
Latch-door-Left Rear . . . . .	8W-80-52	Motor-seat Adjuster-Driver Recliner (Except	
Latch-door-Right Front . . . . .	8W-80-52	Memory) . . . . .	8W-80-73
Latch-door-Right Rear . . . . .	8W-80-52	Motor-seat Adjuster-Driver Recliner	
Latch-liftgate-Manual Release . . . . .	8W-80-53	(Memory) . . . . .	8W-80-73
Latch-Power Liftgate . . . . .	8W-80-53	Motor-seat Adjuster-Front Driver	
Media System-monitor/dvd . . . . .	8W-80-53	Vertical . . . . .	8W-80-73

<b>Component</b>	<b>Page</b>	<b>Component</b>	<b>Page</b>
Motor-seat Adjuster-Passenger		Sensor-map . . . . .	8W-80-85
Horizontal . . . . .	8W-80-73	Sensor-oil Pressure . . . . .	8W-80-85
Motor-seat Adjuster-Passenger Recliner . .	8W-80-74	Sensor-Output Speed . . . . .	8W-80-85
Motor-seat Adjuster-Rear Driver Vertical .	8W-80-74	Sensor-oxygen-Left Front (3.7L/5.7L) . . . .	8W-80-85
Motor-sunroof . . . . .	8W-80-74	Sensor-oxygen-Left Front (4.7L) . . . . .	8W-80-85
Motor-window-Left Front . . . . .	8W-80-75	Sensor-oxygen-Left Rear (3.7L) . . . . .	8W-80-86
Motor-window-Left Rear . . . . .	8W-80-75	Sensor-oxygen-Left Rear (4.7L/5.7L) . . . .	8W-80-86
Motor-window-Right Front . . . . .	8W-80-75	Sensor-oxygen-Right Front (3.7L/5.7L) . . .	8W-80-86
Motor-window-Right Rear . . . . .	8W-80-75	Sensor-oxygen-Right Front (4.7L) . . . . .	8W-80-86
Motor-windshield Wiper . . . . .	8W-80-76	Sensor-oxygen-Right Rear (3.7L/5.7L) . . . .	8W-80-87
Power Distribution Center Eyelet		Sensor-oxygen-Right Rear (4.7L) . . . . .	8W-80-87
(battery) . . . . .	8W-80-76	Sensor-seat Track Position-Driver . . . . .	8W-80-87
Power Outlet-Console . . . . .	8W-80-76	Sensor-seat Weight-Left Front . . . . .	8W-80-87
Power Outlet-Instrument Panel . . . . .	8W-80-76	Sensor-seat Weight-Left Rear . . . . .	8W-80-88
Power Outlet-Rear . . . . .	8W-80-77	Sensor-seat Weight-Right Front . . . . .	8W-80-88
Pump-auxiliary Coolant . . . . .	8W-80-77	Sensor-seat Weight-Right Rear . . . . .	8W-80-88
Pump-washer-windshield . . . . .	8W-80-77	Sensor-side Impact-Left 1 . . . . .	8W-80-88
Radio C1 . . . . .	8W-80-77	Sensor-side Impact-Left 2 . . . . .	8W-80-89
Radio C2 . . . . .	8W-80-78	Sensor-side Impact-Left 3 . . . . .	8W-80-89
Receiver-satellite . . . . .	8W-80-78	Sensor-side Impact-Right 1 . . . . .	8W-80-89
Relay-stop Lamp Inhibit (In PDC) . . . . .	8W-80-78	Sensor-side Impact-Right 2 . . . . .	8W-80-89
Resistor-blower Motor-Front (MTC) . . . . .	8W-80-79	Sensor-side Impact-Right 3 . . . . .	8W-80-89
Resistor-blower Motor-Rear . . . . .	8W-80-79	Sensor-steering Angle . . . . .	8W-80-90
Resistor-radiator Fan . . . . .	8W-80-79	Sensor-sun . . . . .	8W-80-90
Seat Belt-tensioner-Driver . . . . .	8W-80-79	Sensor-throttle Position (3.7L) . . . . .	8W-80-90
Seat Belt-tensioner-Passenger . . . . .	8W-80-79	Sensor-throttle Position (4.7L) . . . . .	8W-80-90
Sensor- Liftgate Pinch/temp-Right (Power		Sensor-transmission Range (3.7L) . . . . .	8W-80-90
Liftgate) . . . . .	8W-80-80	Sensor-vacuum Pressure (esp) . . . . .	8W-80-91
Sensor-accelerator Pedal Position . . . . .	8W-80-80	Sensor-washer Fluid Level-Front Rear . . .	8W-80-91
Sensor-adjustable Pedals . . . . .	8W-80-80	Sensor-wheel Speed-abs-Left Front . . . . .	8W-80-91
Sensor-ambient Air Temperature . . . . .	8W-80-80	Sensor-wheel Speed-abs-Left Rear . . . . .	8W-80-91
Sensor-brake Fluid Level . . . . .	8W-80-80	Sensor-wheel Speed-abs-Right Front . . . .	8W-80-92
Sensor-camshaft Position . . . . .	8W-80-81	Sensor-wheel Speed-abs-Right Rear . . . . .	8W-80-92
Sensor-crankshaft Position (3.7L) . . . . .	8W-80-81	Servo-speed Control . . . . .	8W-80-92
Sensor-crankshaft Position (4.7L) . . . . .	8W-80-81	Solenoid- Multi Displacement System Cyl 1 (5.7L	
Sensor-crankshaft Position (5.7L) . . . . .	8W-80-81	Mds) . . . . .	8W-80-92
Sensor-dynamics (esp) . . . . .	8W-80-82	Solenoid- Multi Displacement System Cyl 4 (5.7L	
Sensor-engine Coolant Temperature (3.7L/		Mds) . . . . .	8W-80-93
4.7L) . . . . .	8W-80-82	Solenoid- Multi Displacement System Cyl 6 (5.7L	
Sensor-engine Coolant Temperature		Mds) . . . . .	8W-80-93
(5.7L) . . . . .	8W-80-82	Solenoid- Multi Displacement System Cyl 7 (5.7L	
Sensor-engine Oil Temperature (5.7L) . . .	8W-80-82	Mds) . . . . .	8W-80-93
Sensor-evaporator Temperature . . . . .	8W-80-82	Solenoid-brake Transmission Shift	
Sensor-Front Impact-Left . . . . .	8W-80-83	Interlock . . . . .	8W-80-93
Sensor-Front Impact-Right . . . . .	8W-80-83	Solenoid-evap/Purge . . . . .	8W-80-94
Sensor-infrared . . . . .	8W-80-83	Speaker-Left Front Door . . . . .	8W-80-94
Sensor-input Speed . . . . .	8W-80-83	Speaker-Left Rear Door . . . . .	8W-80-94
Sensor-intake Air Temperature . . . . .	8W-80-83	Speaker-Right Front Door . . . . .	8W-80-94
Sensor-knock (3.7L/4.7L) . . . . .	8W-80-84	Speaker-Right Rear Door . . . . .	8W-80-95
Sensor-knock No. 1 (5.7L) . . . . .	8W-80-84	Speaker-subwoofer (Premium) . . . . .	8W-80-95
Sensor-knock No. 2 (5.7L) . . . . .	8W-80-84	Speaker-tweeter-Left Front (Premium) . . .	8W-80-95
Sensor-liftgate Pinch-Left (Power		Speaker-tweeter-Left Rear (Premium) . . .	8W-80-95
Liftgate) . . . . .	8W-80-84	Speaker-tweeter-Right Front (Premium) . .	8W-80-96
Sensor-line Pressure (4.7L/5.7L) . . . . .	8W-80-84	Speaker-tweeter-Right Rear (Premium) . .	8W-80-96

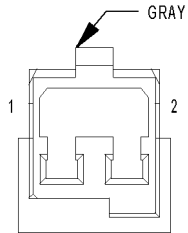
<b>Component</b>	<b>Page</b>	<b>Component</b>	<b>Page</b>
Starter (3.7L) . . . . .	8W-80-96	Switch-Remote Radio-Left . . . . .	8W-80-101
Starter (4.7L/5.7L) . . . . .	8W-80-96	Switch-Remote Radio-Right . . . . .	8W-80-101
Switch And Lamp-glove Box . . . . .	8W-80-96	Switch-seat Belt-Driver . . . . .	8W-80-102
Switch- Liftgate Release Plg . . . . .	8W-80-97	Switch-seat-Driver . . . . .	8W-80-102
Switch- Sunroof/liftgate Plg . . . . .	8W-80-97	Switch-seat-Passenger . . . . .	8W-80-102
Switch-adjustable Pedals . . . . .	8W-80-97	Switch-speed Control-Left . . . . .	8W-80-103
Switch-headlamp . . . . .	8W-80-97	Switch-speed Control-Right . . . . .	8W-80-103
Switch-Heated Seat-Driver . . . . .	8W-80-98	Switch-stop Lamp . . . . .	8W-80-103
Switch-Heated Seat-Passenger . . . . .	8W-80-98	Switch-sunroof . . . . .	8W-80-103
Switch-Hood Ajar . . . . .	8W-80-98	Switch-tow/haul Overdrive . . . . .	8W-80-104
Switch-horn . . . . .	8W-80-98	Switch-traction Control . . . . .	8W-80-104
Switch-ignition . . . . .	8W-80-99	Switch-transfer Case Selector . . . . .	8W-80-104
Switch-liftgate Ajar . . . . .	8W-80-99	Switch-window/door Lock-Driver C1 . . . .	8W-80-104
Switch-Memory Selector . . . . .	8W-80-99	Switch-window/door Lock-Driver C2 (Memory) . . . . .	8W-80-105
Switch-mirror . . . . .	8W-80-100	Switch-window/door Lock-Passenger . . . .	8W-80-105
Switch-multiFunction . . . . .	8W-80-100	Throttle Body . . . . .	8W-80-105
Switch-oil Pressure . . . . .	8W-80-100	Transducer-A/C Pressure . . . . .	8W-80-105
Switch-parking Brake . . . . .	8W-80-100	Wiring-Trailer Tow 4-way . . . . .	8W-80-106
Switch-Power Window-Left Rear . . . . .	8W-80-101	Wiring-Trailer Tow 7-way . . . . .	8W-80-106
Switch-Power Window-Right Rear . . . . .	8W-80-101		



**ACTUATOR-  
BLEND  
DOOR-  
FRONT**

ACTUATOR-BLEND DOOR-FRONT - GRAY 2 WAY

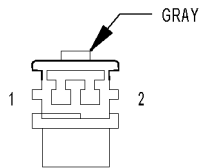
CAV	CIRCUIT	FUNCTION
1	C34 20DB/LB (ATC)	COMMON DOOR DRIVER 1
1	C34 20DB/LB (MTC)	FRONT COMMON DOOR DRIVER
2	C61 20DB/LB	FRONT BLEND DOOR DRIVER



**ACTUATOR-  
BLEND  
DOOR-  
REAR**

ACTUATOR-BLEND DOOR-REAR - GRAY 2 WAY

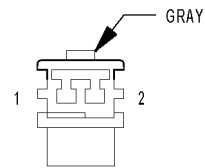
CAV	CIRCUIT	FUNCTION
1	C154 20LB/OR	REAR COMMON DOOR DRIVER
2	C54 20LB/YL	REAR BLEND DOOR DRIVER



**ACTUATOR-  
MODE DOOR-  
FLOOR TO DEFROST-  
FRONT**

ACTUATOR-MODE DOOR-FLOOR TO DEFROST-FRONT - GRAY 2 WAY

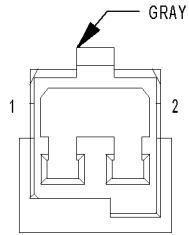
CAV	CIRCUIT	FUNCTION
1	C808 20DB/DG (ATC)	COMMON DOOR DRIVER 3
1	C34 20DB/LB (MTC)	FRONT COMMON DOOR DRIVER
2	C801 20DB/OR	MODE DOOR 2 DRIVER



**ACTUATOR-  
MODE DOOR-  
FLOOR TO PANEL-  
FRONT**

ACTUATOR-MODE DOOR-FLOOR TO PANEL-FRONT - GRAY 2 WAY

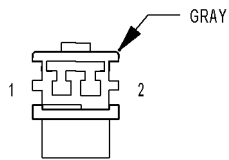
CAV	CIRCUIT	FUNCTION
1	C807 20DB/LG (ATC)	COMMON DOOR DRIVER 2
1	C34 20DB/LB (MTC)	FRONT COMMON DOOR DRIVER
2	C29 20DB	MODE DOOR 1 DRIVER



**ACTUATOR-MODE  
DOOR-REAR**

ACTUATOR-MODE DOOR-REAR - GRAY 2 WAY

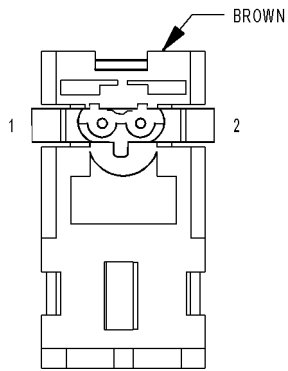
CAV	CIRCUIT	FUNCTION
1	C154 20LB/OR	REAR COMMON DOOR DRIVER
2	C53 20LB	REAR MODE DOOR DRIVER



**ACTUATOR-RECIRCULATION  
DOOR**

ACTUATOR-RECIRCULATION DOOR - GRAY 2 WAY

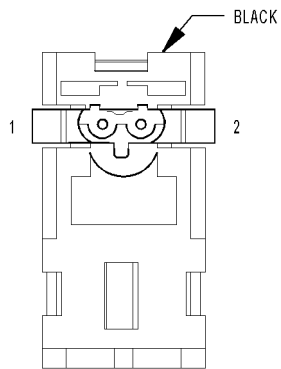
CAV	CIRCUIT	FUNCTION
1	C34 20DB/LB (ATC)	COMMON DOOR DRIVER 1
1	C34 20DB/LB (MTC)	FRONT COMMON DOOR DRIVER
2	C32 20DB/TN	RECIRCULATION DOOR DRIVER



**AIRBAG-DRIVER SQUIB 1**

AIRBAG-DRIVER SQUIB 1 - BROWN

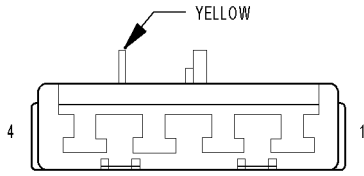
CAV	CIRCUIT	FUNCTION
1	R45 20BK/BL	DRIVER SQUIB 1 LINE 1
2	R43 20OR/BL	DRIVER SQUIB 1 LINE 2



**AIRBAG-DRIVER SQUIB 2**

AIRBAG-DRIVER SQUIB 2 - BLACK

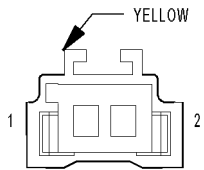
CAV	CIRCUIT	FUNCTION
1	R63 20OR/BL	DRIVER SQUIB 2 LINE 1
2	R61 20BR/BL	DRIVER SQUIB 2 LINE 2



**AIRBAG-PASSENGER SQUIB**

AIRBAG-PASSENGER SQUIB - YELLOW 4 WAY

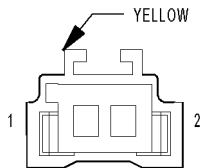
CAV	CIRCUIT	FUNCTION
1	R44 20LB/PK	PASSENGER SQUIB 1 LINE 2
2	R42 20LB/BR	PASSENGER SQUIB 1 LINE 1
3	R64 20LB/WT	PASSENGER SQUIB 2 LINE 1
4	R62 20LB/DG	PASSENGER SQUIB 2 LINE 2



**AIRBAG-SIDE CURTAIN-LEFT**

AIRBAG-SIDE CURTAIN-LEFT - YELLOW 2 WAY

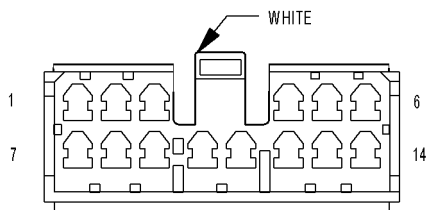
CAV	CIRCUIT	FUNCTION
1	R1 20LB/BR	LEFT CURTAIN SQUIB 1 LINE 2
2	R3 20LB/OR	LEFT CURTAIN SQUIB 1 LINE 1



**AIRBAG-SIDE CURTAIN-RIGHT**

AIRBAG-SIDE CURTAIN-RIGHT - YELLOW 2 WAY

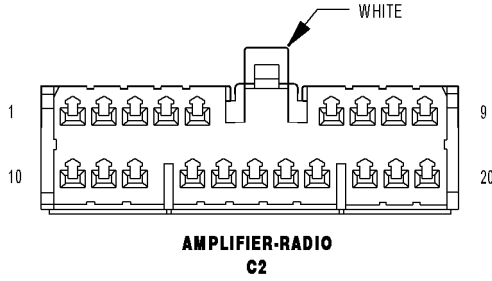
CAV	CIRCUIT	FUNCTION
1	R2 20WT/LB	RIGHT CURTAIN SQUIB 1 LINE 1
2	R4 20OR/LB	RIGHT CURTAIN SQUIB 1 LINE 2



**AMPLIFIER-RADIO C1**

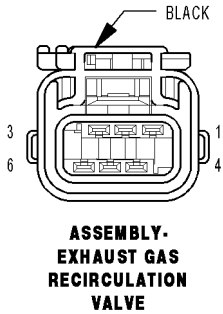
AMPLIFIER-RADIO C1 - WHITE 14 WAY

CAV	CIRCUIT	FUNCTION
1	X201 18GY/VT	AMPLIFIED LEFT FRONT DOOR SPEAKER (+)
2	X202 20DG/VT	AMPLIFIED RIGHT FRONT DOOR SPEAKER (+)
3	X205 16LG/PK	AMPLIFIED LEFT REAR DOOR SPEAKER (+)
4	X206 18DG/LG	AMPLIFIED RIGHT REAR DOOR SPEAKER (+)
5	X300 18GY/BR (SUBWOOFER)	AMPLIFIED SUBWOOFER 1 (+)
6	X301 18GY/WT (SUBWOOFER)	AMPLIFIED SUBWOOFER 2 (+)
7	X291 18GY/YL	AMPLIFIED LEFT FRONT DOOR SPEAKER (-)
8	X292 20DG/YL	AMPLIFIED RIGHT FRONT DOOR SPEAKER (-)
9	X295 16GY/DG	AMPLIFIED LEFT REAR DOOR SPEAKER (-)
10	-	-
11	-	-
12	X296 18LG/GY	AMPLIFIED RIGHT REAR DOOR SPEAKER (-)
13	X390 18DG/BR (SUBWOOFER)	AMPLIFIED SUBWOOFER 1 (-)
14	X391 18DG/WT (SUBWOOFER)	AMPLIFIED SUBWOOFER 2 (-)



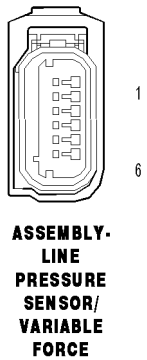
AMPLIFIER-RADIO C2 - WHITE 20 WAY

CAV	CIRCUIT	FUNCTION
1	X209 20GY/OR	AMPLIFIED LEFT I/P SPEAKER (+)
2	X208 20GY/DG	AMPLIFIED RIGHT I/P SPEAKER (+)
3	-	-
4	A116 16YL/RD	FUSED B(+)
5	-	-
6	D55 20WT/OR	CAN B BUS (+)
7	X51 18DG/DB	RADIO-LEFT AUDIO (+)
8	X52 18GY/DB	RADIO-RIGHT AUDIO (+)
9	Z513 16BK	GROUND
10	X299 20GY/YL	AMPLIFIED LEFT I/P SPEAKER (-)
11	X298 20GY/LG	AMPLIFIED RIGHT I/P SPEAKER (-)
12	-	-
13	A116 16YL/RD	FUSED B(+)
14	-	-
15	-	-
16	-	-
17	D54 20WT	CAN B BUS (-)
18	X57 18DG/OR	RADIO-LEFT AUDIO (-)
19	X58 18GY/OR	RADIO-RIGHT AUDIO (-)
20	Z980 16BK	GROUND



ASSEMBLY-EXHAUST GAS RECIRCULATION VALVE - BLACK 6 WAY

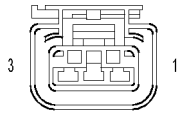
CAV	CIRCUIT	FUNCTION
1	K34 20LB/GY	EGR SIGNAL
2	F856 20YL/PK	5 VOLT SUPPLY
3	K900 20DB/DG	SENSOR GROUND
4	Z958 20BK	GROUND
5	-	-
6	K35 20LB/RD	EGR SOL CONTROL



ASSEMBLY-LINE PRESSURE SENSOR/VARIABLE FORCE SOLENOID - 6 WAY

CAV	CIRCUIT	FUNCTION
1	-	-
2	F856 20YL/PK	5 VOLT SUPPLY
3	T38 20YL/BR	LINE PRESSURE SENSOR SIGNAL
4	K900 20DB/DG	SENSOR GROUND
5	T16 18BR/DB	TRANSMISSION CONTROL RELAY OUTPUT
6	T118 20DG	MS SOLENOID CONTROL

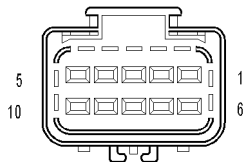




**ASSEMBLY-NATURAL VACUUM LEAK DETECTION**

ASSEMBLY-NATURAL VACUUM LEAK DETECTION - 3 WAY

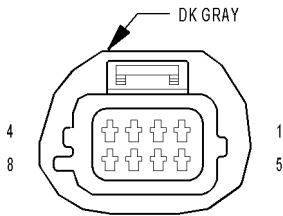
CAV	CIRCUIT	FUNCTION
1	Z938 20BK	GROUND
2	K107 20VT/WT	NVLD SWITCH SIGNAL
3	K106 20VT/LB	NVLD SOL CONTROL



**ASSEMBLY-POWER LIFTGATE DRIVE UNIT**

ASSEMBLY-POWER LIFTGATE DRIVE UNIT - 10 WAY

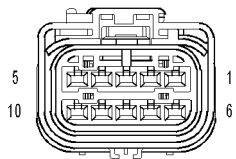
CAV	CIRCUIT	FUNCTION
1	Q201 200R/LG	LIFTGATE CLUTCH DRIVER
2	Z918 20BK	GROUND
3	Q203 200R/TN	POSITION SENSOR SUPPLY
4	Q204 200R/DG	POSITION SENSOR SIGNAL 1
5	-	-
6	Q205 200R/DB	POSITION SENSOR SIGNAL 2
7	Q901 200R/BR	LOGIC GROUND
8	Q88 14TN/BR	LIFTGATE OPEN DRIVER
9	Q89 14TN/OR	LIFTGATE CLOSE DRIVER
10	Q51 200R	LIFTGATE FULL OPEN SWITCH SENSE



**ASSEMBLY-SHIFT MOTOR/MODE SENSOR**

ASSEMBLY-SHIFT MOTOR/MODE SENSOR - DK GRAY 8 WAY

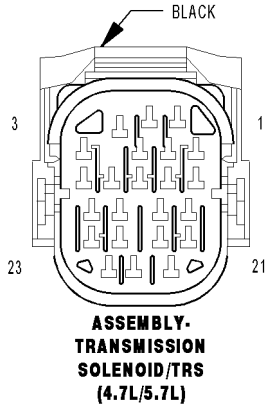
CAV	CIRCUIT	FUNCTION
1	T103 20YL/OR	5 VOLT SUPPLY
2	D201 20WT/DG	MODE SENSOR A
3	G180 20VT/YL	FCM SENSOR RETURN
4	T101 14DG	SHIFT MOTOR (+)
5	T102 14YL	SHIFT MOTOR (-)
6	-	-
7	-	-
8	-	-



**ASSEMBLY-TRANSMISSION SOLENOID/PRESSURE SWITCH (3.7L)**

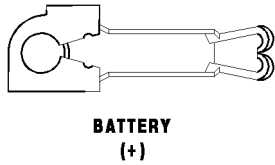
ASSEMBLY-TRANSMISSION SOLENOID/PRESSURE SWITCH (3.7L) - 10 WAY

CAV	CIRCUIT	FUNCTION
1	T60 18VT/WT	OD SOLENOID CONTROL
2	T59 18YL/LB	UD SOLENOID CONTROL
3	T16 18YL/OR	TRANSMISSION CONTROL RELAY OUTPUT
4	T19 18YL/DB	2-4 SOLENOID CONTROL
5	T47 20YL/DG	2-4 PRESSURE SWITCH SENSE
6	T9 20BR/VT	OD PRESSURE SWITCH SENSE
7	T20 18VT/DG	L/R SOLENOID CONTROL
8	-	-
9	-	-
10	T50 20VT/GY	L/R PRESSURE SWITCH SENSE



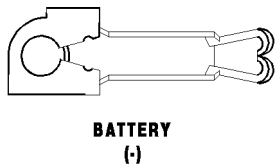
ASSEMBLY-TRANSMISSION SOLENOID/TRS (4.7L/5.7L) - BLACK 23 WAY

CAV	CIRCUIT	FUNCTION
1	-	-
2	T20 18VT/DG	L/R SOLENOID CONTROL
3	-	-
4	T41 20YL/DB	TRS (T41) SENSE (P/N SENSE)
5	T42 20DG/YL	TRS T42 SENSE
6	-	-
7	T60 18VT/WT	OD SOLENOID CONTROL
8	T3 20DG/DB	TRS T3 SENSE
9	T1 20BR/DB	TRS T1 SENSE
10	T16 18YL/OR	TRANSMISSION CONTROL RELAY OUTPUT
11	T48 20BR/YL	4C PRESSURE SWITCH SENSE
12	T118 20DG	PRESSURE CONTROL SOLENOID CONTROL
13	T4 20BR/PK	TRS T2 SENSE
14	T50 20VT/GY	L/R PRESSURE SWITCH SENSE
15	T147 20DG/YL	2C PRESSURE SWITCH SENSE
16	T9 20BR/VT	OD PRESSURE SWITCH SENSE
17	T59 18YL/LB	UD SOLENOID CONTROL
18	T29 20YL/WT	UD PRESSURE SWITCH SENSE
19	T259 18VT/RD	4C SOLENOID CONTROL
20	T219 18VT/DB	2C SOLENOID CONTROL
21	T140 20VT/DB	MS SOLENOID CONTROL
22	K900 20DB/DG	SENSOR GROUND
23	T54 20BR/RD	TRANSMISSION TEMPERATURE SENSOR SIGNAL



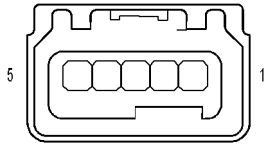
BATTERY (+) - 1 WAY

CAV	CIRCUIT	FUNCTION
1	A1 04RD	B(+)
1	A1 06RD	B(+)



BATTERY (-) - 2 WAY

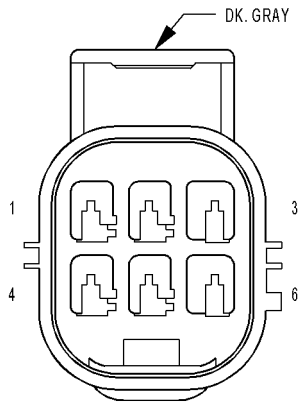
CAV	CIRCUIT	FUNCTION
1	Z100 04BK/VT	GROUND
2	Z1 04BK	GROUND



**BOOSTER-  
ACTIVE  
BRAKE**

BOOSTER-ACTIVE BRAKE - 5 WAY

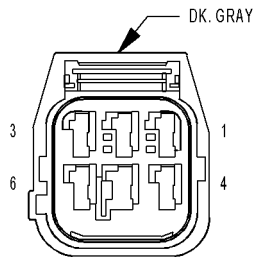
CAV	CIRCUIT	FUNCTION
1	B131 20DG/YL	ACTIVE BRAKE BOOSTER (+)
2	-	-
3	-	-
4	-	-
5	B132 20DG/LB	ACTIVE BRAKE BOOSTER (-)



**C101  
(5.7L MDS)**

C101 (5.7L MDS) - DK. GRAY (ENGINE SIDE)

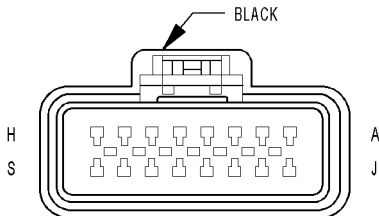
CAV	CIRCUIT
1	K451 20BR/DG
2	K452 20BR/LB
3	K453 20BR/DG
4	K454 20BR/OR
5	-
6	Z935 20BK



**C101  
(5.7L MDS)**

C101 (5.7L MDS) - DK. GRAY (MULTI DIS-PLACEMENT SOLENOID SIDE)

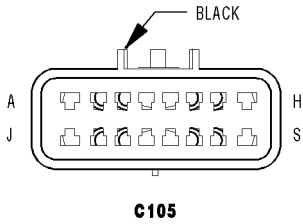
CAV	CIRCUIT
1	K451 20BR/WT
2	K452 20BR/LB
3	K453 20BR/DG
4	K454 20BR/OR
5	-
6	Z904A 20BK/BR



**C105**

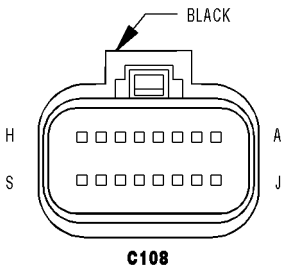
C105 - BLACK (ENGINE SIDE)

CAV	CIRCUIT
A	T750 14GY/YL
B	F855 20PK/YL
C	T16 18BR/DB
D	F856 20YL/PK
E	G180 20VT/YL
F	F1 20PK/DG
G	C3 20DB/GY
H	T101 14DG
J	T102 14YL
K	D201 20 WT/DG
L	A955 16RD
M	A919 18OR/GY
N	F924 20PK/YL
P	F202 20PK/GY
R	T15 20VT/YL
S	-



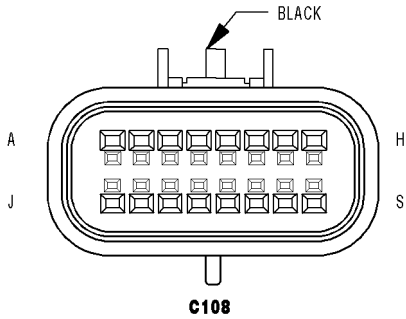
C105 - BLACK (HEADLAMP AND DASH SIDE)

CAV	CIRCUIT
A	T750 14GY/YL
B	F855 20PK/YL (4WD)
C	T16 18BR/DB
D	F856 20YL/PK (4WD)
E	G180 20VT/YL (4WD)
F	F1 20PK/DG
G	C3 20DB/GY
H	T101 14DG (4WD)
J	T102 14YL (4WD)
K	D201 20WT/DG (4WD)
L	A955 16RD
M	A919 18OR/GY
N	F924 20PK/YL
P	F202 20PK/GY
R	T15 20VT/YL
S	-



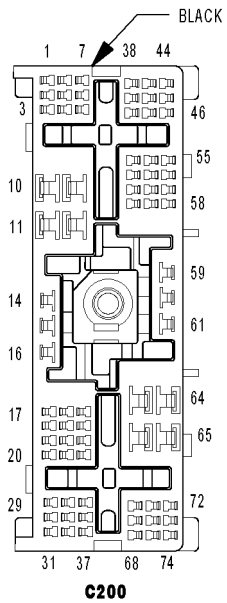
C108 - BLACK (ENGINE SIDE)

CAV	CIRCUIT
A	K299 20DG/RD
B	K399 20TN/WT
C	D65 20YL/RD
D	D64 20WT/LB
E	D16 20WT/PK
F	D15 20BR/WT
G	D20 20WT/BR
H	D21 20WT/GY
J	T41 20YL/DB
K	A955 16RD
L	T103 20YL/OR (4WD)
M	K454 20BR/OR (5.7L)
N	-
P	K451 20BR/DG (5.7L)
R	K900 20DB/DG (3.7L/4.7L)
R	G24 20VT/BR (5.7L)
S	T6 20DG



C108 - BLACK (HEADLAMP AND DASH SIDE)

CAV	CIRCUIT
A	K299 20DG/RD
B	K399 20TN/WH
C	D65 20YL/RD
D	D64 20WT/LB
E	D16 20WT/PK
F	D15 20BR/WT
G	D20 20WT/BR
H	D21 20WT/GY
J	T41 20YL/DB
K	A955 16RD
L	T103 20YL/OR (4WD)
M	K454 20BR/OR (5.7L)
N	-
P	K451 20BR/DG
R	K900 20DB/DG (3.7L/4.7L)
R	G24 20VT/BR (5.7L)
S	T6 20DG

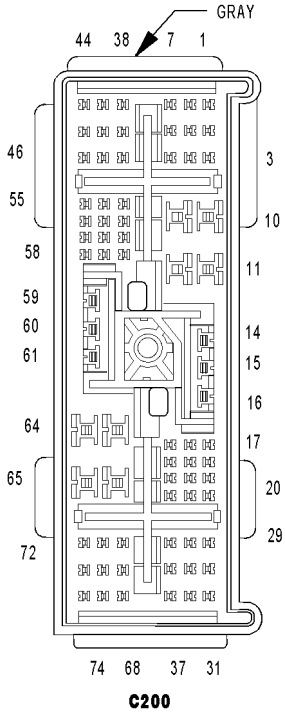


C200 - BLACK (BODY SIDE)

CAV	CIRCUIT
1	B25 20DG/WT
2	-
3	P5 16TN/OR
4	G77 20VT/GY
5	R57 20LG/GY
6	G78 20VT/OR
7	M28 20YL/TN
8	C154 20LB/OR
9	C54 20YL/LB
10	A904 14RD/GY
11	C153 14BR/DB
12	C50 14DB/OR
13	-
14	C803 20OR/LB
15	-
16	X53 18DG
17	X52 18GY/DB
18	X51 20DG/DB
19	X712 20LB/RD
20	X16 20DG/YL
21	X17 20DB/WT
22	X916 20LB/PK
23	X917 20LB/RD
24	X910 20GY/DG
25	C53 20LB
26	X54 18GY
27	C151 16DB/PK
28	C931 20DB/WT
29	P206 18LG/TN
30	P205 18LG/DB
31	P1 16TN/LG
32	E10 20OR/DG

## C200 - BLACK (BODY SIDE)

CAV	CIRCUIT
33	X510 20DG/RD
34	X511 20DB/RD
35	X521 20GY/LB
36	X522 20LG/RD
37	G11 20VT/TN
38	G912 20VT/WT
39	-
40	G12 20VT/BR
41	-
42	-
43	Q900 20OR/BK
44	Q100 20OR/WT
45	X793 20TN/YL
46	X835 20OR/GY
47	X730 20GY/YL
48	X792 20DB/YL
49	X58 18GY/OR
50	X56 18GY/BR
51	X55 20DG/BR
52	X57 18DG/OR
53	G76 20VT/YL
54	G74 20VT/WT
55	X735 20DB
56	G161 20VT/DG
57	P392 16LG/DB
58	-
59	F504 20GY/PK
60	C22 20LB/WT
61	G160 20VT/LG
62	-
63	-
64	C152 14LG/PK
65	A115 12YL/RD
66	G75 20VT
67	-
68	P393 16LG
69	M22 20YL/OR
70	G778 18OR/RD
71	C802 20LB/RD
72	X722 20LB/TN
73	C804 20DB/VT
74	C800 20DB/GY

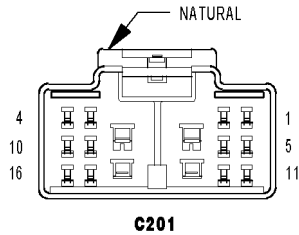


C200 - GRAY (INSTRUMENT PANEL SIDE)

CAV	CIRCUIT
1	B25 20DG/WT
2	-
3	P5 16TN/OR
4	G77 20VT/GY
5	R57 20LG/GY
6	G78 20VT/OR
7	M28 20YL/TN
8	C154 20LB/OR
9	C54 20YL/LB
10	A904 14RD/GY
11	C153 14BR/DB
12	C50 14DB/OR
13	-
14	C803 20OR/LB
15	-
16	X53 18DG
17	X52 16GY/DB
18	X51 18DG/DB
19	X712 20DB/RD
20	X16 20DG/YL
21	X17 20DB/WT
22	-
22	X916 20LB/PK
23	X917 20LB/RD
24	X910 20GY/DG
25	C53 20LB
26	X54 16GY
27	C151 16DB/PK
28	C931 20DB/WT
29	P206 18LG/TN
30	P205 18LG/DB
31	P1 16TN/LG
32	E10 20OR/DG
33	X510 20DG/RD
34	X511 20DB/RD
35	X521 20GY/LB
36	X522 20LG/RD
37	G11 20VT/TN
38	G912 20VT/WT
39	-
40	G12 20VT/BR
41	-
42	-
43	Q900 20OR/BK
44	Q100 20OR/WT
45	X793 20TN/YL
46	X835 20OR/GY
47	X730 20GY/YL
48	X792 20DB/YL
49	X58 16GY/OR
50	X56 16GY/BR
51	X55 18DG/BR
52	X57 18DG/OR
53	G76 20VT/YL

C200 - GRAY (INSTRUMENT PANEL SIDE)

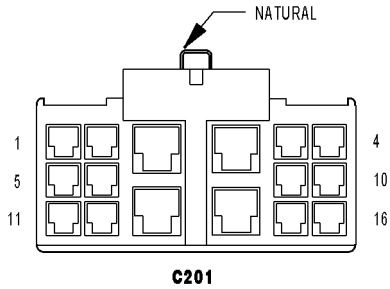
CAV	CIRCUIT
54	G74 20VT/WT
55	X735 20DB
56	G161 20VT/DG
57	P392 16LG/DB
58	-
59	F504 20GY/PK
60	C22 20LB/WT
61	G160 20VT/LG
62	-
63	-
64	C152 14LG/PK
65	-
66	G75 20VT
67	-
68	P393 16LG
69	M22 20YL/OR
70	G778 18OR/RD
71	C802 20LB/RD
72	X722 20LB/TN
73	C804 20DB/VT
74	C800 20DB/GY



C201 - NATURAL (HEADLAMP AND DASH SIDE)

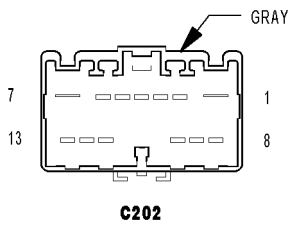
CAV	CIRCUIT
1	B924 20PK/YL
2	F1 20PK/DG
3	-
4	-
5	D51 20PK/RD
6	D52 20WT/PK
7	A115 12YL/RD
8	F921 14PK/YL
9	N4 20DB/YL
10	N5 20DB/WT
11	R79 20LB/VT
12	R81 20LB/WT
13	F921 12PK/YL
14	F961 14PK/LB
15	R80 20VT/LB
16	R82 20WT/LB





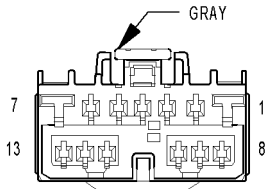
C201 - NATURAL (INSTRUMENT PANEL SIDE)

CAV	CIRCUIT
1	B924 20PK/YL
2	F1 20PK/DG
3	-
4	-
5	D51 20PK/RD
6	D52 20WT/PK
7	A115 12YL/RD
8	F941 14PK/LG
9	N4 20DB/YL
10	N5 20DB/WT
11	R79 20LB/VT
12	R81 20LB/WT
13	F921 12PK/YL
14	F961 14PK/LB
15	R80 20VT/LB
16	R82 20WT/LB



C202 - GRAY (HVAC SIDE)

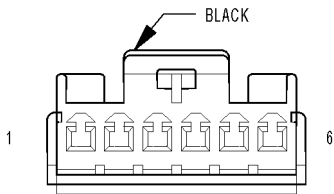
CAV	CIRCUIT
1	C7 10DB
2	C34 20DB/LB
3	C61 20DB/LG
4	C21 20DB/LG
5	C121 20DB/DG
6	C29 20DB
7	Z961 10BK (ATC)
7	C75 12DB/GY (MTC)
8	C807 20DB/LG (ATC)
8	C71 16DB/BR (MTC)
9	C808 20DB/DG (ATC)
9	C72 14DB/OR (MTC)
10	C56 20DB/LB (ATC)
10	C73 14DB/VT (MTC)
11	C32 20DB/TN
12	C801 20DB/OR
13	- -



**C202**

C202 - GRAY (INSTRUMENT PANEL SIDE)

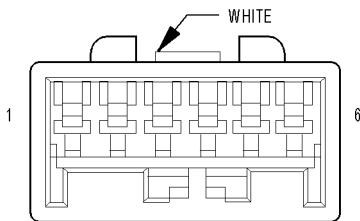
CAV	CIRCUIT
1	C7 12DB
2	C34 20DB/LB
3	C61 20DB/GY
4	C21 20DB/YL
5	C121 20DG/DB
6	C29 20DB
7	Z961 12BK (ATC)
7	C75 12DB/YL (MTC)
8	C807 20DB/LG (ATC)
8	C71 16DB/BR (MTC)
9	C808 20DB/RD (ATC)
9	C72 14DB/OR (MTC)
10	C56 20DB/LB (ATC)
10	C73 14DB/VT (MTC)
11	C32 20TN/DB
12	C801 20LB/RD
13	-



**C220**

C220 - BLACK (HEADLINER SIDE)

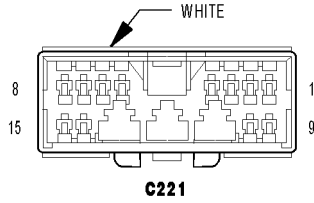
CAV	CIRCUIT
1	Q4 200R/YL
2	Q5 200R/LB
3	Q3 200R/TN
4	A904 14RD/GY
5	F30 14PK/YL
6	Z955 14BK



**C220**

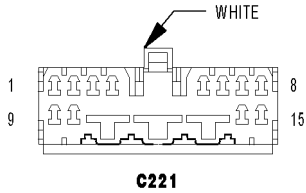
C220 - WHITE (SUNROOF SIDE)

CAV	CIRCUIT
1	Q4 200R/YL
2	Q5 200R/LB
3	Q3 200R/TN
4	A904 14RD/GY
5	F30 14PK/YL
6	Z955 14BK



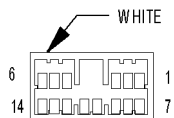
C221 - WHITE (BODY SIDE)

CAV	CIRCUIT
1	A300 20RD/GY
2	G25 20VT/TN
3	D54 20WT
4	D55 20WT/OR
5	L1 16WT/LG
6	A926 20RD
7	P112 20BR
8	P114 20VT/BK
9	Z957 18BK/LG
10	F21 20PK/DG
11	Z955 14BK
12	F30 14PK/YL
13	A904 14RD/GY
14	M28 20YL/TN
15	M22 20YL/OR



C221 - WHITE (HEADLINER SIDE)

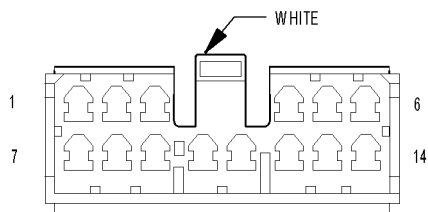
CAV	CIRCUIT
1	A300 20GY/LG
2	G75 20VT/TN
3	D54 20WT
4	D55 20WT/OR
5	L1 18WT/LG
6	A926 18RD
7	P112 20OR/TN
8	P114 20TN/WT
9	Z957 18BK/LG
9	Z957 20BK
10	F21 20PK/DG
11	Z955 14BK
12	F30 14PK/YL
13	A904 14RD/GY
14	M28 20YL/TN
15	M22 20YL/OR



**C222**

C222 - WHITE (BODY SIDE)

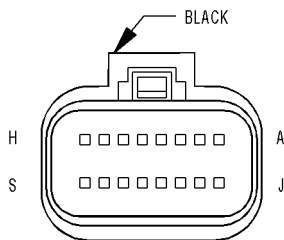
CAV	CIRCUIT
1	X522 20LG/RD
2	X916 20LB/PK
3	X510 20DG/RD
4	-
5	X521 20GY/LB
6	X910 20GY/DG
7	X511 20DB/RD
8	X712 20LB/RD
9	X735 20DB
10	X792 20DB/YL
11	X730 20GY/YL
12	X835 20OR/GY
13	X793 20TN/YL
14	X722 20LB/TN



**C222**

C222 - WHITE (HEADLINER SIDE)

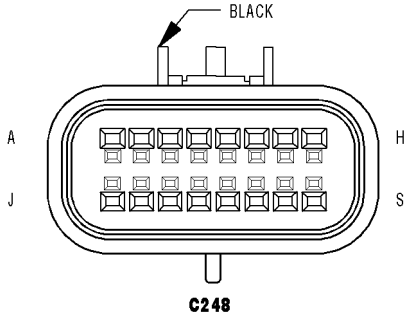
CAV	CIRCUIT
1	X522 20LG/RD
2	X916 20LB/PK
3	X510 20DG/RD
4	-
5	X521 20GY/LB
6	X910 20GY/DG
7	X511 20DB/RD
8	X712 20DB/RD
9	X735 20DB
10	X792 20DB/YL
11	X730 20GY/YL
12	X835 20OR/GY
13	X793 20TN/YL
14	X722 20LB/TN



**C248**

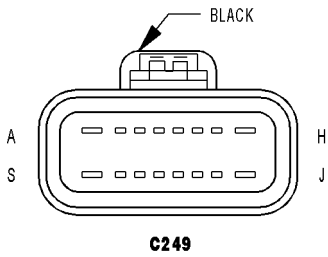
C248 - BLACK (BODY SIDE)

CAV	CIRCUIT
A	-
B	Q100 20OR/WT
C	Q900 20OR/BK
D	P206 18LG/TN
E	P205 18LG/DB
F	-
G	-
H	-
J	-
K	-
L	-
M	G912 20VT/WT
N	G11 20VT/TN
P	G12 20VT/BR
R	D54 20WT
S	D55 20WT/OR



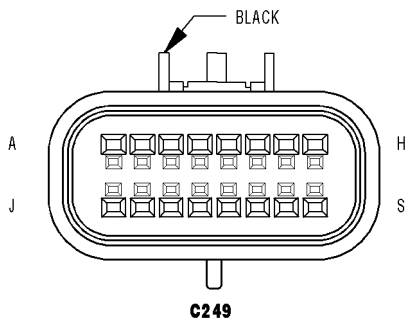
C248 - BLACK (LEFT SEAT SIDE)

CAV	CIRCUIT
A	-
B	Q100 200R/WT
C	Q900 180R/BK
D	P206 18LG/TN
E	P205 18LG/DB
F	-
G	-
H	-
J	-
K	-
L	-
M	G912 20VT/WT
N	G11 20VT/TN
P	G12 20VT/BR
R	D54 20WT
S	D55 20WT/OR



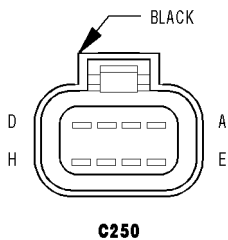
C249 - BLACK (BODY SIDE)

CAV	CIRCUIT
A	P188 18LG/VT
B	R263 20LB/VT
C	D54 20WT
D	D55 20WT/OR
E	R261 20LB/WT
F	-
G	-
H	Z975 14BK
J	Z972 18BK/LG
K	-
L	A956 20RD/LB
M	F201 20PK/OR
N	Z917 20BK/VT
P	-
R	-
S	A940 12RD/GY



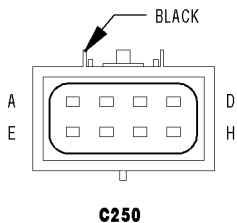
C249 - BLACK (RIGHT SEAT SIDE)

CAV	CIRCUIT
A	P188 18LG/VT
B	R263 20LB/VT
C	D54 20WT
D	D55 20WT/OR
E	R261 20LB/WT
F	-
G	-
H	Z975 16BK
J	Z972 16BK/LG
K	-
L	A956 20RD/LB
M	F201 20PK/OR
N	Z917 20BK/VT
P	-
R	-
S	A940 12RD/GY



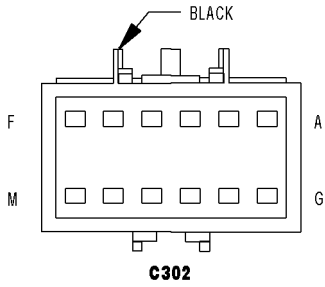
C250 - BLACK (BODY SIDE)

CAV	CIRCUIT
A	R261 20LB/WT
B	R263 20LB/VT
C	Z971 14BK (EXCEPT MEMORY)
D	A940 12RD/GY
E	Z930 12BK/LB
F	R57 20LG/GY
G	Z949 20BK
H	P187 18LG/BR



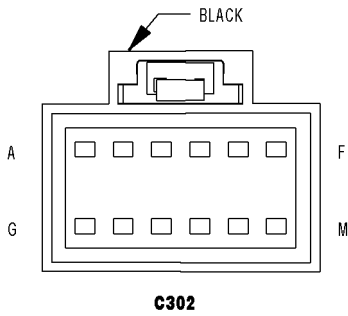
C250 - BLACK (LEFT SEAT SIDE)

CAV	CIRCUIT
A	R261 20LB/WT
B	R263 20LB/VT
C	Z971 16BK
D	A940 12RD/GY
E	Z930 12BK/LB
F	R57 20LG/GY
G	R59 20LG/TN
H	P187 18LG/BR



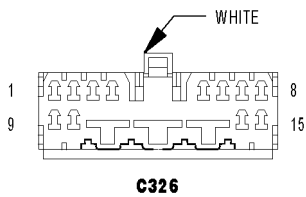
C302 - BLACK (BODY SIDE)

CAV	CIRCUIT
A	F307 18LB/PK
B	Z738 18BK/WT
C	E10 20OR/DG
D	C152 14LG/PK (SLT)
D	C803 20OR/LB (SLT+)
E	C151 16DB/PK (SLT)
E	C804 20DB/VT (SLT+)
F	C50 14DB/OR (SLT)
F	F504 20GY/PK (SLT+)
G	C153 14BR/DB (SLT)
G	C802 20LB/RD (SLT+)
H	-
J	-
K	C800 20DB/GY
L	C22 20LB/WT
M	C931 20DB/WT



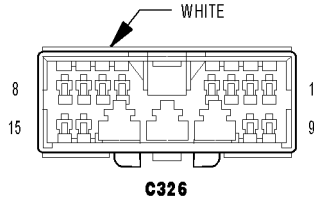
C302 - BLACK (CONSOLE SIDE)

CAV	CIRCUIT
A	F307 18LB/PK
B	Z738 18BK/WT
C	E10 20OR/DG
D	C803 14OR/LB
E	C804 16DB/VT
F	F504 14GY/PK
G	C802 14LB/RD
H	-
J	-
K	C800 20DB/GY
L	C22 20LB/WT
M	C931 20DB/WT



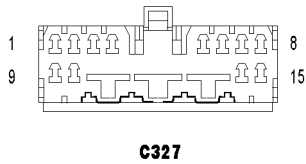
C326 - WHITE (BODY SIDE)

CAV	CIRCUIT
1	Z945 18BK
2	W13 16LG/BR
3	W17 18BR/LG
4	Z922 18BK/PK
5	L50 18WT/TN
6	M22 20YL/OR
7	L77 20PK/RD
8	G78 20VT/OR
9	P5 16TN/OR
10	-
11	Z255 12BK/WT
12	P393 16LG
13	C15 12DB/WT
14	-
15	-



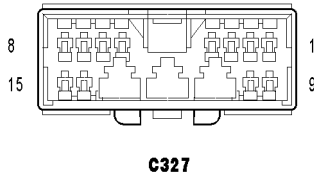
C326 - WHITE (LIFTGATE SIDE)

CAV	CIRCUIT
1	Z945 18BK
2	W13 16LG/BR
3	W17 18BR/LG
4	Z922 20BK/PK
5	L50 18WT/TN
6	M22 20YL/OR
7	L77 20PK/RD
8	G78 20VT/OR
9	P5 16TN/OR
10	-
11	Z255 12BK/WT
12	P393 16LG
13	C15 12DB/WT
14	-
15	-



C327 - (BODY SIDE)

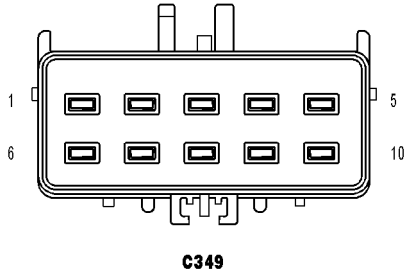
CAV	CIRCUIT
1	Q85 18TN/WT
2	Q84 18TN/GY
3	Q79 20OR
4	Q76 20OR/BK
5	Q60 20OR/YL
6	Q901 20OR/BR
7	P30 20TN/DG
8	Q94 20TN/LG
9	Q78 20OR/DB
10	-
11	-
12	-
13	-
14	Q75 20OR/LB
15	-



C327 - (LIFTGATE SIDE)

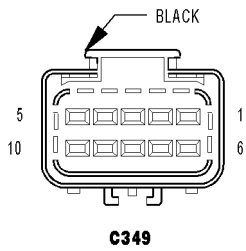
CAV	CIRCUIT
1	Q85 18 TN/WT
2	Q84 18 TN/GY
3	Q79 20 OR
4	Q76 20 OR/BK
5	Q60 20 OR/YL
6	Q901 20 OR/BR
7	P30 20 TN/DG
8	Q94 20 TN/LG
9	Q78 20 OR/DB
10	-
11	-
12	-
13	-
14	Q75 20 OR/LB
15	-





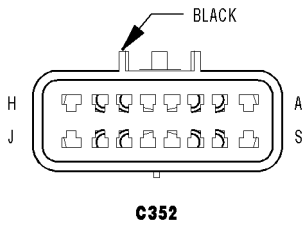
C349 - (HVAC SIDE)

CAV	CIRCUIT
1	C53 20LB
2	C154 20LB/OR
3	C54 20LB/YL
4	C153 14DB/BR
5	C152 14LB/LG
6	C151 16LB/DG
7	-
8	C51 14LB/BR
9	-
10	-



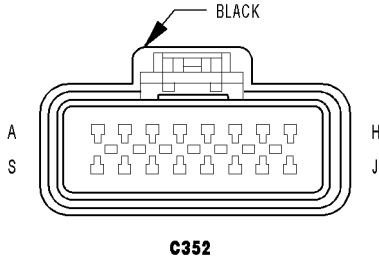
C349 - BLACK (BODY SIDE)

CAV	CIRCUIT
1	C53 20LB
2	C154 20LB/OR
3	C54 20YL/LB
4	C153 14BR/DB
5	C152 14LG/PK
6	C151 16DB/PK
7	-
8	C51 14BR/RD
9	-
10	-



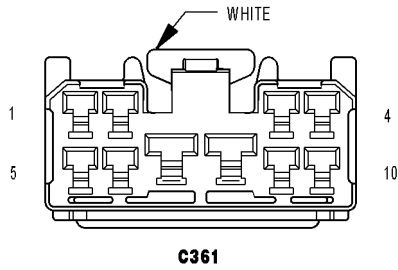
C352 - BLACK (CHASSIS SIDE)

CAV	CIRCUIT
A	L673 18YL (TRAILER TOW)
B	N1 18DB/OR
C	L1 18WT/LG (TRAILER TOW)
D	B3 20DG/YL (TRAILER TOW)
E	B4 20LG/GY
F	N4 20DB/YL
G	Z938 18BK
H	A100 18RD/VT (TRAILER TOW)
J	L674 18LG (TRAILER TOW)
K	L76 20PK/RD (TRAILER TOW)
L	N5 20DB/WT
M	K107 20VT/WT
N	K106 20VT/LB
P	B1 20DG/DB (TRACTION CONTROL)
R	B2 20DG/LB (TRACTION CONTROL)
S	B400 14DG (TRAILER TOW)



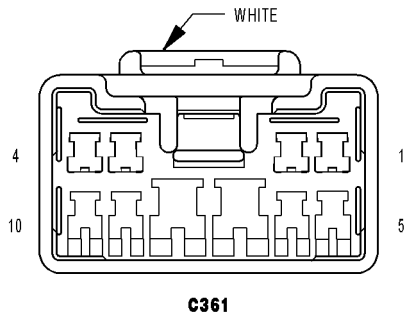
C352 - BLACK (HEADLAMP AND DASH SIDE)

CAV	CIRCUIT
A	L673 18YL
B	N1 18DB/OR
C	L1 18WT/LG
D	B3 20DG/YL
E	B4 20LG/GY
F	N4 20DB/YL
G	Z938 18BK
H	A100 18RD/VT
J	L674 18LG
K	L76 20PK/RD
L	N5 20DB/WT
M	K107 20VT/WT
N	K106 20VT/LB
P	B1 20DG/DB
R	B2 20DG/LB
S	B400 14DG



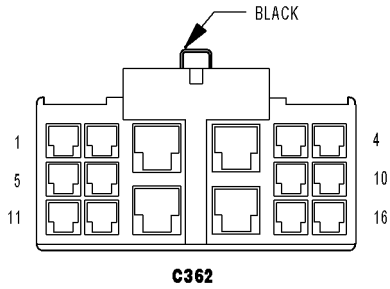
C361 - WHITE (BODY SIDE)

CAV	CIRCUIT
1	G160 20VT/LG
2	Z944 20BK
3	Q15 14OR/LB
4	Q16 14WT/DG
5	Q26 14OR
6	X54 20GY (BASE AUDIO)
6	X202 20DG/VT (PREMIUM AUDIO)
7	X56 16GY/BR (BASE AUDIO)
7	X292 20DG/YL (PREMIUM AUDIO)
8	-
9	-
10	-



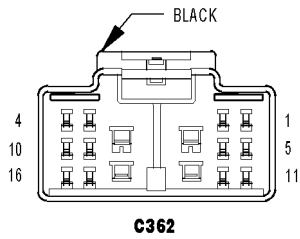
C361 - WHITE (RIGHT FRONT DOOR SIDE)

CAV	CIRCUIT
1	G160 20VT/LG
2	Z944 20BK
3	Q15 14OR/LB
4	Q16 14WT/DG
5	Q26 14OR
6	X54 20GY (BASE AUDIO)
6	X202 20DG/VT (PREMIUM AUDIO)
7	X56 20GY/BR (BASE AUDIO)
7	X292 20DG/YL (PREMIUM AUDIO)
8	-
9	-
10	-



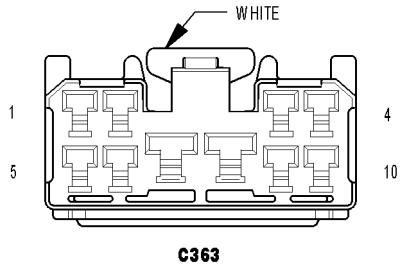
C362 - BLACK (BODY SIDE)

CAV	CIRCUIT
1	C16 20DB/YL
2	R14 20TN/LG (SIDE AIRBAG)
3	A215 20RD/LG (MEMORY)
4	P72 20TN/GY (SLT)
4	D54 20WT (SLT+)
5	P74 20TN/OR (SLT)
5	D55 20WT/OR (SLT+)
6	G74 20VT/WT
7	G778 18OR/RD
8	P392 16LG/DB
9	Z974 16BK
10	F30 14PK/YL
11	R16 20BR/LG (SIDE AIRBAG)
12	P76 20TN/LB
13	-
14	-
15	R18 20LB (SIDE AIRBAG)
16	R20 20WT/LG (SIDE AIRBAG)



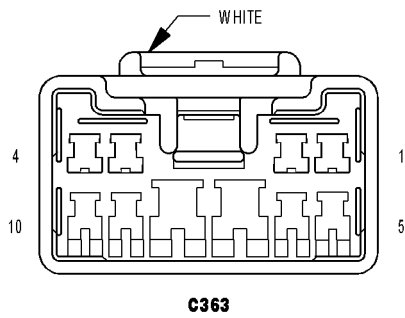
C362 - BLACK (RIGHT FRONT DOOR SIDE)

CAV	CIRCUIT
1	C16 20DB/YL (FOLDING MIRRORS)
2	R14 20TN/LG (SIDE AIRBAG)
3	A215 20RD/LG (MEMORY)
4	P72 20TN/GY (EXCEPT MEMORY)
4	D54 20WT (MEMORY)
5	P74 20TN/OR (EXCEPT MEMORY)
5	D55 20WT/OR (MEMORY)
6	G74 20VT/WT (EXCEPT MEMORY)
7	G778 18OR/RD
8	P392 16LG/DB
9	Z974 16BK (EXCEPT MEMORY)
10	F30 14PK/YL
11	R16 20BR/LG (SIDE AIRBAG)
12	P76 20TN/LB (EXCEPT MEMORY)
13	-
14	-
15	R18 20LB (SIDE AIRBAG)
16	R20 20WT/LG (SIDE AIRBAG)



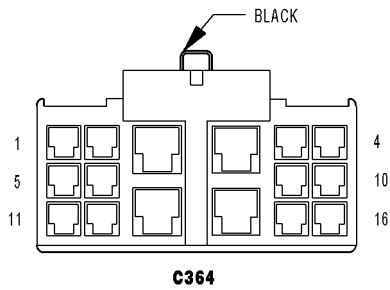
C363 - WHITE (BODY SIDE)

CAV	CIRCUIT
1	Q412 14TN/WT
2	Q612 14DB/OR
3	Q16 14WT/DG
4	Q26 14OR
5	Q411 14DB/LG
6	Q611 14DB/PK
7	F30 14PK/YL
8	Q15 14OR/LB
9	G161 20VT/DG
9	-
10	-



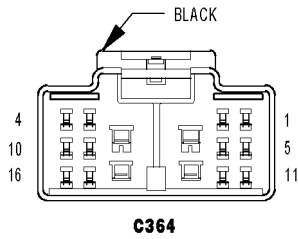
C363 - WHITE (LEFT FRONT DOOR SIDE)

CAV	CIRCUIT
1	Q412 14TN/WT
2	Q612 14DB/OR
3	Q16 14WT/DG
4	Q26 14OR
5	Q411 14DB/LG
6	Q611 14DB/PK
7	F30 14PK/YL
8	Q15 14OR/LB
9	G161 20VT/DG
10	-



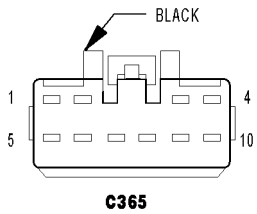
C364 - BLACK (BODY SIDE)

CAV	CIRCUIT
1	R13 20LG/BR
2	R15 20BR/GY
2	-
3	P1 16TN/LG
4	P393 16LG
5	-
5	P76 20TN/LB
6	A215 20RD/LG
7	Z940 20BK/LG
8	Z13 16BK/WT
9	P72 20TN/GY (EXCEPT MEMORY)
9	D54 20WT (MEMORY)
10	P74 20TN/OR (EXCEPT MEMORY)
10	D55 20WT/OR (MEMORY)
11	X201 18GY/VT
11	X53 18DG
12	X291 18GY/YL
12	X55 18DG/BR
13	G75 20VT
13	P114 20VT/BK
14	C16 20DB/YL
14	P112 20OR/TN
15	R17 20LG
15	-
16	R19 20LG/WT



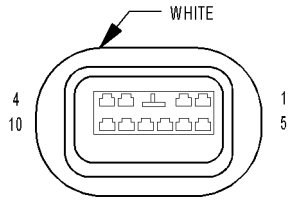
C364 - BLACK (LEFT FRONT DOOR SIDE)

CAV	CIRCUIT
1	R13 20LG/BR
2	R15 20BR/GY
2	-
3	P1 16TN/LG
4	P393 16LG
5	-
5	P76 20TN/LB
6	A215 20RD/LG
7	Z940E 20BK/LG
8	Z13 16BK/WT
9	P72 20TN/GY (EXCEPT MEMORY)
9	D54 20WT (MEMORY)
10	P74 20TN/OR (EXCEPT MEMORY)
10	D55 20WT/OR (MEMORY)
11	X201 18GY/VT
11	X53 20DG
12	X291 18GY/YL
12	X55 20DG/BR
13	-
13	P114 20TN/WT
14	-
14	P112 20OR/TN
15	R17 20LG
15	-
16	R19 20LG/WT



C365 - BLACK (BODY SIDE)

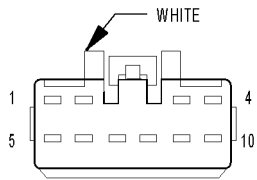
CAV	CIRCUIT
1	X52 20GY/DB (BASE AUDIO)
1	X206 20DG/LG (PREMIUM AUDIO)
2	X58 20GY/OR (BASE AUDIO)
2	X296 20LG/GY (PREMIUM AUDIO)
3	G76 20VT/YL
4	Z927 20BK
5	G778 18OR/RD
6	P392 16LG/DB
7	Q15 14OR/LB
8	Q612 14DB/OR
9	Q412 14TN/WT
10	-



**C365**

C365 - WHITE (RIGHT REAR DOOR SIDE)

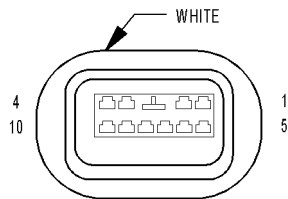
CAV	CIRCUIT
1	X52 20GY/DB (BASE AUDIO)
1	X206 20DG/LG (PREMIUM AUDIO)
2	X58 20GY/OR (BASE AUDIO)
2	X296 20LG/GY (PREMIUM AUDIO)
3	G76 20VT/YL
4	Z927 20BK
5	G778 16OR/RD
6	P392 16LG/DB
7	Q15 14OR/LB
8	Q612 14DB/OR
9	Q412 14TN/WT
10	-



**C366**

C366 - WHITE (BODY SIDE)

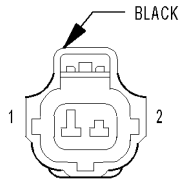
CAV	CIRCUIT
1	X51 20DG/DB (BASE AUDIO)
1	X205 18LG/PK (PREMIUM AUDIO)
2	X57 20DG/OR (BASE AUDIO)
2	X295 18GY/DG (PREMIUM AUDIO)
3	G77 20VT/GY
4	Z941 20BK
5	P5 16TN/OR
6	P393 16LG
7	Q15 14OR/LB
8	Q611 14DB/PK
9	Q411 14DB/LG
10	-



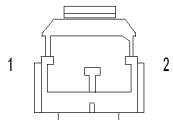
**C366**

C366 - WHITE (LEFT REAR DOOR SIDE)

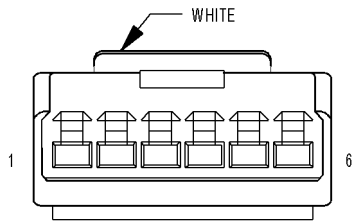
CAV	CIRCUIT
1	X52 20GY/DB (BASE AUDIO)
1	X206 18DG/LG (PREMIUM AUDIO)
2	X58 20GY/OR (BASE AUDIO)
2	X296 18LG/GY (PREMIUM AUDIO)
3	G76 20VT/YL
4	Z927 20BK
5	G778 18OR/RD
6	P392 16LG/DB
7	Q15 14OR/LB
8	Q612 14DB/OR
9	Q412 14TN/WT
10	-



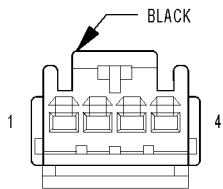
**CAPACITOR-IGNITION**



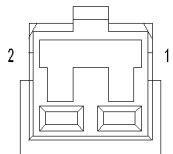
**CHIME-POWER LIFTGATE**



**CLOCKSPRING C1**



**CLOCKSPRING C2**



**CLOCKSPRING C3**

CAPACITOR-IGNITION - BLACK 2 WAY

CAV	CIRCUIT	FUNCTION
1	A955 16RD	ASD RELAY OUTPUT
2	-	-

CHIME-POWER LIFTGATE - 2 WAY

CAV	CIRCUIT	FUNCTION
1	Z945 20BK	GROUND
2	Q94 20TN/LG	LIFTGATE CHIME DRIVER

CLOCKSPRING C1 - WHITE 6 WAY

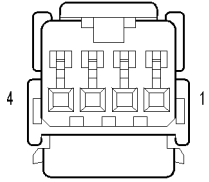
CAV	CIRCUIT	FUNCTION
1	X20 22GY/WT (REMOTE)	RADIO CONTROL MUX
2	G902 20VT/BR (REMOTE)	SWITCH MUX RETURN
3	V38 20VT/OR (5.7L)	S/C SWITCH NO. 2 SIGNAL
4	V37 20VT	S/C SWITCH NO. 1 SIGNAL
5	K900 20DB/DG (3.7L/4.7L)	SENSOR GROUND
5	V937 20VT/BR (5.7L)	S/C SWITCH RETURN
6	X3 20DG/VT	HORN SWITCH SENSE

CLOCKSPRING C2 - BLACK 4 WAY

CAV	CIRCUIT	FUNCTION
1	R61 20VT/LG	DRIVER SQUIB 2 LINE 2
2	R63 20VT/RD	DRIVER SQUIB 2 LINE 1
3	R43 20BR/LG	DRIVER SQUIB 1 LINE 2
4	R45 20OR/LG	DRIVER SQUIB 1 LINE 1

CLOCKSPRING C3 - 2 WAY

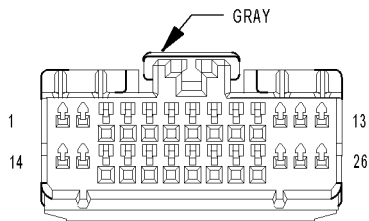
CAV	CIRCUIT	FUNCTION
1	G902 22VT/BR	SWITCH MUX RETURN
1	G902 22VT/BR	SWITCH MUX RETURN
2	X20 22GY/WT	RADIO CONTROL MUX
2	X20 22GY/WT	RADIO CONTROL MUX



**CLOCKSPRING C4**

CLOCKSPRING C4 - 4 WAY

CAV	CIRCUIT	FUNCTION
1	X3 20DG/VT	HORN SWITCH SENSE
2	K900 22DB/DG (3.7L/4.7L)	SENSOR GROUND
2	K900 22DB/DG (3.7L/4.7L)	SENSOR GROUND
2	V937 20VT/BR (5.7L)	S/C SWITCH RETURN
2	V937 20VT/BR (5.7L)	S/C SWITCH RETURN
3	V37 22VT	S/C SWITCH NO. 1 SIGNAL
3	V37 22VT	S/C SWITCH NO. 1 SIGNAL
4	V38 22VT/OR	S/C SWITCH NO. 2 SIGNAL
4	V38 22VT/OR	S/C SWITCH NO. 2 SIGNAL

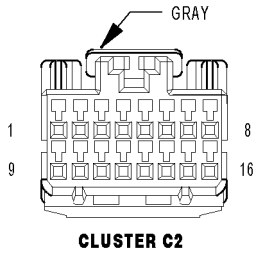


**CLUSTER C1**

CLUSTER C1 - GRAY 26 WAY

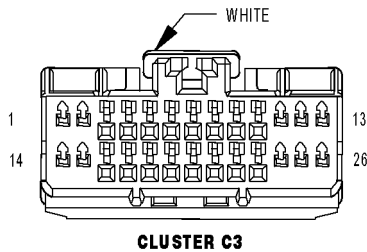
CAV	CIRCUIT	FUNCTION
1	Z946 16BK	GROUND
2	P392 16LG/DB	DOOR LOCK DRIVER RIGHT DOORS
3	B25 20DG/WT	PARK BRAKE SWITCH SENSE
4	G78 20VT/OR	LIFTGATE AJAR SWITCH SENSE
5	R57 20LG/GY	DRIVER SEAT BELT SWITCH SENSE
6	G75 20VT (EXCEPT MEMORY)	DRIVER DOOR AJAR SWITCH SENSE
7	X20 22GY/WT (REMOTE AUDIO)	RADIO CONTROL MUX
8	G77 20VT/GY	LEFT REAR DOOR AJAR SWITCH SENSE
9	G15 20VT/TN	KEY-IN IGNITION SWITCH SENSE
10	X3 20DG/VT	HORN SWITCH SENSE
11	P5 16TN/OR	DOOR UNLOCK DRIVER LEFT REAR/LIFTGATE
12	P1 16TN/LG	DOOR UNLOCK DRIVER LEFT FRONT
13	A924 16RD	FUSED B(+)
14	-	-
15	P393 16LG	DOOR LOCK DRIVER LEFT DOORS
16	W52 20BR/YL	FRONT WIPER SWITCH MUX
17	F924 20PK/YL	FUSED IGNITION SWITCH OUTPUT (START)
18	G39 20VT/OR (HIGHLINE)	SUN SENSOR SIGNAL
19	-	-
20	B27 20DG/WT	TRACTION CONTROL SWITCH SENSE
21	K77 20BR/VT	5 VOLT SELECTOR SWITCH SUPPLY
22	P7 20LG/YL (HEATED SEATS)	DRIVER HEATED SEAT SWITCH MUX
23	P8 20LG/DG (HEATED SEATS)	PASSENGER HEATED SEAT SWITCH MUX
24	B30 20DG/OR	BTSI SOLENOID CONTROL
25	G778 18OR/RD	DOOR UNLOCK DRIVER RIGHT DOORS
26	A924 16RD	FUSED B(+)





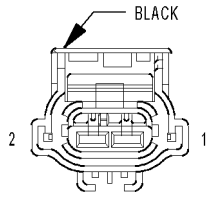
CLUSTER C2 - GRAY 16 WAY

CAV	CIRCUIT	FUNCTION
1	G194 20VT/RD	HIGH BEAM/FRONT WASHER SWITCH MUX
2	G160 20VT/LG (EXCEPT MEMORY)	PASSENGER DOOR LOCK SWITCH MUX
3	G161 20VT/DG (EXCEPT MEMORY)	DRIVER DOOR LOCK SWITCH MUX
4	E2 200R/BR	PANEL LAMPS DRIVER
5	L307 20PK/RD	HEADLAMP SWITCH MUX
6	N5 20DB/WT	FUEL LEVEL SENSOR RETURN
7	-	-
8	L12 20WT/DB	TURN SIGNAL INPUT MUX
9	G939 20VT/DB (HIGHLINE)	SUN SENSOR RETURN
10	L900 20WT/YL	HEADLAMP SWITCH MUX RETURN
11	G902 20VT/OR (HIGHLINE)	SWITCH MUX RETURN
11	G902 20VT/BR (LOWLINE)	SWITCH MUX RETURN
12	K977 20BR/LG	MODE SELECT
13	D54 20WT	CAN B BUS (-)
14	D55 20WT/OR	CAN B BUS (+)
15	-	-
16	N4 20DB/YL	FUEL LEVEL SENSOR NO. 1 SIGNAL



CLUSTER C3 - WHITE 26 WAY

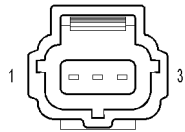
CAV	CIRCUIT	FUNCTION
1	M28 20YL/TN	GLOVE BOX LAMP DRIVER
2	-	-
3	-	-
4	-	-
5	-	-
6	E12 200R/GY	PANEL LAMPS DRIVER-HVAC
7	E10 200R/DG	PANEL LAMPS DRIVER-REAR HVAC
8	E11 200R/WT	PANEL LAMPS DRIVER-4x4
9	E19 200R/BR	PANEL LAMPS DRIVER-HEADLAMP SWITCH
10	E33 200R (EXCEPT BASE)	PANEL LAMPS DRIVER-CENTER BEZEL/HEATED SEAT SWITCHES
11	M22 20YL/OR	COURTESY LAMPS DRIVER
12	F21 20PK/DG	FUSED IGNITION SWITCH OUTPUT (RUN-START)
13	F1 20PK/DG	FUSED IGNITION SWITCH OUTPUT (OFF-RUN-START)
14	A117 18RD/DG	FUSED B(+)
15	A117 18RD/DG	FUSED B(+)
16	G95 20VT/BR	4WD NEUTRAL INDICATOR
17	G121 18VT	IGNITION SWITCH OUTPUT RUN SENSE
18	P81 20TN/OR (HEATED SEATS)	DRIVER HEATED SEAT LOW INDICATOR DRIVER
19	P82 20TN/LB (HEATED SEATS)	PASSENGER HEATED SEAT LOW INDICATOR DRIVER
20	P84 20TN/DG (HEATED SEATS)	PASSENGER HEATED SEAT HIGH INDICATOR DRIVER
21	P83 20TN/WT (HEATED SEATS)	DRIVER HEATED SEAT HIGH INDICATOR DRIVER
22	G76 20VT/YL	RIGHT REAR DOOR AJAR SWITCH SENSE
23	G74 20VT/WT (EXCEPT MEMORY)	PASSENGER DOOR AJAR SWITCH SENSE
24	F983 16PK/VT	IGNITION SWITCH OUTPUT (RUN-ACC)
25	A920 16OR/RD	FUSED B(+)
26	Z948 20BK	GROUND



**CLUTCH-A/C  
COMPRESSOR**

CLUTCH-A/C COMPRESSOR - BLACK 2 WAY

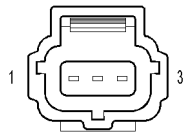
CAV	CIRCUIT	FUNCTION
1	C3 20DB/GY	A/C CLUTCH RELAY OUTPUT
2	Z153 20BK/GY	GROUND



**COIL-  
IGNITION-NO. 1**

COIL-IGNITION-NO. 1 - 3 WAY

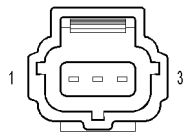
CAV	CIRCUIT	FUNCTION
1	K19 16LB/RD	COIL CONTROL NO. 1
2	A955 16RD	ASD RELAY OUTPUT
3	-	-



**COIL-  
IGNITION-NO. 2**

COIL-IGNITION-NO. 2 - 3 WAY

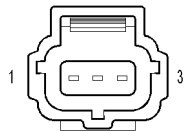
CAV	CIRCUIT	FUNCTION
1	K17 16DB/TN	COIL CONTROL NO. 2
2	A955 16RD	ASD RELAY OUTPUT
3	-	-



**COIL-  
IGNITION-NO. 3**

COIL-IGNITION-NO. 3 - 3 WAY

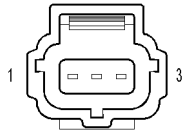
CAV	CIRCUIT	FUNCTION
1	K18 16VT/RD	COIL CONTROL NO. 3
2	A955 16RD	ASD RELAY OUTPUT
3	-	-



**COIL-  
IGNITION-NO. 4**

COIL-IGNITION-NO. 4 - 3 WAY

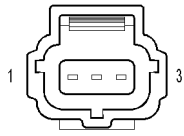
CAV	CIRCUIT	FUNCTION
1	K15 16DB	COIL CONTROL NO. 4
2	A955 16RD	ASD RELAY OUTPUT
3	-	-



**COIL-IGNITION-NO. 5**

COIL-IGNITION-NO. 5 - 3 WAY

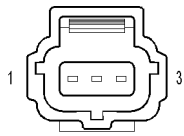
CAV	CIRCUIT	FUNCTION
1	K16 16DG/WT	COIL CONTROL NO. 5
2	A955 16RD	ASD RELAY OUTPUT
3	-	-



**COIL-IGNITION-NO. 6**

COIL-IGNITION-NO. 6 - 3 WAY

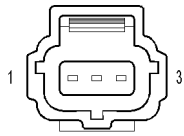
CAV	CIRCUIT	FUNCTION
1	K10 16VT/LB	COIL CONTROL NO. 6
2	A955 16RD	ASD RELAY OUTPUT
3	-	-



**COIL-IGNITION-NO. 7**

COIL-IGNITION-NO. 7 - 3 WAY

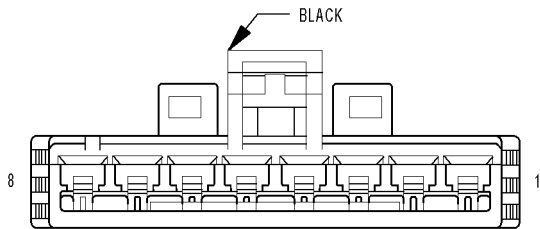
CAV	CIRCUIT	FUNCTION
1	K97 16BR	COIL CONTROL NO. 7
2	A955 16RD	ASD RELAY OUTPUT
3	-	-



**COIL-IGNITION-NO. 8**

COIL-IGNITION-NO. 8 - 3 WAY

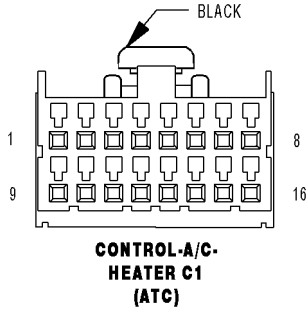
CAV	CIRCUIT	FUNCTION
1	K98 16DB/YL	COIL CONTROL NO. 8
2	A955 16RD	ASD RELAY OUTPUT
3	-	-



**CONTROL-A/C-HEATER-REAR**

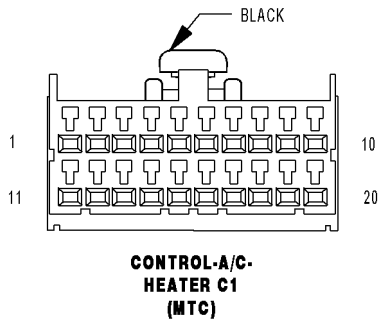
CONTROL-A/C- HEATER-REAR - BLACK 8 WAY

CAV	CIRCUIT	FUNCTION
1	E10 200R/DG	PANEL LAMPS DRIVER-REAR HVAC
2	C803 14OR/LB	REAR BLOWER MEDIUM
3	C804 16DB/VT	REAR BLOWER LOW
4	F504 14GY/PK (ATC)	FUSED IGNITION SWITCH OUTPUT (RUN)
4	C50 14DB/OR (MTC)	REAR BLOWER CONTROL FEED
5	C802 14LB/RD	REAR BLOWER HIGH
6	C931 20DB/WT	REAR BLEND SENSE RETURN
7	C800 20DB/GY	REAR BLEND SENSE SUPPLY
8	C22 20LB/WT	REAR BLEND SENSE



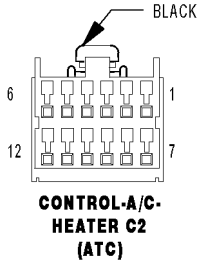
CONTROL-A/C-HEATER C1 (ATC) - BLACK 16 WAY

CAV	CIRCUIT	FUNCTION
1	C43 18WT/DB	AUXILIARY COOLANT PUMP DRIVER
2	C54 20YL/LB	REAR BLEND DOOR DRIVER
3	C808 20DB/RD	COMMON DOOR DRIVER 3
4	C32 20TN/DB	RECIRCULATION DOOR DRIVER
5	C34 20DB/LB	COMMON DOOR DRIVER 1
6	C154 20LB/OR	REAR COMMON DOOR DRIVER
7	Z24 20BK/OR	GROUND
8	D54 20WT	CAN B BUS (-)
9	A925 18RD/BK	FUSED B(+)
10	C53 20LB	REAR MODE DOOR DRIVER
11	C801 20LB/RD	MODE DOOR 2 DRIVER
12	C807 20DB/LG	COMMON DOOR DRIVER 2
13	C29 20DB	MODE DOOR 1 DRIVER
14	C61 20DB/GY	FRONT BLEND DOOR DRIVER
15	-	-
16	D55 20WT/OR	CAN B BUS (+)



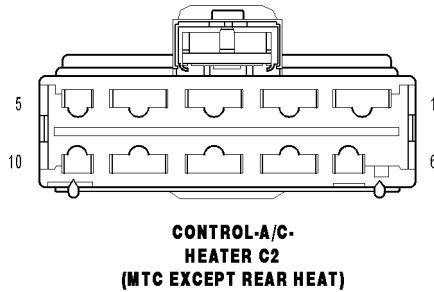
CONTROL-A/C-HEATER C1 (MTC) - BLACK 20 WAY

CAV	CIRCUIT	FUNCTION
1	F504 20GY/PK	FUSED IGNITION SWITCH OUTPUT (RUN)
2	C21 20DB/YL	EVAPORATOR TEMPERATURE SENSOR SIGNAL
3	C800 20DB/GY (REAR HVAC)	REAR BLEND SENSE SUPPLY
4	C22 20LB/WT (REAR HVAC)	REAR BLEND SENSE
5	C43 18WT/DB	AUXILIARY COOLANT PUMP DRIVER
6	C61 20DB/GY	FRONT BLEND DOOR DRIVER
7	C29 20DB	MODE DOOR 1 DRIVER
8	C801 20LB/RD	MODE DOOR 2 DRIVER
9	C32 20TN/DB	RECIRCULATION DOOR DRIVER
10	D55 20WT/OR	CAN B BUS (+)
11	Z24 20BK/OR	GROUND
12	C121 20DG/DB	SENSOR GROUND
13	C931 20DB/WT (REAR HVAC)	REAR BLEND SENSE RETURN
14	E12 20OR/GY	PANEL LAMPS DRIVER-HVAC
15	-	-
16	C53 20LB (REAR HVAC)	REAR MODE DOOR DRIVER
17	C54 20YL/LB (REAR HVAC)	REAR BLEND DOOR DRIVER
18	C34 20DB/LB	FRONT COMMON DOOR DRIVER
19	C154 20LB/OR (REAR HVAC)	REAR COMMON DOOR DRIVER
20	D54 20WT	CAN B BUS (-)



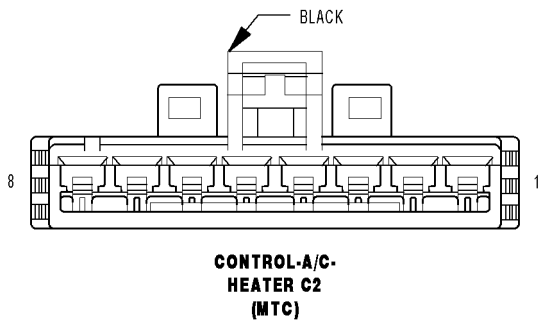
CONTROL-A/C-HEATER C2 (ATC) - BLACK 12 WAY

CAV	CIRCUIT	FUNCTION
1	C800 20DB/GY	REAR BLEND SENSE SUPPLY
2	C56 20DB/LB	FRONT BLOWER CONTROL
3	C802 20LB/RD	REAR BLOWER HIGH
4	C803 20OR/LB	REAR BLOWER MEDIUM
5	C22 20LB/WT	REAR BLEND SENSE
6	C931 20DB/WT	REAR BLEND SENSE RETURN
7	E12 20OR/GY	PANEL LAMPS DRIVER-HVAC
8	C804 20DB/VT	REAR BLOWER LOW
9	-	-
10	C21 20DB/YL	EVAPORATOR TEMPERATURE SENSOR SIGNAL
11	-	-
12	C121 20DG/DB	SENSOR GROUND



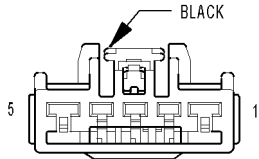
CONTROL-A/C-HEATER C2 (MTC EXCEPT REAR HEAT) - 10 WAY

CAV	CIRCUIT	FUNCTION
1	C75 12DB/YL	FRONT BLOWER HIGH SPEED
2	-	-
3	C73 14DB/VT	FRONT BLOWER M2 SPEED
4	Z961 12 BK	GROUND
5	-	-
6	-	-
7	-	-
8	-	-
9	C72 14DB/OR	FRONT BLOWER M1 SPEED
10	C71 16DB/BR	FRONT BLOWER LOW SPEED



CONTROL-A/C-HEATER C2 (MTC) - BLACK 8 WAY

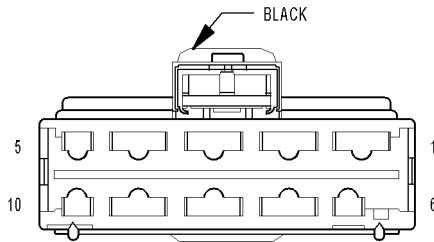
CAV	CIRCUIT	FUNCTION
1	-	-
2	Z928 14BK	GROUND
3	-	-
4	C153 14BR/DB	REAR BLOWER HIGH SPEED
5	-	-
6	C152 14LG/PK	REAR BLOWER MEDIUM SPEED
7	C151 16DB/PK	REAR BLOWER LOW SPEED
8	C50 14DB/OR	REAR BLOWER CONTROL FEED



**CONTROL-A/C-HEATER C3 (ATC)**

CONTROL-A/C-HEATER C3 (ATC) - BLACK 5 WAY

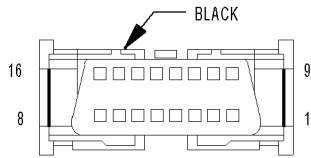
CAV	CIRCUIT	FUNCTION
1	Z928 14BK	GROUND
2	C151 16DB/PK	REAR BLOWER LOW SPEED
3	-	-
4	C152 14LG/PK	REAR BLOWER MEDIUM SPEED
5	C153 14BR/DB	REAR BLOWER HIGH SPEED



**CONTROL-A/C-HEATER C3 (MTC)**

CONTROL-A/C-HEATER C3 (MTC) - BLACK 10 WAY

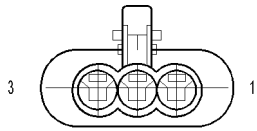
CAV	CIRCUIT	FUNCTION
1	C75 12DB/YL	FRONT BLOWER HIGH SPEED
2	-	-
3	C73 14DB/VT	FRONT BLOWER M2 SPEED
4	Z961 12BK	GROUND
5	-	-
6	-	-
7	-	-
8	-	-
9	C72 14DB/OR	FRONT BLOWER M1 SPEED
10	C71 16DB/BR	FRONT BLOWER LOW SPEED



**DATA LINK CONNECTOR**

DATA LINK CONNECTOR - BLACK 16 WAY

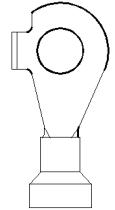
CAV	CIRCUIT	FUNCTION
1	-	-
2	-	-
3	-	-
4	Z11 18BK/LG	GROUND
5	Z111 18BK/WT	GROUND
6	D52 20WT/PK	CAN C DIAGNOSTIC (+)
7	D21 20WT/GY	SCI TRANSMIT (PCM)
8	-	-
9	D16 20WT/PK	SCI RECEIVE (TCM)
10	-	-
11	-	-
12	D20 20WT/BR	SCI RECEIVE (PCM)
13	-	-
14	D51 20PK/RD	CAN C DIAGNOSTIC (-)
15	D15 20BR/WT	SCI TRANSMIT (TCM)
16	A926 18RD	FUSED B(+)



**FAN MODULE-  
CONDENSER COOLING**

FAN MODULE-CONDENSER COOLING - 3 WAY

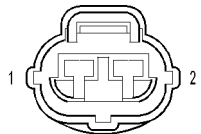
CAV	CIRCUIT	FUNCTION
1	N23 12DB/DG	HIGH SPEED RADIATOR FAN RELAY OUTPUT
2	N24 12DG/DB	LOW SPEED RADIATOR FAN RELAY OUTPUT
3	Z823 12BK/DG	GROUND



**GENERATOR**

GENERATOR - 1 WAY

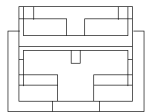
CAV	CIRCUIT	FUNCTION
1	A1 04RD	B(+)



**GENERATOR**

GENERATOR - 2 WAY

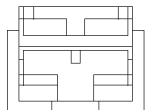
CAV	CIRCUIT	FUNCTION
1	K20 18BR/GY	GEN FIELD CONTROL
2	Z20 18BK/RD	GROUND



**GLASS-  
LIFTGATE-  
HEATED**

GLASS-LIFTGATE-HEATED - 1 WAY

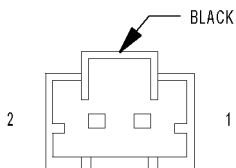
CAV	CIRCUIT	FUNCTION
1	C15 12DB/WT	REAR WINDOW DEFOGGER RELAY OUTPUT



**GLASS-  
LIFTGATE-  
HEATED-  
GROUND**

GLASS-LIFTGATE-HEATED-GROUND - 1 WAY

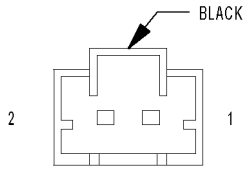
CAV	CIRCUIT	FUNCTION
1	Z255 12BK/WT	GROUND



**HEATER-  
SEAT BACK-  
DRIVER**

HEATER-SEAT BACK-DRIVER - BLACK 2 WAY

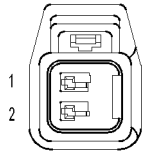
CAV	CIRCUIT	FUNCTION
1	Z971 18YL	GROUND
2	P187 18YL	DRIVER SEAT HEATER B(+) DRIVER



**HEATER-SEAT BACK-PASSENGER**

HEATER-SEAT BACK-PASSENGER - BLACK 2 WAY

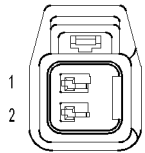
CAV	CIRCUIT	FUNCTION
1	Z972 18YL	GROUND
2	P188 18YL	PASSENGER SEAT HEATER B(+) DRIVER



**HORN-NO. 1**

HORN-NO. 1 - 2 WAY

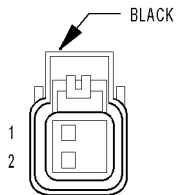
CAV	CIRCUIT	FUNCTION
1	X2 18DG/OR	HORN RELAY OUTPUT
2	Z298 18BK/DB	GROUND



**HORN-NO. 2**

HORN-NO. 2 - 2 WAY

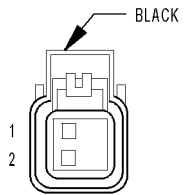
CAV	CIRCUIT	FUNCTION
1	X2 18DG/OR	HORN RELAY OUTPUT
2	Z299 18BK/OR	GROUND



**INJECTOR-FUEL-NO. 1**

INJECTOR-FUEL-NO. 1 - BLACK 2 WAY

CAV	CIRCUIT	FUNCTION
1	K11 16BR/YL	INJECTOR CONTROL NO. 1
2	A955 16RD	ASD RELAY OUTPUT

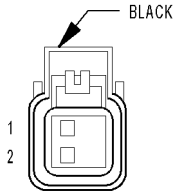


**INJECTOR-FUEL-NO. 2**

INJECTOR-FUEL-NO. 2 - BLACK 2 WAY

CAV	CIRCUIT	FUNCTION
1	K12 16BR/DB	INJECTOR CONTROL NO. 2
2	A955 16RD	ASD RELAY OUTPUT

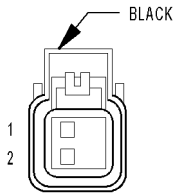




**INJECTOR-FUEL-NO. 3**

INJECTOR-FUEL-NO. 3 - BLACK 2 WAY

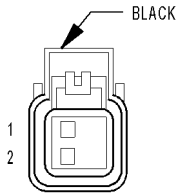
CAV	CIRCUIT	FUNCTION
1	K13 16PK/DB	INJECTOR CONTROL NO. 3
2	A955 16RD	ASD RELAY OUTPUT



**INJECTOR-FUEL-NO. 4**

INJECTOR-FUEL-NO. 4 - BLACK 2 WAY

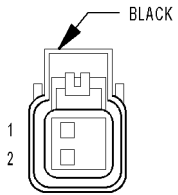
CAV	CIRCUIT	FUNCTION
1	K14 16YL/LB	INJECTOR CONTROL NO. 4
2	A955 16RD	ASD RELAY OUTPUT



**INJECTOR-FUEL-NO. 5**

INJECTOR-FUEL-NO. 5 - BLACK 2 WAY

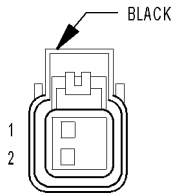
CAV	CIRCUIT	FUNCTION
1	K38 16YL/RD	INJECTOR CONTROL NO. 5
2	A955 16RD	ASD RELAY OUTPUT



**INJECTOR-FUEL-NO. 6**

INJECTOR-FUEL-NO. 6 - BLACK 2 WAY

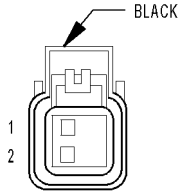
CAV	CIRCUIT	FUNCTION
1	K58 16PK/DB	INJECTOR CONTROL NO. 6
2	A955 16RD	ASD RELAY OUTPUT



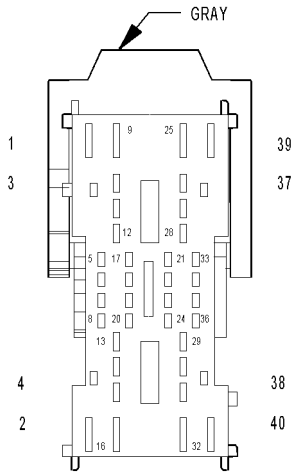
**INJECTOR-FUEL-NO. 7**

INJECTOR-FUEL-NO. 7 - BLACK 2 WAY

CAV	CIRCUIT	FUNCTION
1	K26 16YL/TN	INJECTOR CONTROL NO. 7
2	A955 16RD	ASD RELAY OUTPUT



**INJECTOR-FUEL-NO. 8**



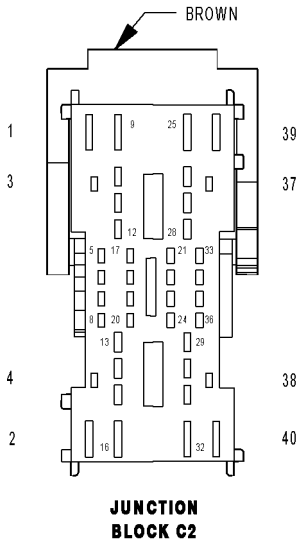
**JUNCTION BLOCK C1**

INJECTOR-FUEL-NO. 8 - BLACK 2 WAY

CAV	CIRCUIT	FUNCTION
1	K28 16VT/LG	INJECTOR CONTROL NO. 8
2	A955 16RD	ASD RELAY OUTPUT

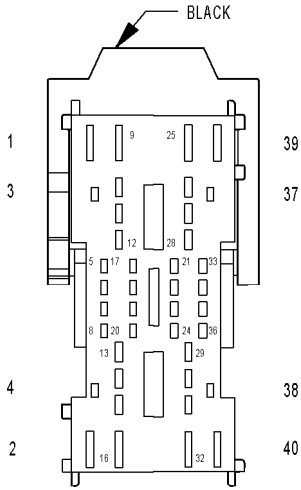
JUNCTION BLOCK C1 - GRAY (HEADLAMP AND DASH SIDE)

CAV	CIRCUIT	FUNCTION
1	A923 14RD/OR	FUSED B(+)
2	A901 12RD/PK	FUSED B(+)
3	-	-
4	-	-
5	-	-
6	A953 20RD/YL	FUSED B(+)
7	K900 20DB/DG	SENSOR GROUND
7	V937 20VT/BR	S/C SWITCH RETURN
8	A103 20GY/RD	FUSED B(+)
9	A917 16RD/DB	FUSED B(+)
10	A918 14OR/LG	FUSED B(+)
11	-	-
12	C43 20WT/DB	AUXILIARY COOLANT PUMP DRIVER
13	-	-
14	-	-
15	P305 20LG/LB	ACCESSORY DELAY RELAY CONTROL
16	C7 12DB	FRONT BLOWER MOTOR RELAY OUTPUT
17	F1 20PK/DG	FUSED IGNITION SWITCH OUTPUT (OFF-RUN-START)
18	L62 18VT/GY	RIGHT TURN SIGNAL
19	L63 18WT/DG	LEFT TURN SIGNAL
20	L50 20WT/TN	BRAKE LAMP SWITCH OUTPUT
21	L1 18WT/LG	BACKUP LAMP FEED
22	-	-
23	F500 20DG/PK	FUSED IGNITION SWITCH OUTPUT (RUN)
24	F202 20PK/GY	FUSED IGNITION SWITCH OUTPUT (RUN-START)
25	A940 12RD/GY	FUSED B(+)
26	W17 18BR/LG	REAR WIPER PARK SWITCH SENSE
27	D55 20WT/OR	CAN B BUS (+)
28	D54 20WT	CAN B BUS (-)
29	A222 14RD/LB	FUSED B(+)
30	Z911 20BK	GROUND
31	A920 14OR/RD	FUSED B(+)
32	A904 14RD/GY	FUSED B(+)
33	L78 20WT/OR	FUSED PARK LAMP RELAY OUTPUT
34	L77 20PK/RD	FUSED LEFT INBOARD TAIL LAMP
35	W13 18LG/BR	REAR WIPER MOTOR CONTROL
36	C115 20DB	DEFOGGER RELAY CONTROL
37	-	-
38	-	-
39	A952 10OR/DB	FUSED B(+)
40	A915 12OR/BR	FUSED B(+)



JUNCTION BLOCK C2 - BROWN (INSTRUMENT PANEL SIDE)

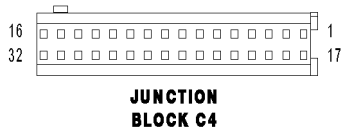
CAV	CIRCUIT	FUNCTION
1	F921 12PK/YL	IGNITION SWITCH OUTPUT (RUN)
2	F941 14PK/LG	IGNITION SWITCH OUTPUT (RUN-START)
3	-	-
4	-	-
5	F201 20PK/OR	FUSED IGNITION SWITCH OUTPUT (RUN-START)
6	-	-
7	-	-
8	-	-
9	A904 14RD/GY	FUSED B(+)
10	-	-
11	A924 16RD	FUSED B(+)
12	-	-
13	F504 20GY/PK	FUSED IGNITION SWITCH OUTPUT (RUN)
14	A116 14YL/RD	FUSED B(+)
15	F306 18DB/PK	FUSED ACCESSORY RELAY OUTPUT
16	A114 16GY/RD	FUSED B(+)
17	-	-
18	A926 18RD	FUSED B(+)
19	A926 18RD	FUSED B(+)
20	-	-
21	F202 20PK/GY	FUSED IGNITION SWITCH OUTPUT (RUN-START)
22	F21 20PK/DG	FUSED IGNITION SWITCH OUTPUT (RUN-START)
23	F21 20PK/DG	FUSED IGNITION SWITCH OUTPUT (RUN-START)
24	A925 18RD/BK	FUSED B(+)
25	F901 14PK	IGNITION SWITCH OUTPUT (OFF-RUN-START)
26	F984 14PK/TN	IGNITION SWITCH OUTPUT (RUN-ACC)
27	C43 18WT/DB	AUXILIARY COOLANT PUMP DRIVER
28	A953 16RD/YL	FUSED B(+)
29	A920 16OR/RD	FUSED B(+).
30	-	-
31	A117 18RD/DG	FUSED B(+)
32	C7 12DB	FRONT BLOWER MOTOR RELAY OUTPUT
33	K900 20DB/DG (3.7L/4.7L)	SENSOR GROUND
34	-	-
35	A103 18GY/RD	FUSED B(+)
36	-	-
37	-	-
38	-	-
39	A923 14RD/OR	FUSED B(+)
40	A917 12RD/DB	FUSED B(+)



**JUNCTION  
BLOCK C3**


JUNCTION BLOCK C3 - BLACK (BODY SIDE)

CAV	CIRCUIT	FUNCTION
1	A940 12RD/GY	FUSED B(+)
2	C51 14BR/RD	FUSED REAR BLOWER MOTOR RELAY OUTPUT
3	-	-
4	-	-
5	L78 20WT/OR	FUSED PARK LAMP RELAY OUTPUT
6	L77 20PK/RD	FUSED LEFT INBOARD TAIL LAMP
7	W13 16LG/BR	REAR WIPER MOTOR CONTROL
8	F21 20PK/DG	FUSED IGNITION SWITCH OUTPUT (RUN-START)
9	F30 14PK/YL	FUSED ACCESSORY DELAY RELAY OUTPUT
10	W17 18BR/LG	REAR WIPER PARK SWITCH SENSE
11	D55 20WT/OR	CAN B BUS (+)
12	D54 20WT	CAN B BUS (-)
13	-	-
14	A300 20GY/LG	FUSED B(+)
15	C16 20DB/GY	FUSED REAR WINDOW DEFOGGER RELAY OUTPUT
16	C15 12DB/WT	REAR WINDOW DEFOGGER RELAY OUTPUT
17	L1 16WT/LG	BACKUP LAMP FEED
18	L1 16WT/RD	BACKUP LAMP FEED
19	L50 18WT/TN	BRAKE LAMP SWITCH OUTPUT
20	-	-
21	L62 18VT/GY	RIGHT TURN SIGNAL
22	L63 18WT/DG	LEFT TURN SIGNAL
23	A926 20RD	FUSED B(+)
24	-	-
25	F307 18LB/PK	FUSED ACCESSORY RELAY OUTPUT
26	F201 20PK/OR	FUSED IGNITION SWITCH OUTPUT (RUN-START)
27	F201 20PK/OR	FUSED IGNITION SWITCH OUTPUT (RUN-START)
28	A215 20RD/LG	FUSED B(+)
29	-	-
30	A300 20GY/LG	FUSED B(+)
31	C16 20DB/YL	FUSED REAR WINDOW DEFOGGER RELAY OUTPUT
32	-	-
33	F100 20PK/VT	FUSED IGNITION SWITCH OUTPUT (RUN)
34	A956 20RD/LB	FUSED B(+)
35	-	-
36	-	-
37	-	-
38	-	-
39	F307 16YL/LB	FUSED ACCESSORY RELAY OUTPUT
40	-	-



JUNCTION BLOCK C4 - (INSTRUMENT PANEL SIDE)

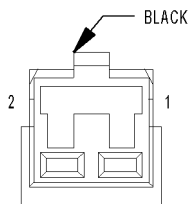
CAV	CIRCUIT	FUNCTION
1	D54 20WT	CAN B BUS (-)
2	-	-
3	-	-
4	-	-
5	-	-
6	-	-
7	-	-
8	-	-
9	-	-
10	-	-
11	-	-
12	-	-
13	-	-
14	-	-
15	L50 18WT/TN	BRAKE LAMP SWITCH OUTPUT
15	L950 18WT/LG (SATELLITE RADIO)	BRAKE LAMP SWITCH OUTPUT
16	A85 18RD/LB	ADJUSTABLE PEDALS RELAY OUTPUT
17	D55 20WT/OR	CAN B BUS (+)
18	V38 20VT/OR	S/C SWITCH NO. 2 SIGNAL
19	V37 20VT	S/C SWITCH NO. 1 SIGNAL
20	T6 20DG	TOW/HAUL OVERDRIVE OFF SWITCH SENSE
21	B29 20DG/WT	BRAKE SWITCH NO. 1 SIGNAL
22	V30 20VT/WT (3.7L/4.7L)	S/C BRAKE SWITCH OUTPUT
22	F202 20VT/WT (5.7L)	FUSED IGNITION SWITCH OUTPUT
23	V32 20VT/YL	BRAKE SWITCH NO. 2 SIGNAL
24	F500 20DG/PK	FUSED IGNITION SWITCH OUTPUT (RUN)
25	D16 20WT/PK	SCI RECEIVE (TCM)
26	D15 20BR/WT	SCI TRANSMIT (TCM)
27	D20 20WT/BR	SCI RECEIVE (PCM)
28	D21 20WT/GY	SCI TRANSMIT (PCM)
29	D265 20WT/BK	DYNAMICS SENSOR HIGH DATA LINK
30	D264 20WT	DYNAMICS SENSOR LOW DATA LINK
31	D64 20WT/LB	CAN C BUS (-)
32	D65 20YL/RD	CAN C BUS (+)



**JUNCTION  
BLOCK C5**

JUNCTION BLOCK C5 - (HEADLAMP AND DASH SIDE)

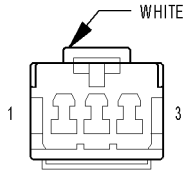
CAV	CIRCUIT	FUNCTION
1	D55 20WT/OR	CAN B BUS (+)
2	V38 20VT/OR	S/C SWITCH NO. 2 SIGNAL
3	V37 20VT	S/C SWITCH NO. 1 SIGNAL
4	T6 20DG	TOW/HAUL OVERDRIVE OFF SWITCH SENSE
5	B29 20DG/WT	BRAKE SWITCH NO. 1 SIGNAL
6	F202 20PK/GY	FUSED IGNITION SWITCH OUTPUT (RUN-START)
6	V30 20VT/WT	S/C BRAKE SWITCH OUTPUT
7	V32 20VT/YL	BRAKE SWITCH NO. 2 SIGNAL
8	F500 20DG/PK	FUSED IGNITION SWITCH OUTPUT (RUN)
9	D16 20WT/PK	SCI RECEIVE (TCM)
10	D15 20BR/WT	SCI TRANSMIT (TCM)
11	D20 20WT/BR	SCI RECEIVE (PCM)
12	D21 20WT/GY	SCI TRANSMIT (PCM)
13	D265 20WT/BK	DYNAMICS SENSOR HIGH DATA LINK
14	D264 20WT	DYNAMICS SENSOR LOW DATA LINK
15	D64 20WT/LB	CAN C BUS (-)
16	D65 20YL/RD	CAN C BUS (+)
17	D54 20WT	CAN B BUS (-)
19	-	-
20	-	-
21	-	-
22	-	-
23	-	-
24	-	-
25	-	-
26	-	-
27	-	-
28	-	-
29	-	-
30	-	-
31	L50 20WT/TN	BRAKE LAMP SWITCH OUTPUT
31	L950 18WT/LG	BRAKE LAMP SWITCH OUTPUT
32	A85 18RD/LB	ADJUSTABLE PEDALS RELAY OUTPUT



**LAMP-  
CENTER  
BEZEL**

LAMP-CENTER BEZEL - BLACK 2 WAY

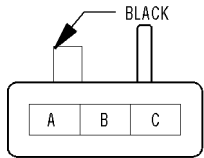
CAV	CIRCUIT	FUNCTION
1	Z924 20BK	GROUND
2	E33 20OR	PANEL LAMPS DRIVER-CENTER BEZEL/HEATED SEAT SWITCHES



**LAMP-DOME-FRONT**

LAMP-DOME-FRONT - WHITE 3 WAY

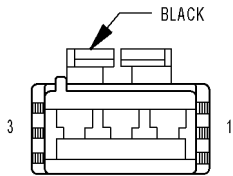
CAV	CIRCUIT	FUNCTION
1	M28 20YL/TN	GLOVE BOX LAMP DRIVER
2	Z955 20BK	GROUND
3	M22 20YL/OR	COURTESY LAMPS DRIVER



**LAMP-DOME-REAR (DUAL SWITCH)**

LAMP-DOME-REAR (DUAL SWITCH) - BLACK 3 WAY

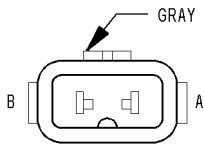
CAV	CIRCUIT	FUNCTION
A	M28 20YL/TN	GLOVE BOX LAMP DRIVER
B	Z955 20BK	GROUND
C	M22 20YL/OR	COURTESY LAMPS DRIVER



**LAMP-DOME-REAR (SINGLE SWITCH)**

LAMP-DOME-REAR (SINGLE SWITCH) - BLACK 3 WAY

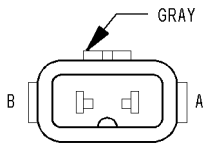
CAV	CIRCUIT	FUNCTION
1	M22 20YL/OR	COURTESY LAMPS DRIVER
2	M28 20YL/TN	GLOVE BOX LAMP DRIVER
3	Z955 20BK	GROUND



**LAMP-FOG-LEFT FRONT**

LAMP-FOG-LEFT FRONT - GRAY 2 WAY

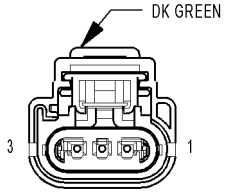
CAV	CIRCUIT	FUNCTION
A	Z349 20BK/YL	GROUND
B	L89 18WT/YL	FRONT FOG LAMP RELAY OUTPUT



**LAMP-FOG-RIGHT FRONT**

LAMP-FOG-RIGHT FRONT - GRAY 2 WAY

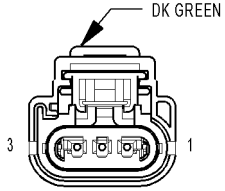
CAV	CIRCUIT	FUNCTION
A	Z348 20BK/OR	GROUND
B	L89 18WT/YL	FRONT FOG LAMP RELAY OUTPUT



**LAMP-HEADLAMP-LEFT**

LAMP-HEADLAMP-LEFT - DK GREEN 3 WAY

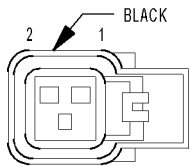
CAV	CIRCUIT	FUNCTION
1	L43 18WT/DB	LEFT LOW BEAM DRIVER
2	Z912 20BK	GROUND
3	L33 18WT/LG	LEFT HIGH BEAM DRIVER



**LAMP-HEADLAMP-RIGHT**

LAMP-HEADLAMP-RIGHT - DK GREEN 3 WAY

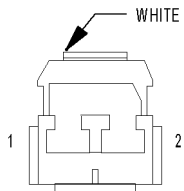
CAV	CIRCUIT	FUNCTION
1	L44 18WT/TN	RIGHT LOW BEAM DRIVER
2	Z929 20BK	GROUND
3	L34 18WT/GY	RIGHT HIGH BEAM DRIVER



**LAMP-HIGH MOUNTED STOP**

LAMP-HIGH MOUNTED STOP - BLACK 2 WAY

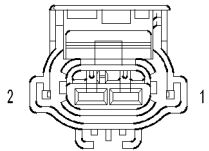
CAV	CIRCUIT	FUNCTION
1	L50 18WT/TN	BRAKE LAMP SWITCH OUTPUT
2	Z945 18BK	GROUND



**LAMP-LICENSE PLATE**

LAMP-LICENSE PLATE - WHITE 2 WAY

CAV	CIRCUIT	FUNCTION
1	L77 20PK/RD	FUSED LEFT INBOARD TAIL LAMP
2	Z945 18BK	GROUND

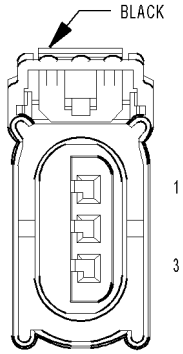


**LAMP-LIFTGATE**

LAMP-LIFTGATE - 2 WAY

CAV	CIRCUIT	FUNCTION
1	M22 20YL/OR	COURTESY LAMPS DRIVER
2	Z945 20BK	GROUND

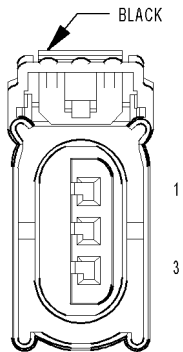




**LAMP-PARK/  
TURN-LEFT  
FRONT**

LAMP-PARK/TURN-LEFT FRONT - BLACK 3 WAY

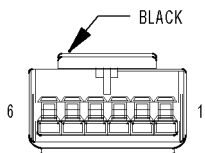
CAV	CIRCUIT	FUNCTION
1	Z377 20BK/BR	GROUND
2	L77 20PK/RD	FUSED LEFT INBOARD TAIL LAMP
3	L61 18WT/LG	LEFT TURN SIGNAL



**LAMP-PARK/  
TURN-RIGHT  
FRONT**

LAMP-PARK/TURN-RIGHT FRONT - BLACK 3 WAY

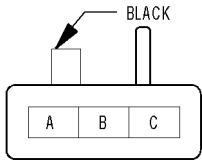
CAV	CIRCUIT	FUNCTION
1	Z378 20BK/TN	GROUND
2	L78 20WT/OR	FUSED PARK LAMP RELAY OUTPUT
3	L60 18WT/TN	RIGHT TURN SIGNAL



**LAMP-PASSENGER  
AIRBAG ON/OFF  
INDICATOR**

LAMP-PASSENGER AIRBAG ON/OFF INDICATOR - BLACK 6 WAY

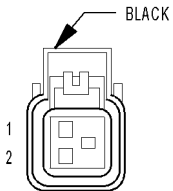
CAV	CIRCUIT	FUNCTION
1	-	-
2	-	-
3	R104 20LB/LG	PASSENGER AIRBAG INDICATOR DRIVER
4	F201 20PK/OR	FUSED IGNITION SWITCH OUTPUT (RUN-START)
5	-	-
6	-	-



**LAMP-READING-FRONT**

LAMP-READING-FRONT - BLACK 3 WAY

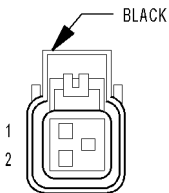
CAV	CIRCUIT	FUNCTION
A	M28 20YL/TN	GLOVE BOX LAMP DRIVER
B	Z955 20BK	GROUND
C	M22 20YL/OR	COURTESY LAMPS DRIVER



**LAMP-SIDE MARKER-LEFT FRONT**

LAMP-SIDE MARKER-LEFT FRONT - BLACK 2 WAY

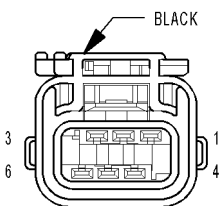
CAV	CIRCUIT	FUNCTION
1	L77 20PK/RD	FUSED LEFT INBOARD TAIL LAMP
2	Z385 20BK	GROUND



**LAMP-SIDE MARKER-RIGHT FRONT**

LAMP-SIDE MARKER-RIGHT FRONT - BLACK 2 WAY

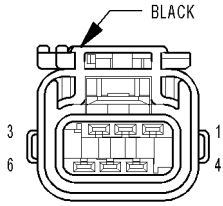
CAV	CIRCUIT	FUNCTION
1	L78 20WT/OR	FUSED PARK LAMP RELAY OUTPUT
2	Z384 20BK	GROUND



**LAMP-TAIL/STOP/TURN-LEFT**

LAMP-TAIL/STOP/TURN-LEFT - BLACK 6 WAY

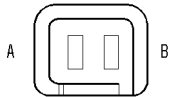
CAV	CIRCUIT	FUNCTION
1	-	-
2	Z363 20BK/DG	GROUND
3	L77 20PK/RD	FUSED LEFT INBOARD TAIL LAMP
4	L50 18WT/TN	BRAKE LAMP SWITCH OUTPUT
5	L1 16WT/LG	BACKUP LAMP FEED
6	L63 18WT/DG	LEFT TURN SIGNAL



**LAMP-TAIL/STOP/TURN-RIGHT**

LAMP-TAIL/STOP/TURN-RIGHT - BLACK 6 WAY

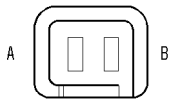
CAV	CIRCUIT	FUNCTION
1	L50 18WT/TN	BRAKE LAMP SWITCH OUTPUT
2	L1 16WT/RD	BACKUP LAMP FEED
3	L62 18VT/GY	RIGHT TURN SIGNAL
4	Z362 20BK/BR	GROUND
5	L78 20WT/OR	FUSED PARK LAMP RELAY OUTPUT
6	-	-



**LAMP-VANITY-LEFT**

LAMP-VANITY-LEFT - 2 WAY

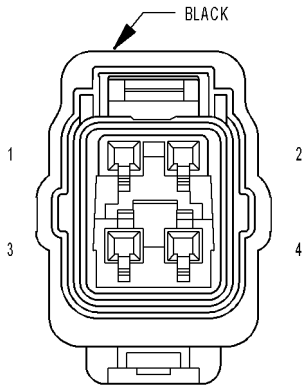
CAV	CIRCUIT	FUNCTION
A	M28 20YL/TN	GLOVE BOX LAMP DRIVER
B	Z955 20BK	GROUND



**LAMP-VANITY-RIGHT**

LAMP-VANITY-RIGHT - 2 WAY

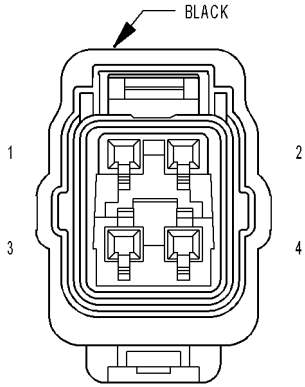
CAV	CIRCUIT	FUNCTION
A	M28 20YL/TN	GLOVE BOX LAMP DRIVER
B	Z955 20BK	GROUND



**LATCH-DOOR-LEFT FRONT**

LATCH-DOOR-LEFT FRONT - BLACK 4 WAY

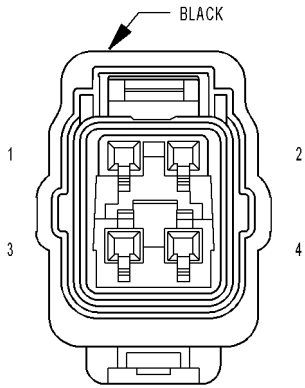
CAV	CIRCUIT	FUNCTION
1	G75 20VT	DRIVER DOOR AJAR SWITCH SENSE
2	Z940 20BK/LG	GROUND
3	P1 16TN/LG	DOOR UNLOCK DRIVER LEFT FRONT
4	P393 16LG	DOOR LOCK DRIVER LEFT DOORS



**LATCH-DOOR-LEFT REAR**

LATCH-DOOR-LEFT REAR - BLACK 4 WAY

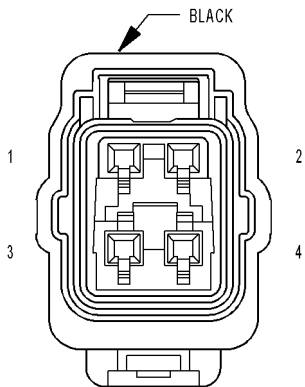
CAV	CIRCUIT	FUNCTION
1	G77 20VT/GY	LEFT REAR DOOR AJAR SWITCH SENSE
2	Z941 20BK	GROUND
3	P5 16TN/OR	DOOR UNLOCK DRIVER LEFT REAR/LIFTGATE
4	P393 16LG	DOOR LOCK DRIVER LEFT DOORS



**LATCH-DOOR-RIGHT FRONT**

LATCH-DOOR-RIGHT FRONT - BLACK 4 WAY

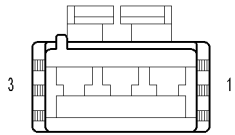
CAV	CIRCUIT	FUNCTION
1	G74 20VT/WT	PASSENGER DOOR AJAR SWITCH SENSE
2	Z944 20BK	GROUND
3	G778 18OR/RD	DOOR UNLOCK DRIVER RIGHT DOORS
4	P392 16LG/DB	DOOR LOCK DRIVER RIGHT DOORS



**LATCH-DOOR-RIGHT REAR**

LATCH-DOOR-RIGHT REAR - BLACK 4 WAY

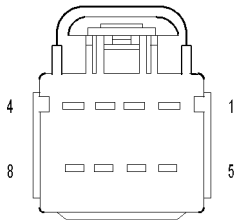
CAV	CIRCUIT	FUNCTION
1	G76 20VT/YL	RIGHT REAR DOOR AJAR SWITCH SENSE
2	Z927 20BK	GROUND
3	G778 16OR/RD	DOOR UNLOCK DRIVER RIGHT DOORS
4	P392 16LG/DB	DOOR LOCK DRIVER RIGHT DOORS



**LATCH-LIFTGATE-MANUAL RELEASE**

LATCH-LIFTGATE-MANUAL RELEASE - 3 WAY

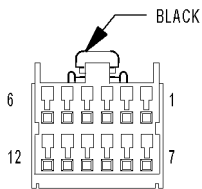
CAV	CIRCUIT	FUNCTION
1	P393 16LG	DOOR LOCK DRIVER LEFT DOORS
2	-	-
3	P5 16TN/OR	DOOR UNLOCK DRIVER LEFT REAR/LIFTGATE



**LATCH-POWER LIFTGATE**

LATCH-POWER LIFTGATE - 8 WAY

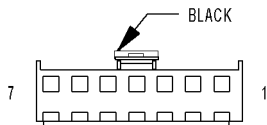
CAV	CIRCUIT	FUNCTION
1	Q85 18TN/WT	LIFTGATE LATCH RELEASE DRIVER
2	Q79 20OR	SECTOR SWITCH SENSE
3	P30 20TN/DG	LIFTGATE HANDLE SWITCH SENSE
4	Q84 18TN/GY	LIFTGATE LATCH CINCH DRIVER
5	Q901 20OR/BR	LOGIC GROUND
6	Q76 20OR/BK	LATCH SECONDARY POSITION SENSE
7	G78 20VT/OR	LIFTGATE AJAR SWITCH SENSE
8	Q60 20OR/YL	LIFTGATE PAWL SWITCH SENSE



**MEDIA SYSTEM-MONITOR/DVD**

MEDIA SYSTEM-MONITOR/DVD - BLACK 12 WAY

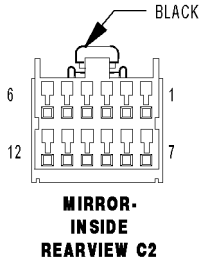
CAV	CIRCUIT	FUNCTION
1	X510 20DG/RD	VDO-AUX AUDIO RT
2	X916 20LB/PK	SDARS AUDIO RETURN
3	X521 20GY/LB	VDO-AUX AUDIO LT 2
4	-	-
5	-	-
6	A300 20GY/LG	FUSED B(+)
7	X511 20DB/RD	VDO-AUX AUDIO LT
8	X910 20GY/DG	VDO-AUX AUDIO RTN/COMMON
9	X522 20LG/RD	VDO-AUX AUDIO RT 2
10	D55 20WT/OR	CAN B BUS (+)
11	D54 20WT	CAN B BUS (-)
12	Z957 20BK	GROUND



**MIRROR-INSIDE REARVIEW C1**

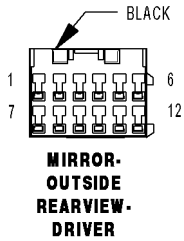
MIRROR-INSIDE REARVIEW C1 - BLACK 7 WAY

CAV	CIRCUIT	FUNCTION
1	F21 20PK/DG	FUSED IGNITION SWITCH OUTPUT (RUN-START)
2	Z957 20BK	GROUND
3	L1 18WT/RD	BACKUP LAMP FEED
4	P112 20OR/TN	AUTO DAY/NIGHT MIRROR (+)
5	P114 20VT/BK	AUTO DAY/NIGHT MIRROR (-)
6	-	-
7	-	-



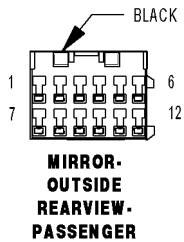
MIRROR-INSIDE REARVIEW C2 - BLACK 12 WAY

CAV	CIRCUIT	FUNCTION
1	-	-
2	-	-
3	-	-
4	X722 20LB/TN	MICROPHONE 2 IN (+)
5	X735 20DB	HANDS FREE MICROPHONE SHIELD
6	X712 20DB/RD	MICROPHONE 1 IN (+)
7	X793 20TN/YL	MICROPHONE FEED
8	-	-
9	X730 20GY/YL	VOICE RECOGNITION/PHONE SWITCH SIGNAL
10	-	-
11	X835 20OR/GY	SENSOR GROUND
12	X792 20DB/YL	MICROPHONE IN (-)



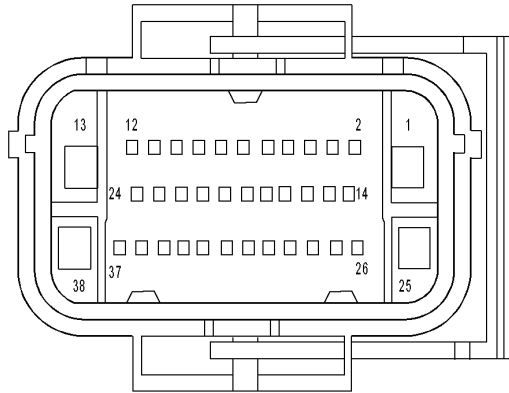
MIRROR-OUTSIDE REARVIEW-DRIVER - BLACK 12 WAY

CAV	CIRCUIT	FUNCTION
1	P71 20DB	DRIVER MIRROR VERTICAL DRIVER
2	P76 20TN/LB (BASE HEATED SEATS)	MIRROR COMMON DRIVER
2	P73 20VT/RD (PREMIUM)	DRIVER MIRROR COMMON DRIVER
3	P75 20RD	DRIVER MIRROR HORIZONTAL DRIVER
4	C16 20DB/YL (BASE HEATED SEATS)	FUSED REAR WINDOW DEFOGGER RELAY OUTPUT
4	C110 20DB/LB (PREMIUM HEATED SEATS)	DRIVER MIRROR HEATER DRIVER
5	Z940 20BK/LG (BASE HEATED SEATS)	GROUND
5	C910 20DB/GY (PREMIUM HEATED SEATS)	DRIVER MIRROR HEATER GROUND
6	P67 20GY (PREMIUM)	DRIVER MIRROR VERTICAL POSITION SIGNAL
7	P69 20GY/DG (PREMIUM)	DRIVER MIRROR SENSOR GROUND
8	P65 20DG (PREMIUM)	DRIVER MIRROR HORIZONTAL POSITION SIGNAL
9	P669 20GY/BK (PREMIUM)	DRIVER MIRROR SENSOR SUPPLY
10	P112 20OR/TN (PREMIUM)	AUTO DAY/NIGHT MIRROR (+)
11	P114 20VT/BK (PREMIUM)	AUTO DAY/NIGHT MIRROR (-)
12	-	-



MIRROR-OUTSIDE REARVIEW-PASSENGER - BLACK 12 WAY

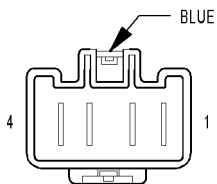
CAV	CIRCUIT	FUNCTION
1	P72 20TN/GY	PASSENGER MIRROR VERTICAL DRIVER
2	P76 20TN/LB (BASE)	MIRROR COMMON DRIVER
2	P70 20LG/DB (PREMIUM HEATED)	PASSENGER MIRROR COMMON DRIVER
3	P74 20TN/OR	PASSENGER MIRROR HORIZONTAL DRIVER
4	C16 20DB/YL (BASE HEATED)	FUSED REAR WINDOW DEFOGGER RELAY OUTPUT
4	C17 20LB/WT (PREMIUM HEATED)	PASSENGER MIRROR HEATER DRIVER
5	Z944 20BK (BASE HEATED)	GROUND
5	C917 20DB/YL (PREMIUM HEATED)	PASSENGER MIRROR HEATER GROUND
6	P64 20TN (PREMIUM HEATED)	PASSENGER MIRROR VERTICAL POSITION SIGNAL
7	P66 20DG/YL (PREMIUM HEATED)	PASSENGER MIRROR SENSOR GROUND
8	P68 20DG/RD (PREMIUM HEATED)	PASSENGER MIRROR HORIZONTAL POSITION SIGNAL
9	P666 20LG/OR (PREMIUM HEATED)	PASSENGER MIRROR SENSOR SUPPLY
10	-	-
11	-	-
12	-	-



**MODULE-  
ANTILOCK  
BRAKES**

MODULE-ANTILOCK BRAKES - 38 WAY

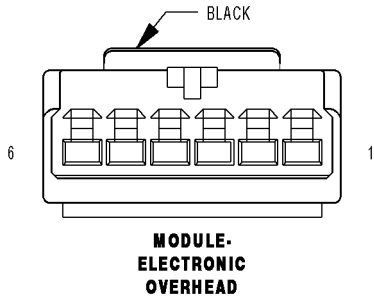
CAV	CIRCUIT	FUNCTION
1	A107 12TN/RD	FUSED B(+) (PUMP)
2	-	-
3	B132 20DG/LB (ESP)	ACTIVE BRAKE BOOSTER (-)
4	-	-
5	-	-
6	B6 20DG/WT	RIGHT FRONT WHEEL SPEED SENSOR (-)
7	-	-
8	-	-
9	B31 20DG (ESP)	VACUUM PRESSURE SENSOR SUPPLY
10	B32 20DG/BK (ESP)	VACUUM PRESSURE SENSOR SIGNAL
11	-	-
12	-	-
13	Z107 12BK/DG	GROUND
14	D64 20WT/LB	CAN C BUS (-)
15	-	-
16	B131 20DG/YL (ESP)	ACTIVE BRAKE BOOSTER (+)
17	-	-
18	B7 20DG/VT	RIGHT FRONT WHEEL SPEED SENSOR (+)
19	B2 20DG/LB	RIGHT REAR WHEEL SPEED SENSOR (+)
20	B3 20DG/YL	LEFT REAR WHEEL SPEED SENSOR (-)
21	B9 20DG/LG	LEFT FRONT WHEEL SPEED SENSOR (+)
22	-	-
23	-	-
24	D264 20WT (ESP)	DYNAMICS SENSOR LOW DATA LINK
25	A111 18DG/RD	FUSED B(+) (VALVE)
26	D65 20YL/RD	CAN C BUS (+)
27	-	-
28	B33 20DG/BR (ESP)	VACUUM PRESSURE SENSOR RETURN
29	-	-
30	B29 20DG/WT	BRAKE SWITCH NO. 1 SIGNAL
31	B1 20DG/DB	RIGHT REAR WHEEL SPEED SENSOR (-)
32	F500 20DG/PK	FUSED IGNITION SWITCH OUTPUT (RUN)
33	B4 20LG/GY	LEFT REAR WHEEL SPEED SENSOR (+)
34	B8 20DG/TN	LEFT FRONT WHEEL SPEED SENSOR (-)
35	-	-
36	B45 20DG/LB (ESP)	STOP LAMP INHIBIT RELAY CONTROL
37	D265 20WT/BK (ESP)	DYNAMICS SENSOR HIGH DATA LINK
38	Z923 12BK	GROUND



**MODULE-  
BRAKE PROVISION**

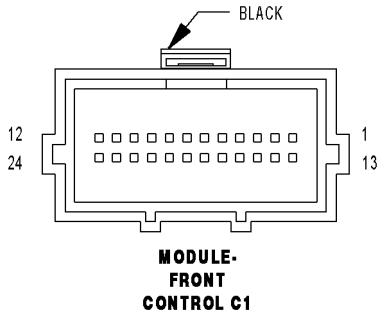
MODULE-BRAKE PROVISION - BLUE 4 WAY

CAV	CIRCUIT	FUNCTION
1	A400 12TN/RD	FUSED B(+)
2	B400 14DG	TRAILER TOW ELECTRIC BRAKE OUTPUT
3	L50 20WT/TN	BRAKE LAMP SWITCH OUTPUT
4	Z910 12BK	GROUND



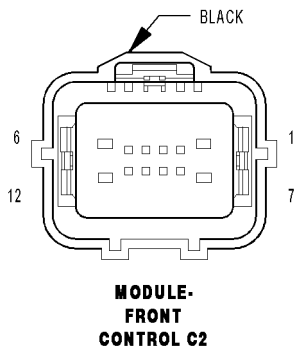
MODULE-ELECTRONIC OVERHEAD - BLACK 6 WAY

CAV	CIRCUIT	FUNCTION
1	-	-
2	A926 18RD	FUSED B(+)
3	D55 20WT/OR	CAN B BUS (+)
4	D54 20WT	CAN B BUS (-)
5	Z957 20BK (BASE)	GROUND
5	Z957 18BK (EXCEPT BASE)	GROUND
6	C83 20DB/LG	INFRARED SENSOR SIGNAL



MODULE-FRONT CONTROL C1 - BLACK 24 WAY

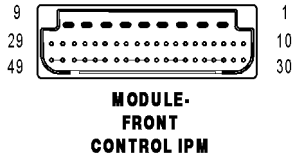
CAV	CIRCUIT	FUNCTION
1	Z116 18BK/VT	GROUND
2	D55 20WT/OR	CAN B BUS (+)
3	D54 20WT	CAN B BUS (-)
4	F924 20PK/YL	FUSED IGNITION SWITCH OUTPUT (START)
5	D52 20WT/PK	CAN C DIAGNOSTIC (+)
6	D51 20PK/RD	CAN C DIAGNOSTIC (-)
7	-	-
8	D65 20YL/RD	CAN C BUS (+)
9	D64 20WT/LB	CAN C BUS (-)
10	B20 20DG/OR	BRAKE FLUID LEVEL SWITCH SENSE
11	C18 20LB/BR	A/C PRESSURE SIGNAL
12	-	-
13	-	-
14	W17 18BR/LG	REAR WIPER PARK SWITCH SENSE
15	-	-
16	T103 20YL/OR	5 VOLT SUPPLY
17	D201 20WT/DG (4WD)	MODE SENSOR A
18	W1 20BR/TN	FRONT WASHER PUMP MOTOR CONTROL
19	-	-
20	-	-
21	L50 20WT/TN	BRAKE LAMP SWITCH OUTPUT
22	Z117 18BK/WT	GROUND
23	-	-
24	Z965 20BK	GROUND



MODULE-FRONT CONTROL C2 - BLACK 12 WAY

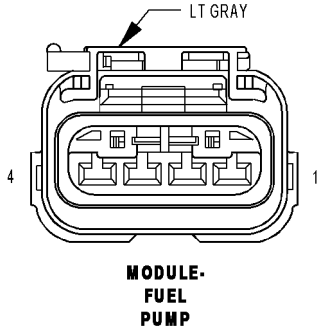
CAV	CIRCUIT	FUNCTION
1	L44 18WT/TN	RIGHT LOW BEAM DRIVER
2	-	-
3	-	-
4	G31 20VT/OR	AAT SIGNAL
5	G931 20VT/BR	SENSOR GROUND
6	L43 18WT/DB	LEFT LOW BEAM DRIVER
7	L33 18WT/LG	LEFT HIGH BEAM DRIVER
8	L60 18WT/TN	RIGHT TURN SIGNAL
9	-	-
10	L61 18WT/LG	LEFT TURN SIGNAL
11	Z947 18BK	GROUND
12	L34 18WT/GY	RIGHT HIGH BEAM DRIVER





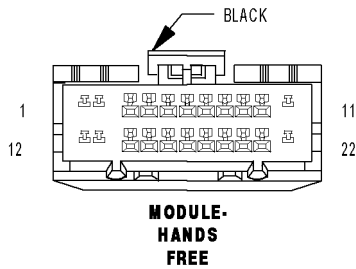
MODULE-FRONT CONTROL IPM - 49 WAY

CAV	CIRCUIT	FUNCTION
1	Z921 14BK	GROUND
2	A908 18RD	FUSED B(+)
3	A906 18RD	FUSED B(+)
4	A905 18RD	FUSED B(+)
5	A907 18RD	FUSED B(+)
6	A909 14RD	FUSED B(+)
7	L1 18WT/LG	BACKUP LAMP FEED
8	T101 14DG	SHIFT MOTOR (+)
9	T102 14YL	SHIFT MOTOR (-)
10	C115 20DB	DEFOGGER RELAY CONTROL
11	W20 18BR/YL	REAR WASHER PUMP MOTOR CONTROL
12	W10 18BR	FRONT WASHER PUMP MOTOR CONTROL
13	F1 20PK/DG	FUSED IGNITION SWITCH OUTPUT (OFF-RUN-START)
14	K617 20BR	RUN/START RELAY CONTROL
15	A920 14OR/RD	FUSED B(+)
16	C229 20DB (EXCEPT REMOTE START)	FRONT BLOWER CONTROL
16	C229 20DB (REMOTE START)	FRONT BLOWER CONTROL
17	F202 20PK/GY	FUSED IGNITION SWITCH OUTPUT (RUN-START)
18	Z118 18BK/YL	GROUND
19	Z909 18BK	GROUND
20	-	-
21	L656 20WT/DG	RIGHT TRAILER TOW BRAKE LAMP RELAY CONTROL
22	L655 20WT/OR	LEFT TRAILER TOW BRAKE LAMP RELAY CONTROL
23	-	-
24	Z909 18BK	GROUND
25	Z118 18BK/YL	GROUND
26	L139 20WT/YL	FOG LAMP RELAY CONTROL
27	W5 20BR/LG	ON/OFF WIPER RELAY CONTROL
28	W12 20BR/OR	REAR WIPER RELAY CONTROL
29	W2 20BR/LG	HIGH/LOW WIPER RELAY CONTROL
30	A955 14RD	ASD RELAY OUTPUT
31	W7 20BR/GY	FRONT WIPER PARK SWITCH SENSE
32	Z909 18BK	GROUND
33	Z118 18BK/YL	GROUND
34	L62 18VT/GY	RIGHT TURN SIGNAL
35	G180 20VT/YL	FCM SENSOR RETURN
36	-	-
37	-	-
38	P305 20LG/LB	ACCESSORY DELAY RELAY CONTROL
39	N201 20DB/LG	LOW SPEED RADIATOR FAN RELAY CONTROL
40	-	-
41	Z118 18BK/YL	GROUND
42	-	-
43	L63 18WT/DG	LEFT TURN SIGNAL
44	-	-
45	-	-
46	P201 20LG/DB	ADJUSTABLE PEDALS RELAY CONTROL
47	X4 20DG/WT	HORN RELAY CONTROL
48	L779 20WT/LB	PARK LAMP RELAY CONTROL
49	N112 20DB/OR	HIGH SPEED RADIATOR FAN RELAY CONTROL



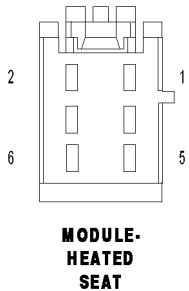
MODULE-FUEL PUMP - LT GRAY 4 WAY

CAV	CIRCUIT	FUNCTION
1	Z938 18BK	GROUND
2	N5 20DB/WT	FUEL LEVEL SENSOR RETURN
3	N4 20DB/YL	FUEL LEVEL SENSOR NO. 1 SIGNAL
4	N1 18DB/OR	FUEL PUMP RELAY OUTPUT



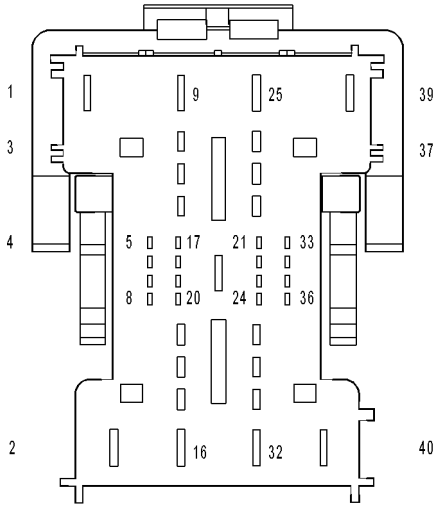
MODULE-HANDS FREE - BLACK 22 WAY

CAV	CIRCUIT	FUNCTION
1	A926 18RD	FUSED B(+)
2	-	-
3	-	-
4	D54 20WT	CAN B BUS (-)
5	X722 20LB/TN	MICROPHONE 2 IN (+)
6	-	-
7	-	-
8	X716 20GY/WT	CNV-HANDS FREE VOICE (+)
9	X776 20TN/GY	CNV-HANDS FREE VOICE (-)
10	X795 20DG	COMMON AUDIO OUTPUT
11	-	-
12	-	-
13	-	-
14	D55 20WT/OR	CAN B BUS (+)
15	X730 20GY/YL	VOICE RECOGNITION/PHONE SWITCH SIGNAL
16	X712 20LB/RD	MICROPHONE 1 IN (+)
17	X792 20DB/YL	MICROPHONE IN (-)
18	X735 20DB	HANDS FREE MICROPHONE SHIELD
19	-	-
20	X793 20TN/YL	MICROPHONE FEED
21	X835 20OR/GY	SENSOR GROUND
22	Z939 18BK	GROUND



MODULE-HEATED SEAT - 6 WAY

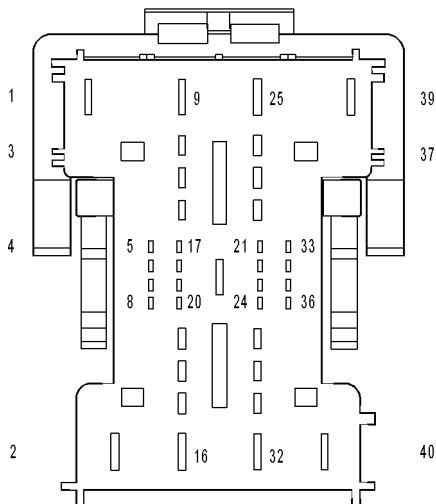
CAV	CIRCUIT	FUNCTION
1	Z387 12BK	GROUND
2	A940 12RD/GY	FUSED B(+)
3	P187 18LG/BR	DRIVER SEAT HEATER B(+) DRIVER
4	P188 18LG/VT	PASSENGER SEAT HEATER B(+) DRIVER
5	D54 20WT	CAN B BUS (-)
6	D55 20WT/OR	CAN B BUS (+)



**MODULE-  
INTEGRATED  
POWER C1**

MODULE-INTEGRATED POWER C1 - 40 WAY

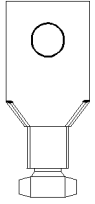
CAV	CIRCUIT	FUNCTION
1	A918 14OR/LG	FUSED B(+)
2	-	-
3	-	-
4	-	-
5	L78 20WT/OR	FUSED PARK LAMP RELAY OUTPUT
6	L78 20WT/OR	FUSED PARK LAMP RELAY OUTPUT
7	L77 20PK/RD	FUSED LEFT INBOARD TAIL LAMP
8	L77 20PK/RD	FUSED LEFT INBOARD TAIL LAMP
9	N23 12DB/DG	HIGH SPEED RADIATOR FAN RELAY OUTPUT
10	W7 20BR/GY	FRONT WIPER PARK SWITCH SENSE
11	-	-
12	-	-
13	L76 20PK/RD	FUSED PARK LAMP RELAY OUTPUT
14	-	-
15	-	-
16	L674 18LG	RIGHT TRAILER TOW BRAKE LAMP RELAY OUTPUT
17	L78 20WT/OR	FUSED PARK LAMP RELAY OUTPUT
18	G180 20VT/YL	FCM SENSOR RETURN
19	L77 20PK/RD	FUSED LEFT INBOARD TAIL LAMP
20	-	-
21	-	-
22	G180 20VT/YL	FCM SENSOR RETURN
23	L62 18VT/GY	RIGHT TURN SIGNAL
24	K617 20BR	RUN/START RELAY CONTROL
25	N202 12DB/OR	LOW SPEED RADIATOR FAN RELAY OUTPUT
26	-	-
27	-	-
28	Z909 18BK	GROUND
29	W10 18BR	FRONT WASHER PUMP MOTOR CONTROL
30	C115 20DB	DEFOGGER RELAY CONTROL
31	W20 18BR/YL	REAR WASHER PUMP MOTOR CONTROL
32	A955 16RD	ASD RELAY OUTPUT
33	N1 18DB/OR	FUEL PUMP RELAY OUTPUT
34	N1 18DB/OR	FUEL PUMP RELAY OUTPUT
35	C229 20DB	FRONT BLOWER CONTROL
36	F1 20PK/DG	FUSED IGNITION SWITCH OUTPUT (OFF-RUN-START)
37	-	-
38	-	-
39	Z967 18BK	GROUND
40	A920 14OR/RD	FUSED B(+)



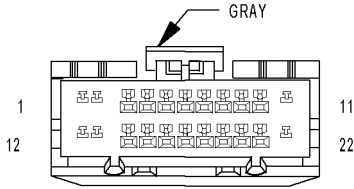
**MODULE-  
INTEGRATED  
POWER C2**

MODULE-INTEGRATED POWER C2 - 40 WAY

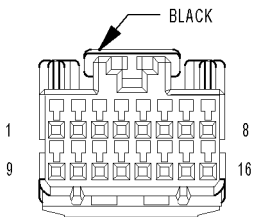
CAV	CIRCUIT	FUNCTION
1	-	-
2	L1 18WT/RD	BACKUP LAMP FEED
3	-	-
4	-	-
5	G70 20VT/LB	HOOD AJAR SWITCH SENSE
6	-	-
7	F202 20PK/GY	FUSED IGNITION SWITCH OUTPUT (RUN-START)
8	L1 18WT/RD	BACKUP LAMP FEED
9	Z118 18BK/YL	GROUND
10	A85 18RD/LB	ADJUSTABLE PEDALS RELAY OUTPUT
11	A955 16RD	ASD RELAY OUTPUT
12	-	-
13	T102 14YL	SHIFT MOTOR (-)
14	T101 14DG	SHIFT MOTOR (+)
15	L63 18WT/DG	LEFT TURN SIGNAL
16	-	-
17	-	-
18	L89 18WT/YL	FRONT FOG LAMP RELAY OUTPUT
19	L89 18WT/YL	FRONT FOG LAMP RELAY OUTPUT
20	-	-
21	-	-
22	-	-
23	-	-
24	P305 20LG/LB	ACCESSORY DELAY RELAY CONTROL
25	A5 14RD/VT	FUSED B(+)
26	Z902 14BK	GROUND
27	W4 14BR/OR	FRONT WIPER HIGH/LOW RELAY HIGH SPEED OUTPUT
28	W3 14BR/WT	FRONT WIPER HIGH/LOW RELAY LOW SPEED OUTPUT
29	Z903 14BK	GROUND
30	Z901 18BK	GROUND
31	L673 18YL	LEFT TRAILER TOW BRAKE LAMP RELAY OUTPUT
32	Z921 14BK	GROUND
33	-	-
34	X2 18DG/OR	HORN RELAY OUTPUT
35	X2 18DG/OR	HORN RELAY OUTPUT
36	W13 18LG/BR	REAR WIPER MOTOR CONTROL
37	-	-
38	-	-
39	-	-
40	-	-



**POWER  
DISTRIBUTION  
CENTER  
EYELET**



**MODULE-  
MEMORY  
MIRROR-  
DRIVER C1**



**MODULE-  
MEMORY  
MIRROR-  
DRIVER C2**

MODULE-INTEGRATED POWER EYELET - 1 WAY

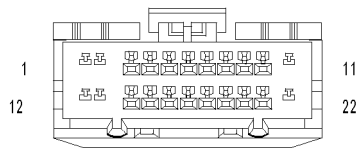
CAV	CIRCUIT	FUNCTION
1	A1 08RD	B(+)

MODULE-MEMORY MIRROR-DRIVER C1 - GRAY 22 WAY

CAV	CIRCUIT	FUNCTION
1	A215 20RD/LG	FUSED B(+)
2	C110 20DB/LB	DRIVER MIRROR HEATER DRIVER
3	P73 20VT/RD	DRIVER MIRROR COMMON DRIVER
4	P71 20DB	DRIVER MIRROR VERTICAL DRIVER
5	P75 20RD	DRIVER MIRROR HORIZONTAL DRIVER
6	P65 20DG	DRIVER MIRROR HORIZONTAL POSITION SIGNAL
7	P67 20GY	DRIVER MIRROR VERTICAL POSITION SIGNAL
8	P669 20GY/BK	DRIVER MIRROR SENSOR SUPPLY
9	G75 20VT	DRIVER DOOR AJAR SWITCH SENSE
10	Z940 20BK/LB	GROUND
11	-	-
12	Z940 20BK/LB	GROUND
13	C910 20DB/GY	DRIVER MIRROR HEATER GROUND
14	-	-
15	-	-
16	-	-
17	P69 20GY/DG	DRIVER MIRROR SENSOR GROUND
18	D54 20WT	CAN B BUS (-)
19	D55 20WT/OR	CAN B BUS (+)
20	G161 20VT/DG	DRIVER DOOR LOCK SWITCH MUX
21	G775 20OR/VT	DRIVER DOOR LOCK SWITCH RETURN
22	-	-

MODULE-MEMORY MIRROR-DRIVER C2 - GRAY 16 WAY

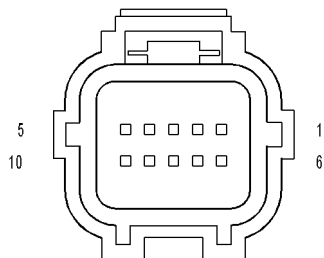
CAV	CIRCUIT	FUNCTION
1	P550 20DB/WT	MIRROR SWITCH SUPPLY
2	-	-
3	-	-
4	P703 20DB/LG	MIRROR HORIZONTAL LEFT SWITCH SENSE
5	-	-
6	P710 20LG	MIRROR COMMON SWITCH SENSE
7	P705 20LG/OR	MIRROR VERTICAL DOWN SWITCH SENSE
8	-	-
9	P950 20DB/RD	MIRROR SWITCH RETURN
10	G920 20VT/YL	MEMORY SELECT SWITCH RETURN
11	-	-
12	-	-
13	P339 20LG/DB	MEMORY SELECT SWITCH MUX
14	-	-
15	P704 20LG/TN	MIRROR HORIZONTAL RIGHT SWITCH SENSE
16	P706 20LG/GY	MIRROR VERTICAL UP SWITCH SENSE



**MODULE-  
MEMORY  
MIRROR-  
PASSENGER**

MODULE-MEMORY MIRROR-PASSENGER - 22 WAY

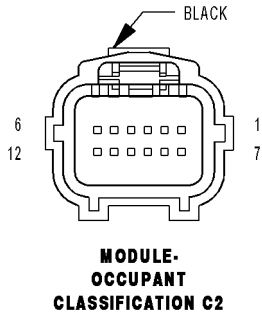
CAV	CIRCUIT	FUNCTION
1	A215 20RD/LG	FUSED B(+)
2	C17 20LB/WT	PASSENGER MIRROR HEATER DRIVER
3	P70 20LG/DB	PASSENGER MIRROR COMMON DRIVER
4	P72 20TN/GY	PASSENGER MIRROR VERTICAL DRIVER
5	P74 20TN/OR	PASSENGER MIRROR HORIZONTAL DRIVER
6	P68 20DG/RD	PASSENGER MIRROR HORIZONTAL POSITION SIGNAL
7	P64 20TN	PASSENGER MIRROR VERTICAL POSITION SIGNAL
8	P666 20LG/OR	PASSENGER MIRROR SENSOR SUPPLY
9	G74 20VT/WT	PASSENGER DOOR AJAR SWITCH SENSE
10	-	-
11	-	-
12	Z944 20BK	GROUND
13	C917 20DB/YL	PASSENGER MIRROR HEATER GROUND
14	-	-
15	-	-
16	-	-
17	P66 20DG/YL	PASSENGER MIRROR SENSOR GROUND
18	D54 20WT	CAN B BUS (-)
19	D55 20WT/OR	CAN B BUS (+)
20	G160 20VT/LG	PASSENGER DOOR LOCK SWITCH MUX
21	G776 20VT/OR	PASSENGER DOOR LOCK SWITCH RETURN
22	-	-



**MODULE-  
OCCUPANT  
CLASSIFICATION C1**

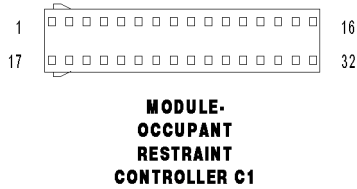
MODULE-OCCUPANT CLASSIFICATION C1 - 10 WAY

CAV	CIRCUIT	FUNCTION
1	A956 20RD/LB	FUSED B(+)
2	F201 20PK/OR	FUSED IGNITION SWITCH OUTPUT (RUN-START)
3	-	-
4	D55 20WT/OR	CAN B BUS (+)
5	D54 20WT	CAN B BUS (-)
6	-	-
7	R263 20LB/VT	DRIVER SEAT POSITION SENSOR VOLTAGE
8	-	-
9	R261 20LB/WT	DRIVER SEAT POSITION SENSOR DATA
10	Z917 20BK/VT	GROUND



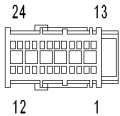
MODULE-OCCUPANT CLASSIFICATION C2 - BLACK 12 WAY

CAV	CIRCUIT	FUNCTION
1	R701 20LG	SEAT WEIGHT SENSOR 5 VOLTS
2	-	-
3	R717 20LG/DG	SEAT WEIGHT LEFT FRONT SENSOR SIGNAL
4	-	-
5	R718 20LB/DG	SEAT WEIGHT RIGHT FRONT SENSOR SIGNAL
6	-	-
7	R706 20LB/OR	SEAT WEIGHT RIGHT REAR SENSOR SIGNAL
8	-	-
9	R705 20LG/OR	SEAT WEIGHT LEFT REAR SENSOR SIGNAL
10	-	-
11	-	-
12	R728 20LB/YL	SEAT WEIGHT SENSOR GROUND



MODULE-OCCUPANT RESTRAINT CONTROLLER C1 - 32 WAY

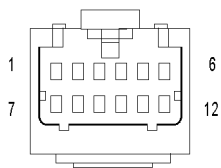
CAV	CIRCUIT	FUNCTION
1	R2 20WT/LB (SAB)	RIGHT CURTAIN SQUIB 1 LINE 1
2	R4 20OR/LB (SAB)	RIGHT CURTAIN SQUIB 1 LINE 2
3	R3 20LB/OR (SAB)	LEFT CURTAIN SQUIB 1 LINE 1
4	R1 20LB/BR (SAB)	LEFT CURTAIN SQUIB 1 LINE 2
5	-	
6	-	
7	-	
8	-	
9	R53 20LG/YL	DRIVER SEAT BELT TENSIONER LINE 2
10	R55 20LG/DG	DRIVER SEAT BELT TENSIONER LINE 1
11	R56 20LB/DG	PASSENGER SEAT BELT TENSIONER LINE 1
12	R54 20LB/YL	PASSENGER SEAT BELT TENSIONER LINE 2
13	-	
14	-	
15	-	
16	-	
17	F201 20PK/OR	FUSED IGNITION SWITCH OUTPUT (RUN-START)
18	F100 20PK/VT	FUSED IGNITION SWITCH OUTPUT (RUN)
19	-	
20	Z104 20BK/LG	GROUND
21	-	
22	-	
23	-	
24	-	
25	-	
26	-	
27	R14 20TN/LG	RIGHT SIDE IMPACT SENSOR 1 SIGNAL
28	R16 20BR/LG	RIGHT SIDE IMPACT SENSOR 1 GROUND
29	R15 20BR/GY	LEFT SIDE IMPACT SENSOR 1 GROUND
30	R13 20LG/BR	LEFT SIDE IMPACT SENSOR 1 SIGNAL
31	-	
32	-	



**MODULE-  
OCCUPANT  
RESTRAINT  
CONTROLLER C2**

MODULE-OCCUPANT RESTRAINT CONTROLLER C2 (SIDE AIRBAG) - 24 WAY

CAV	CIRCUIT	FUNCTION
1	-	-
2	-	-
3	D55 20WT/OR	CAN B BUS (+)
4	D54 20WT	CAN B BUS (-)
5	-	-
6	R104 20LB/LG	PASSENGER AIRBAG INDICATOR DRIVER
7	-	-
8	-	-
9	R81 20LB/WT	LEFT FRONT IMPACT SENSOR GROUND
10	R79 20LB/VT	LEFT FRONT IMPACT SENSOR SIGNAL
11	R82 20WT/LB	RIGHT FRONT IMPACT SENSOR GROUND
12	R80 20VT/LB	RIGHT FRONT IMPACT SENSOR SIGNAL
13	-	-
14	-	-
15	-	-
16	-	-
17	R43 20BR/LG	DRIVER SQUIB 1 LINE 2
18	R45 20OR/LG	DRIVER SQUIB 1 LINE 1
19	R44 20LB/PK	PASSENGER SQUIB 1 LINE 2
20	R42 20LB/BR	PASSENGER SQUIB 1 LINE 1
21	R61 20VT/LG	DRIVER SQUIB 2 LINE 2
22	R63 20VT/RD	DRIVER SQUIB 2 LINE 1
23	R64 20LB/WT	PASSENGER SQUIB 2 LINE 1
24	R62 20LB/DG	PASSENGER SQUIB 2 LINE 2

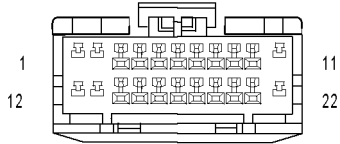


**MODULE-  
POWER  
LIFTGATE C1**

MODULE-POWER LIFTGATE C1 - 12 WAY

CAV	CIRCUIT	FUNCTION
1	Q204 20OR/DG	POSITION SENSOR SIGNAL 1
2	Q203 20OR/TN	POSITION SENSOR SUPPLY
3	-	-
4	Q201 20OR/LG	LIFTGATE CLUTCH DRIVER
5	Q88 14TN/BR	LIFTGATE OPEN DRIVER
6	Q89 14TN/OR	LIFTGATE CLOSE DRIVER
7	Q205 20OR/DB	POSITION SENSOR SIGNAL 2
8	-	-
9	-	-
10	-	-
11	-	-
12	Q51 20OR	LIFTGATE FULL OPEN SWITCH SENSE

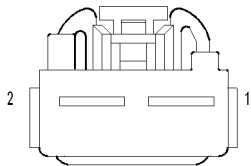




**MODULE-  
POWER  
LIFTGATE C2**

MODULE-POWER LIFTGATE C2 - 22 WAY

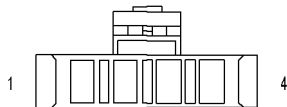
CAV	CIRCUIT	FUNCTION
1	-	-
2	-	-
3	-	-
4	Q78 200R/DB	RIGHT PINCH SENSOR SIGNAL
5	Q79 200R	SECTOR SWITCH SENSE
6	Q75 200R/LB	LEFT PINCH SENSOR SIGNAL
7	Q60 200R/YL	LIFTGATE PAWL SWITCH SENSE
8	-	-
9	-	-
10	-	-
11	Q85 18TN/WT	LIFTGATE LATCH RELEASE DRIVER
12	-	-
13	Q901 200R/BR	LOGIC GROUND
14	G25 20VT/TN	LIFTGATE SWITCH SENSE
15	P30 20TN/DG	LIFTGATE HANDLE SWITCH SENSE
16	-	-
17	D54 20WT	CAN B BUS (-)
18	D55 20WT/OR	CAN B BUS (+)
19	Q94 20TN/LG	LIFTGATE CHIME DRIVER
20	Q76 200R/BK	LATCH SECONDARY POSITION SENSE
21	G78 20VT/OR	LIFTGATE AJAR SWITCH SENSE
22	Q84 18TN/GY	LIFTGATE LATCH CINCH DRIVER



**MODULE-  
POWER  
LIFTGATE C3**

MODULE-POWER LIFTGATE C3 - 2 WAY

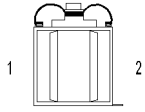
CAV	CIRCUIT	FUNCTION
1	Z125 12BK/OR	GROUND
2	A115 12YL/RD	FUSED B(+)



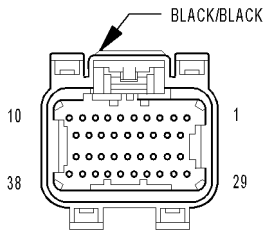
**MODULE-  
POWER-  
BLOWER MOTOR-  
FRONT C1  
(ATC)**

MODULE-POWER-BLOWER MOTOR-FRONT C1 (ATC)

CAV	CIRCUIT	FUNCTION
1	-	-
2	Z961 10BK	GROUND
3	C56 20DB/LB	FRONT BLOWER CONTROL
4	C7 10DB	FRONT BLOWER MOTOR RELAY OUTPUT



**MODULE-  
POWER-  
BLOWER MOTOR-  
FRONT C2  
(ATC)**



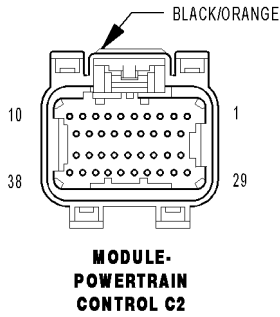
**MODULE-  
POWERTRAIN  
CONTROL C1**

MODULE-POWER-BLOWER MOTOR-FRONT C2 (ATC)

CAV	CIRCUIT	FUNCTION
1	C805 12DB/WT	BLOWER MOTOR SUPPLY
2	C806 12DB/BR	GROUND

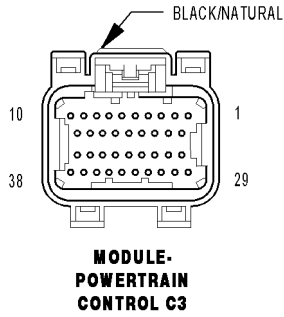
MODULE-POWERTRAIN CONTROL C1 - BLACK/BLACK 38 WAY

CAV	CIRCUIT	FUNCTION
1	K98 16DB/YL (4.7L/5.7L)	COIL CONTROL NO. 8
2	-	-
3	K97 16BR (4.7L/5.7L)	COIL CONTROL NO. 7
4	K28 16VT/LG (4.7L/5.7L)	INJECTOR CONTROL NO. 8
5	K26 16YL/TN (4.7L/5.7L)	INJECTOR CONTROL NO. 7
6	-	-
7	-	-
8	-	-
9	Z913 16BK	GROUND
10	-	-
11	F202 20PK/GY	FUSED IGNITION SWITCH OUTPUT (RUN-START)
12	F1 20PK/DG	FUSED IGNITION SWITCH OUTPUT (OFF-RUN-START)
13	-	-
14	-	-
15	-	-
16	-	-
17	-	-
18	Z937 16BK	GROUND
19	-	-
20	G6 18VT/GY	ENGINE OIL PRESSURE SIGNAL
21	-	-
22	-	-
23	-	-
24	-	-
25	D20 20WT/BR	SCI RECEIVE (PCM)
26	D16 20WT/PK	SCI RECEIVE (TCM)
27	F856 20YL/PK	5 VOLT SUPPLY
28	K452 20BR/LB (5.7L)	MDS SOL CONTROL NO. 4
29	A919 18OR/GY	FUSED B(+)
30	F924 20PK/YL	FUSED IGNITION SWITCH OUTPUT (START)
31	K141 20VT/DG	O2 1/2 SIGNAL
32	K902 20BR/DG	O2 RETURN (UPSTREAM)
33	K243 20BR	O2 2/2 SIGNAL
34	D65 20YL/RD	CAN C BUS (+)
35	D64 20WT/LB	CAN C BUS (-)
36	D21 20WT/GY	SCI TRANSMIT (PCM)
37	D15 20BR/WT	SCI TRANSMIT (TCM)
38	-	-



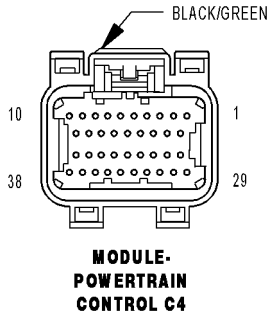
MODULE-POWERTRAIN CONTROL C2 - BLACK/ORANGE 38 WAY

CAV	CIRCUIT	FUNCTION
1	K10 16VT/LB	COIL CONTROL NO. 6
2	K16 16DG/WT	COIL CONTROL NO. 5
3	K15 16DB	COIL CONTROL NO. 4
4	K58 16PK/DB	INJECTOR CONTROL NO. 6
5	K38 16YL/RD	INJECTOR CONTROL NO. 5
6	K447 20TN/YL (5.7L)	ETC MOTOR (+)
7	K18 16VT/RD	COIL CONTROL NO. 3
8	K35 20LB/RD (4.7L/5.7L)	EGR SOL CONTROL
9	K17 16DB/TN	COIL CONTROL NO. 2
10	K19 16LB/RD	COIL CONTROL NO. 1
11	K14 16YL/LB	INJECTOR CONTROL NO. 4
12	K13 16PK/DB	INJECTOR CONTROL NO. 3
13	K12 16BR/DB	INJECTOR CONTROL NO. 2
14	K11 16BR/YL	INJECTOR CONTROL NO. 1
15	K922 20PK/GY (5.7L)	TP SENSOR RETURN
16	K453 20 BR/DG (5.7L)	MDS SOL CONTROL NO. 6
17	K199 20GY/LB	O2 2/1 HEATER CONTROL
18	K99 20LB/WT	O2 1/1 HEATER CONTROL
19	K20 18BR/GY	GEN FIELD CONTROL
20	K2 20LB/RD	APPS NO. 1 SIGNAL
21	K22 20YL/DG (5.7L)	TP NO. 1 SIGNAL
22	K34 20LB/GY (4.7L/5.7L)	EGR SIGNAL
23	K1 20VT/BR	MAP SIGNAL
24	K942 20YL/DG	KNOCK SENSOR NO. 1 RETURN
25	K42 20DB/OR	KNOCK SENSOR NO. 1 SIGNAL
26	-	-
27	K900 20DB/DG	SENSOR GROUND
28	K961 20BR/VT (3.7L/4.7L)	IAC SIGNAL
28	K122 20PK/LB (5.7L)	TP NO. 2 SIGNAL
29	F855 20PK/YL	5 VOLT SUPPLY
30	K21 20BR/WT	IAT SIGNAL
31	K41 20DB/LB	O2 1/1 SIGNAL
32	K904 20DB/DG	O2 RETURN (DOWNSTREAM)
33	K43 20DB/LG	O2 2/1 SIGNAL
34	K44 20TN/LB	CMP SIGNAL
35	K24 20VT/DG	CKP SIGNAL
36	K242 20DB/OR	KNOCK SENSOR NO. 2 SIGNAL
37	K924 20DG/RD	KNOCK SENSOR NO. 2 RETURN
38	K61 20VT/GY (3.7L/4.7L)	IAC CONTROL
38	K448 20TN/OR (5.7L)	ETC MOTOR (-)



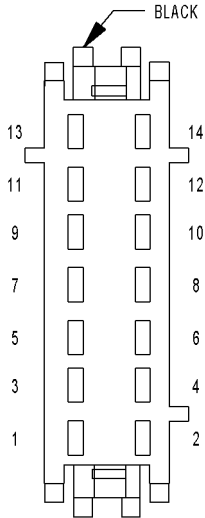
MODULE-POWERTRAIN CONTROL C3 - BLACK/NATURAL 38 WAY

CAV	CIRCUIT	FUNCTION
1	-	-
2	-	-
3	K51 20BR/GY	ASD RELAY CONTROL
4	-	-
5	V35 20VT/OR (3.7L/4.7L)	S/C VENT SOL CONTROL
5	K454 20BR/OR (5.7L)	MDS SOL CONTROL NO. 7
6	K451 20BR/DG (5.7L)	MDS SOL CONTROL NO. 1
7	V32 20VT/YL (3.7L/4.7L)	S/C SUPPLY
8	K106 20VT/LB	NVLD SOL CONTROL
9	K299 20DG/RD	O2 1/2 HEATER CONTROL
10	K399 20TN/WT	O2 2/2 HEATER CONTROL
11	C13 20LB/OR	A/C CLUTCH RELAY CONTROL
12	V36 20VT/YL (3.7L/4.7L)	S/C VACUUM SOL CONTROL
13	-	-
14	V32 20VT/YL (5.7L)	BRAKE SWITCH NO. 2 SIGNAL
15	V937 20VT/BR (5.7L)	S/C SWITCH RETURN
16	K4 20BR/LB (5.7L)	APPS NO. 1 RETURN
17	K400 20BR/VT (5.7L)	APPS NO. 2 RETURN
18	V38 20VT/OR (5.7L)	S/C SWITCH NO. 2 SIGNAL
19	A955 16RD	ASD RELAY OUTPUT
20	K52 20DB/WT	EVAP PURGE SOL SIGNAL
21	T41 20YL/DB	TRS (T41) SENSE (P/N SENSE)
22	-	-
23	B29 20DG/WT	BRAKE SWITCH NO. 1 SIGNAL
24	-	-
25	K23 20BR/WT (5.7L)	APPS NO. 1 SIGNAL
26	-	-
27	-	-
28	A955 16RD	ASD RELAY OUTPUT
29	K70 20DB/BR	EVAP PURGE SOL CONTROL
30	-	-
31	-	-
32	-	-
33	G24 20VT/BR (5.7L)	OIL TEMPERATURE SENSOR SIGNAL
34	V37 20VT	S/C SWITCH NO. 1 SIGNAL
35	K107 20VT/WT	NVLD SWITCH SIGNAL
36	K29 20PK/RD (5.7L)	APPS NO. 2 SIGNAL
37	K31 20BR	FUEL PUMP RELAY CONTROL
38	T752 20DG/OR	ENGINE STARTER MOTOR RELAY CONTROL



MODULE-POWERTRAIN CONTROL C4 - BLACK/GREEN 38 WAY

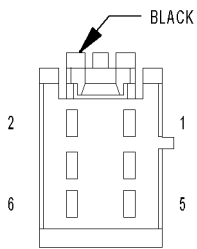
CAV	CIRCUIT	FUNCTION
1	T60 18VT/WT	OD SOLENOID CONTROL
2	T59 18YL/LB	UD SOLENOID CONTROL
2	T259 18VT/RD (4.7L/5.7L)	4C SOLENOID CONTROL
3	-	-
4	T140 20VT/BR (4.7L/5.7L)	MS SOLENOID CONTROL
5	-	-
6	T19 18YL/DB (3.7L)	2-4 SOLENOID CONTROL
6	T219 18VT/DB (4.7L/5.7L)	2C SOLENOID CONTROL
7	-	-
8	T59 18YL/LB (4.7L/5.7L)	UD SOLENOID CONTROL
9	-	-
10	T20 18VT/DG	L/R SOLENOID CONTROL
11	T118 20DG (3.7L)	PRESSURE CONTROL SOLENOID CONTROL
12	Z908 16BK	GROUND
13	Z977 16BK	GROUND
14	Z904 16BK	GROUND
15	T1 20BR/DB	TRS T1 SENSE
16	T3 20DG/DB	TRS T3 SENSE
17	T6 20DG	TOW/HAUL OVERDRIVE OFF SWITCH SENSE
18	T15 20VT/YL	TRANSMISSION CONTROL RELAY CONTROL
19	T16 18BR/DB	TRANSMISSION CONTROL RELAY OUTPUT
20	T48 20BR/YL (4.7L/5.7L)	4C PRESSURE SWITCH SENSE
21	T29 20YL/WT (4.7L/5.7L)	UD PRESSURE SWITCH SENSE
22	T9 20BR/VT	OD PRESSURE SWITCH SENSE
23	-	-
24	-	-
25	-	-
26	T4 20BR/PK (4.7L/5.7L)	TRS T2 SENSE
27	-	-
28	T16 18BR/DB	L/R PRESSURE SWITCH SENSE
29	T50 20VT/GY	L/R PRESSURE SWITCH SENSE
30	T47 20YL/DG (3.7L)	2-4 PRESSURE SWITCH SENSE
30	T147 20DG/YL (4.7L/5.7L)	2C PRESSURE SWITCH SENSE
31	T38 20YL/BR	LINE PRESSURE SENSOR SIGNAL
32	T14 20DG/BR	OUTPUT SPEED SENSOR SIGNAL
33	T52 20VT/OR	INPUT SPEED SENSOR SIGNAL
34	T13 20DG/VT	SPEED SENSOR GROUND
35	T54 20BR/RD	TRANSMISSION TEMPERATURE SENSOR SIGNAL
36	-	-
37	T42 20DG/YL	TRS T42 SENSE
38	T16 18BR/DB	TRANSMISSION CONTROL RELAY OUTPUT



**MODULE-SEAT  
MEMORY C1**

MODULE-SEAT MEMORY C1 - BLACK 14 WAY

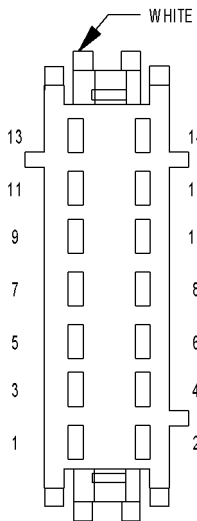
CAV	CIRCUIT	FUNCTION
1	P205 18LG/DB	ADJUSTABLE PEDALS MOTOR FORWARD
2	P206 18LG/TN	ADJUSTABLE PEDALS MOTOR REARWARD
3	-	-
4	-	-
5	D54 20WT	CAN B BUS (-)
6	-	-
7	D55 20WT/OR	CAN B BUS (+)
8	A940 12RD/GY	FUSED B(+)
9	G11 20VT/TN	ADJUSTABLE PEDALS SENSOR SUPPLY
10	Z930 12BK/LB	GROUND
11	-	-
12	G912 20VT/WT	ADJUSTABLE PEDALS SENSOR RETURN
13	-	-
14	G12 20VT/BR	ADJUSTABLE PEDALS SENSOR SIGNAL



**MODULE-SEAT  
MEMORY C2**

MODULE-SEAT MEMORY C2 - BLACK 6 WAY

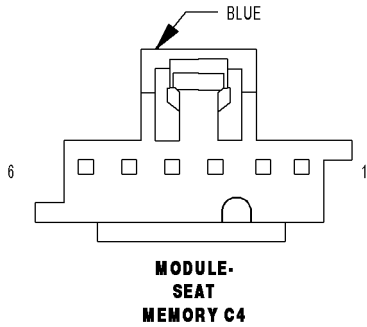
CAV	CIRCUIT	FUNCTION
1	G493 20OR/VT	DRIVER SEAT RECLINER POSITION SENSOR GROUND
2	P141 14LG/BR	DRIVER SEAT RECLINER UP DRIVER
3	-	-
4	P143 14LG/GY	DRIVER SEAT RECLINER DOWN DRIVER
5	G403 20VT/OR	DRIVER SEAT RECLINER POSITION SENSE
6	-	-



**MODULE-SEAT  
MEMORY C3**

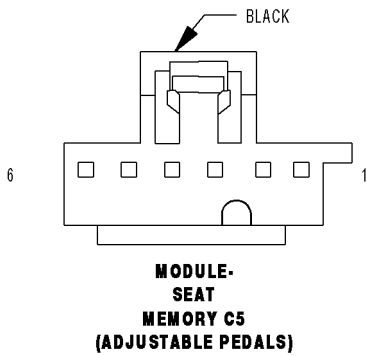
MODULE-SEAT MEMORY C3 - WHITE 14 WAY

CAV	CIRCUIT	FUNCTION
1	G404 20VT/YL	DRIVER SEAT FRONT VERTICAL POSITION SENSE
2	G402 20VT/DB	DRIVER SEAT REAR VERTICAL POSITION SENSE
3	G401 20VT/LG	DRIVER SEAT HORIZONTAL POSITION SENSE
4	G494 20YL/VT	DRIVER SEAT FRONT VERTICAL SENSOR GROUND
5	G492 20LB/VT	DRIVER SEAT REAR VERTICAL SENSOR GROUND
6	G491 20VT/GY	DRIVER SEAT HORIZONTAL SENSOR GROUND
7	-	-
8	P115 14LG	DRIVER SEAT HORIZONTAL FORWARD DRIVER
9	P117 14LG/LB	DRIVER SEAT HORIZONTAL REARWARD DRIVER
10	P113 14LG/WT	DRIVER SEAT REAR VERTICAL DOWN DRIVER
11	-	-
12	P111 14LG/YL	DRIVER SEAT REAR VERTICAL UP DRIVER
13	P121 14LG/DB	DRIVER SEAT FRONT VERTICAL DOWN DRIVER
14	P119 14LG/DG	DRIVER SEAT FRONT VERTICAL UP DRIVER



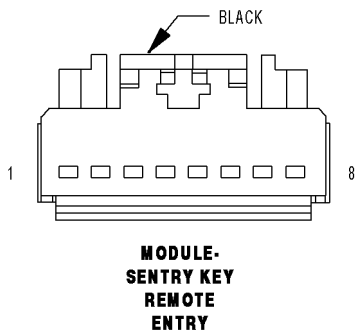
MODULE-SEAT MEMORY C4 - BLUE 6 WAY

CAV	CIRCUIT	FUNCTION
1	P28 20DB/WT	DRIVER SEAT SWITCH MUX RETURN
2	P311 20VT	DRIVER SEAT FRONT VERTICAL/RECLINER SWITCH MUX
3	P309 20BR	DRIVER SEAT REAR VERTICAL/HORIZONTAL SWITCH MUX
4	-	-
5	-	-
6	P29 20LG/WT	DRIVER SEAT SWITCH MUX SUPPLY



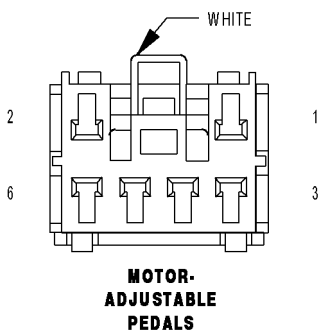
MODULE-SEAT MEMORY C5 (ADJUSTABLE PEDALS) - BLACK 6 WAY

CAV	CIRCUIT	FUNCTION
1	-	-
2	-	-
3	-	-
4	Q100 20OR/WT	ADJUSTABLE PEDALS SWITCH REARWARD
5	Q900 18OR/BK	ADJUSTABLE PEDALS MOTOR FORWARD
6	-	-



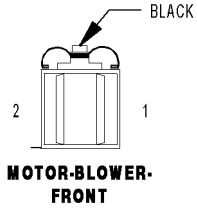
MODULE-SENTRY KEY REMOTE ENTRY - BLACK 8 WAY

CAV	CIRCUIT	FUNCTION
1	-	-
2	-	-
3	F202 20PK/GY	FUSED IGNITION SWITCH OUTPUT (RUN-START)
4	Z109 20BK/GY	GROUND
5	A926 18RD	FUSED B(+)
6	D55 20WT/OR	CAN B BUS (+)
7	D54 20WT	CAN B BUS (-)
8	-	-



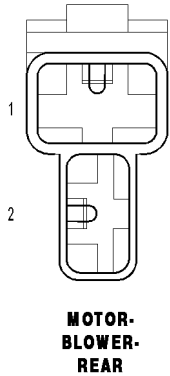
MOTOR-ADJUSTABLE PEDALS - WHITE 6 WAY

CAV	CIRCUIT	FUNCTION
1	P206 18LG/TN	ADJUSTABLE PEDALS MOTOR REARWARD
2	P205 18LG/DB	ADJUSTABLE PEDALS MOTOR FORWARD
3	-	-
4	-	-
5	-	-
6	-	-



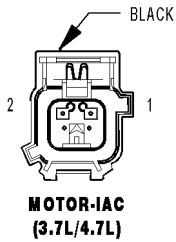
MOTOR-BLOWER-FRONT - BLACK 2 WAY

CAV	CIRCUIT	FUNCTION
1	C806 12DB/BR (ATC)	GROUND
1	C75 10DB/GY (MTC)	FRONT BLOWER HIGH SPEED
2	C805 12DB/WT (ATC)	BLOWER MOTOR SUPPLY
2	C7 10DB (MTC)	FRONT BLOWER MOTOR RELAY OUTPUT



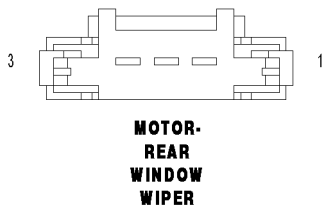
MOTOR-BLOWER-REAR - 2 WAY

CAV	CIRCUIT	FUNCTION
1	C51 14LB/BR	FUSED REAR BLOWER MOTOR RELAY OUTPUT
2	C153 14DB/BR	REAR BLOWER HIGH SPEED



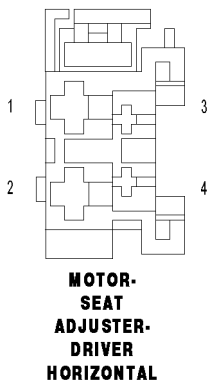
MOTOR-IAC (3.7L/4.7L) - BLACK 2 WAY

CAV	CIRCUIT	FUNCTION
1	K961 20BR/VT	IAC SIGNAL
2	K61 20VT/GY	IAC CONTROL



MOTOR-REAR WINDOW WIPER - 3 WAY

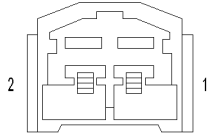
CAV	CIRCUIT	FUNCTION
1	W13 16LG/BR	REAR WIPER MOTOR CONTROL
2	W17 18BR/LG	REAR WIPER PARK SWITCH SENSE
3	Z945 18BK	GROUND



MOTOR-SEAT ADJUSTER-DRIVER HORIZONTAL - 4 WAY

CAV	CIRCUIT	FUNCTION
1	P15 14LG/WT (EXCEPT MEMORY)	DRIVER SEAT HORIZONTAL FORWARD DRIVER
1	P115 14LG (MEMORY)	DRIVER SEAT HORIZONTAL FORWARD DRIVER
2	P17 14LG/DG (EXCEPT MEMORY)	DRIVER SEAT HORIZONTAL REARWARD DRIVER
2	P117 14LG/LB (MEMORY)	DRIVER SEAT HORIZONTAL REARWARD DRIVER
3	G491 20VT/GY (MEMORY)	DRIVER SEAT HORIZONTAL SENSOR GROUND
4	G401 20VT/LG (MEMORY)	DRIVER SEAT HORIZONTAL POSITION SENSE

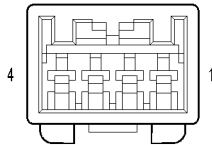




**MOTOR-SEAT ADJUSTER-DRIVER RECLINER (EXCEPT MEMORY)**

MOTOR-SEAT ADJUSTER-DRIVER RECLINER (EXCEPT MEMORY) - 2 WAY

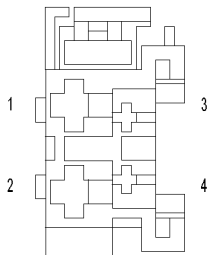
CAV	CIRCUIT	FUNCTION
1	P43 16LG/VT	DRIVER SEAT RECLINER UP DRIVER
2	P41 16LG/GY	DRIVER SEAT RECLINER DOWN DRIVER



**MOTOR-SEAT ADJUSTER-DRIVER RECLINER (MEMORY)**

MOTOR-SEAT ADJUSTER-DRIVER RECLINER (MEMORY) - 4 WAY

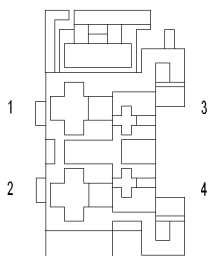
CAV	CIRCUIT	FUNCTION
1	P143 14LG/GY	DRIVER SEAT RECLINER DOWN DRIVER
2	P141 14LG/BR	DRIVER SEAT RECLINER UP DRIVER
3	G493 200R/VT	DRIVER SEAT RECLINER POSITION SENSOR GROUND
4	G403 20VT/OR	DRIVER SEAT RECLINER POSITION SENSE



**MOTOR-SEAT ADJUSTER-FRONT DRIVER VERTICAL**

MOTOR-SEAT ADJUSTER-FRONT DRIVER VERTICAL - 4 WAY

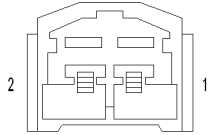
CAV	CIRCUIT	FUNCTION
1	P21 14LG/TN (EXCEPT MEMORY)	DRIVER SEAT FRONT DOWN DRIVER
1	P121 14LG/DB (MEMORY)	DRIVER SEAT FRONT VERTICAL DOWN DRIVER
2	P19 14LG/LB (EXCEPT MEMORY)	DRIVER SEAT FRONT UP DRIVER
2	P119 14LG/DG (MEMORY)	DRIVER SEAT FRONT VERTICAL UP DRIVER
3	G494 20YL/VT (MEMORY)	DRIVER SEAT FRONT VERTICAL SENSOR GROUND
4	G404 20VT/YL (MEMORY)	DRIVER SEAT FRONT VERTICAL POSITION SENSE



**MOTOR-SEAT ADJUSTER-PASSENGER HORIZONTAL**

MOTOR-SEAT ADJUSTER-PASSENGER HORIZONTAL - 4 WAY

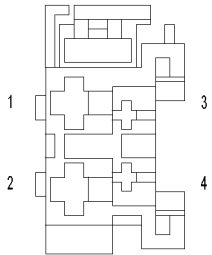
CAV	CIRCUIT	FUNCTION
1	P16 14LG/BR	PASSENGER SEAT HORIZONTAL REARWARD DRIVER
2	P14 14VT	DRIVER SEAT RECLINER DOWN DRIVER
3	-	-
4	-	-



**MOTOR-SEAT ADJUSTER-PASSENGER RECLINER**

MOTOR-SEAT ADJUSTER-PASSENGER RECLINER - 2 WAY

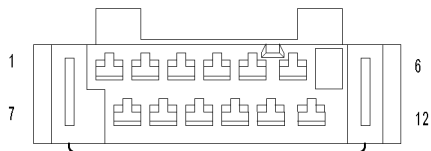
CAV	CIRCUIT	FUNCTION
1	P44 14LG/DG	PASSENGER SEAT RECLINER SWITCH UP
2	P42 14LG/GY	PASSENGER SEAT RECLINER SWITCH DOWN



**MOTOR-SEAT ADJUSTER-REAR DRIVER VERTICAL**

MOTOR-SEAT ADJUSTER-REAR DRIVER VERTICAL - 4 WAY

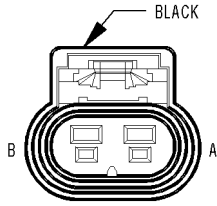
CAV	CIRCUIT	FUNCTION
1	P13 14LG/OR (EXCEPT MEMORY)	DRIVER SEAT REAR DOWN DRIVER
1	P113 14LG/WT (MEMORY)	DRIVER SEAT REAR VERTICAL DOWN DRIVER
2	P11 14LG/YL (EXCEPT MEMORY)	DRIVER SEAT REAR UP
2	P111 14LG/YL (MEMORY)	DRIVER SEAT REAR VERTICAL UP DRIVER
3	G492 20LB/VT (MEMORY)	DRIVER SEAT REAR VERTICAL SENSOR GROUND
4	G402 20VT/DB (MEMORY)	DRIVER SEAT REAR VERTICAL POSITION SENSE



**MOTOR-SUNROOF**

MOTOR-SUNROOF - 12 WAY

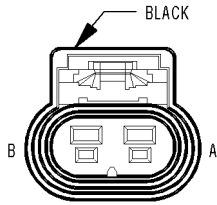
CAV	CIRCUIT	FUNCTION
1	Q3 200R/TN	SUNROOF OPEN
2	Q5 200R/LB	SUNROOF MOTOR B(+)
3	Q4 200R/YL	SUNROOF CLOSE
4	F30 14PK/YL	FUSED ACCESSORY DELAY RELAY OUTPUT
5	A904 14RD/GY	FUSED B(+)
6	Z955 14BK	GROUND
7	-	-
8	-	-
9	-	-
10	-	-
11	-	-
12	-	-



**MOTOR-WINDOW-LEFT FRONT**

MOTOR-WINDOW-LEFT FRONT - BLACK 2 WAY

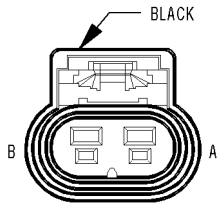
CAV	CIRCUIT	FUNCTION
A	Q11 14WT/DB	LEFT FRONT WINDOW DRIVER (UP)
B	Q21 14OR/WT	LEFT FRONT WINDOW DRIVER (DOWN)



**MOTOR-WINDOW-LEFT REAR**

MOTOR-WINDOW-LEFT REAR - BLACK 2 WAY

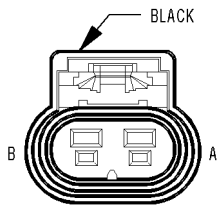
CAV	CIRCUIT	FUNCTION
A	Q111 14TN/YL	DRIVER REAR WINDOW DRIVER (UP)
B	Q211 14TN/LB	DRIVER REAR WINDOW DRIVER (DOWN)



**MOTOR-WINDOW-RIGHT FRONT**

MOTOR-WINDOW-RIGHT FRONT - BLACK 2 WAY

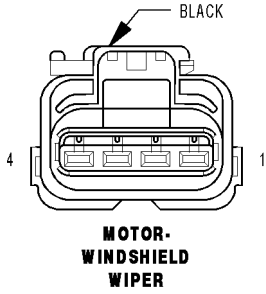
CAV	CIRCUIT	FUNCTION
A	Q12 14OR/BR	RIGHT FRONT WINDOW DRIVER (UP)
B	Q22 14WT/PK	RIGHT FRONT WINDOW DRIVER (DOWN)



**MOTOR-WINDOW-RIGHT REAR**

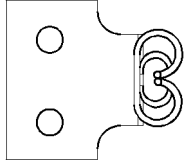
MOTOR-WINDOW-RIGHT REAR - BLACK 2 WAY

CAV	CIRCUIT	FUNCTION
A	Q112 14VT/TN	PASSENGER REAR WINDOW DRIVER (UP)
B	Q212 14TN/DG	PASSENGER REAR WINDOW DRIVER (DOWN)



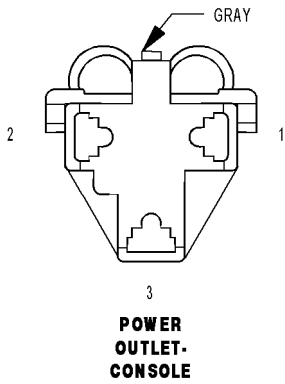
MOTOR-WINDSHIELD WIPER - BLACK 4 WAY

CAV	CIRCUIT	FUNCTION
1	W7 20BR/GY	FRONT WIPER PARK SWITCH SENSE
2	Z103 14BK/WT	GROUND
3	W3 14BR/WT	FRONT WIPER HIGH/LOW RELAY LOW SPEED OUTPUT
4	W4 14BR/OR	FRONT WIPER HIGH/LOW RELAY HIGH SPEED OUTPUT



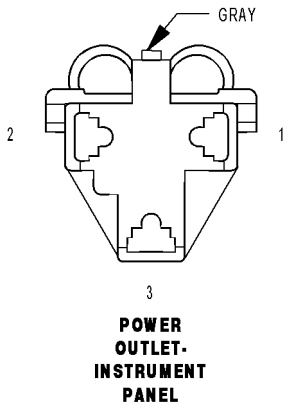
POWER DISTRIBUTION CENTER EYELET (BATTERY) - 1 WAY

CAV	CIRCUIT	FUNCTION
1	A1 04RD	B(+)
1	A1 08RD	B(+)



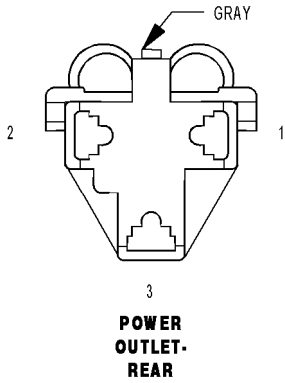
POWER OUTLET-CONSOLE - GRAY 3 WAY

CAV	CIRCUIT	FUNCTION
1	F307 18LB/PK	FUSED ACCESSORY RELAY OUTPUT
2	-	-
3	Z738 18BK/WT	GROUND



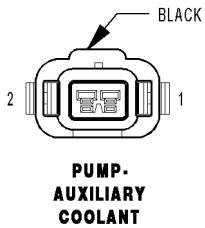
POWER OUTLET-INSTRUMENT PANEL - GRAY 3 WAY

CAV	CIRCUIT	FUNCTION
1	F306 18DB/PK	FUSED ACCESSORY RELAY OUTPUT
2	-	-
3	Z959 18BK	GROUND



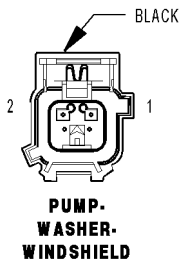
POWER OUTLET-REAR - GRAY 3 WAY

CAV	CIRCUIT	FUNCTION
1	F307 16YL/LB	FUSED ACCESSORY RELAY OUTPUT
2	-	-
3	Z737 18BK/LB	GROUND



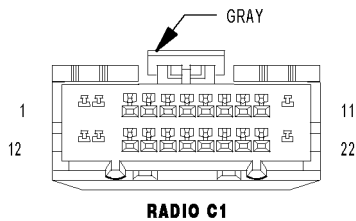
PUMP-AUXILIARY COOLANT - BLACK 2 WAY

CAV	CIRCUIT	FUNCTION
1	C43 20WT/DB	AUXILIARY COOLANT PUMP DRIVER
2	Z931 18BK	GROUND



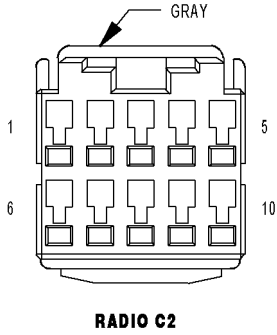
PUMP-WASHER-WINDSHIELD - BLACK 2 WAY

CAV	CIRCUIT	FUNCTION
1	W20 18BR/YL	REAR WASHER PUMP MOTOR CONTROL
2	W10 18BR	FRONT WASHER PUMP MOTOR CONTROL



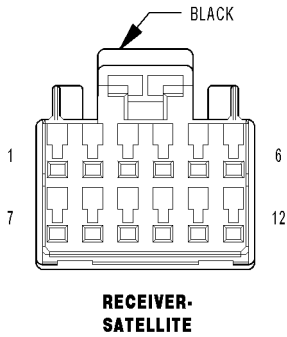
RADIO C1 - GRAY 22 WAY

CAV	CIRCUIT	FUNCTION
1	A114 16GY/RD	FUSED B(+)
2	-	-
3	-	-
4	X716 20GY/WT (HANDS FREE)	CNV-HANDS FREE VOICE (+)
5	D55 20WT/OR	CAN B BUS (+)
6	D54 20WT	CAN B BUS (-)
7	X54 18GY (BASE)	RIGHT FRONT SPEAKER (+)
8	X56 18GY/BR (BASE)	RIGHT FRONT SPEAKER (-)
9	X55 20DG/BR (BASE)	LEFT FRONT SPEAKER (-)
10	X53 20DG (BASE)	LEFT FRONT SPEAKER (+)
11	Z514 16BK/LG	GROUND
12	A114 16GY/RD	FUSED B(+)
13	-	-
14	-	-
15	-	-
16	X776 20TN/GY (HANDS FREE)	CNV-HANDS FREE VOICE (-)
17	X795 20DG (HANDS FREE)	COMMON AUDIO OUTPUT
18	X51 18DG/DB	RADIO-LEFT AUDIO (+)
19	X57 18DG/OR	RADIO-LEFT AUDIO (-)
20	X58 18GY/OR	RADIO-RIGHT AUDIO (-)
21	X52 18GY/DB	RADIO-RIGHT AUDIO (+)
22	Z515 16BK	GROUND



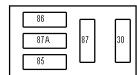
RADIO C2 - GRAY 10 WAY

CAV	CIRCUIT	FUNCTION
1	X16 20DG/YL (PREMIUM/HANDS FREE)	AUDIO SIGNAL RIGHT (+)
2	X917 20LB/RD (PREMIUM/HANDS FREE)	AUDIO SIGNAL COMMON
3	-	-
4	X510 20DG/RD	VDO-AUX AUDIO RT
5	X916 20LB/PK	SDARS AUDIO RETURN
6	X17 20DB/WT (PREMIUM/HANDS FREE)	AUDIO SIGNAL LEFT (+)
7	X910 20GY/DG	VDO-AUX AUDIO RTN/COMMON
8	X511 20DB/RD	VDO-AUX AUDIO LT
9	X521 20GY/LB	VDO-AUX AUDIO LT 2
10	X522 20LG/RD	VDO-AUX AUDIO RT 2



RECEIVER-SATELLITE - BLACK 12 WAY

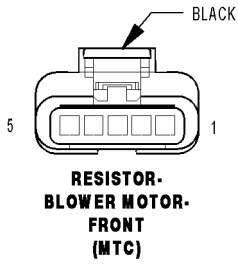
CAV	CIRCUIT	FUNCTION
1	A300 20RD/GY	FUSED B(+)
2	-	-
3	Z960 20BK	GROUND
4	-	-
5	-	-
6	X17 20DB/WT	AUDIO SIGNAL LEFT (+)
7	D54 20WT	CAN B BUS (-)
8	D55 20WT/OR	CAN B BUS (+)
9	-	-
10	-	-
11	X917 20LB/RD	AUDIO SIGNAL COMMON
12	X16 20DG/YL	AUDIO SIGNAL RIGHT (+)



RELAY-STOP LAMP INHIBIT (IN PDC)

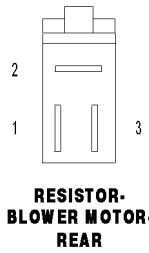
CAV	CIRCUIT	FUNCTION
30	L950 18WT/LG	STOP LAMP INHIBIT RELAY FEED
85	B45 20DG/LB	STOP LAMP INHIBIT RELAY CONTROL
86	F500 20DG/PK	FUSED IGNITION SWITCH OUTPUT (RUN)
87	-	-
87A	L50 18WT/TN	BRAKE LAMP SWITCH OUTPUT

RELAY-  
STOP LAMP  
INHIBIT  
(IN PDC)



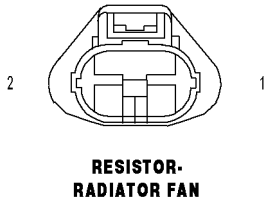
RESISTOR-BLOWER MOTOR-FRONT (MTC) - BLACK 5 WAY

CAV	CIRCUIT	FUNCTION
1	C75 10DB/GY	FRONT BLOWER HIGH SPEED
2	C75 12DB/GY	FRONT BLOWER HIGH SPEED
3	C73 14DB/VT	FRONT BLOWER M2 SPEED
4	C72 14DB/OR	FRONT BLOWER M1 SPEED
5	C71 16DB/BR	FRONT BLOWER LOW SPEED



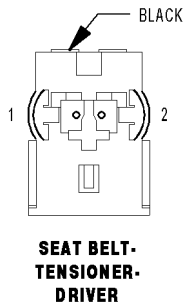
RESISTOR-BLOWER MOTOR-REAR - 3 WAY

CAV	CIRCUIT	FUNCTION
1	C153 14DB/BR	REAR BLOWER HIGH SPEED
2	C152 14LB/LG	REAR BLOWER MEDIUM SPEED
3	C151 16LB/DG	REAR BLOWER LOW SPEED



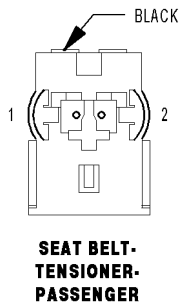
RESISTOR-RADIATOR FAN - 2 WAY

CAV	CIRCUIT	FUNCTION
1	N24 12DG/DB	LOW SPEED RADIATOR FAN RELAY OUTPUT
2	N202 12DB/OR	LOW SPEED RADIATOR FAN RELAY OUTPUT



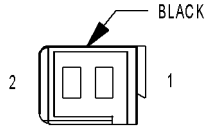
SEAT BELT-TENSIONER-DRIVER - BLACK 2 WAY

CAV	CIRCUIT	FUNCTION
1	R55 20LG/DG	DRIVER SEAT BELT TENSIONER LINE 1
2	R53 20LG/YL	DRIVER SEAT BELT TENSIONER LINE 2



SEAT BELT-TENSIONER-PASSENGER - BLACK 2 WAY

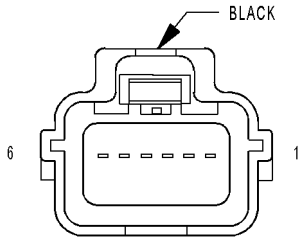
CAV	CIRCUIT	FUNCTION
1	R56 20LB/DG	PASSENGER SEAT BELT TENSIONER LINE 1
2	R54 20LB/YL	PASSENGER SEAT BELT TENSIONER LINE 2



**SENSOR-  
LIFTGATE  
PINCH/TEMP-RIGHT  
(POWER LIFTGATE)**

SENSOR-LIFTGATE PINCH/TEMP-RIGHT (POWER LIFTGATE) - 2 WAY

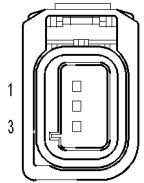
CAV	CIRCUIT	FUNCTION
1	Q78 200R/DB	RIGHT PINCH SENSOR SIGNAL
2	Q901 200R/BR	LOGIC GROUND



**SENSOR-  
ACCELERATOR  
PEDAL  
POSITION**

SENSOR-ACCELERATOR PEDAL POSITION - BLACK 6 WAY

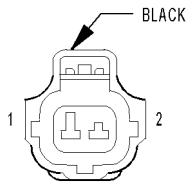
CAV	CIRCUIT	FUNCTION
1	F855 20PK/YL	5 VOLT SUPPLY
2	K23 20BR/WT	APPS NO. 1 SIGNAL
3	K4 20BR/LB	APPS NO. 1 RETURN
4	K400 20BR/VT	APPS NO. 2 RETURN
5	K29 20PK/RD	APPS NO. 2 SIGNAL
6	F856 20YL/PK	5 VOLT SUPPLY



**SENSOR-  
ADJUSTABLE  
PEDALS**

SENSOR-ADJUSTABLE PEDALS - 3 WAY

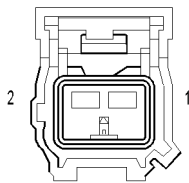
CAV	CIRCUIT	FUNCTION
1	G912 20VT/WT	ADJUSTABLE PEDALS SENSOR RETURN
2	G12 20VT/BR	ADJUSTABLE PEDALS SENSOR SIGNAL
3	G11 20VT/TN	ADJUSTABLE PEDALS SENSOR SUPPLY



**SENSOR-  
AMBIENT AIR  
TEMPERATURE**

SENSOR-AMBIENT AIR TEMPERATURE - BLACK 2 WAY

CAV	CIRCUIT	FUNCTION
1	G31 20VT/OR	AAT SIGNAL
2	G931 20VT/BR	SENSOR GROUND

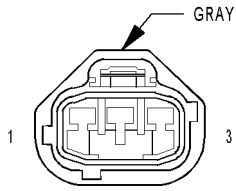


**SENSOR-  
BRAKE  
FLUID  
LEVEL**

SENSOR-BRAKE FLUID LEVEL - 2 WAY

CAV	CIRCUIT	FUNCTION
1	B20 20DG/OR	BRAKE FLUID LEVEL SWITCH SENSE
2	Z420 20BK/OR	GROUND

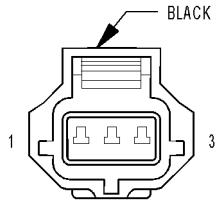




**SENSOR-CAMSHAFT POSITION**

SENSOR-CAMSHAFT POSITION - GRAY 3 WAY

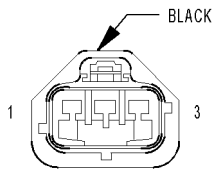
CAV	CIRCUIT	FUNCTION
1	K44 20TN/LB	CMP SIGNAL
2	K900 20DB/DG	SENSOR GROUND
3	F856 20YL/PK	5 VOLT SUPPLY



**SENSOR-CRANKSHAFT POSITION (3.7L)**

SENSOR-CRANKSHAFT POSITION (3.7L) - BLACK 3 WAY

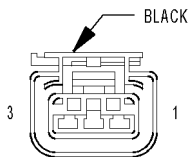
CAV	CIRCUIT	FUNCTION
1	K24 20VT/DG	CKP SIGNAL
2	K900 20DB/DG	SENSOR GROUND
3	F855 20PK/YL	5 VOLT SUPPLY



**SENSOR-CRANKSHAFT POSITION (4.7L)**

SENSOR-CRANKSHAFT POSITION (4.7L) - BLACK 3 WAY

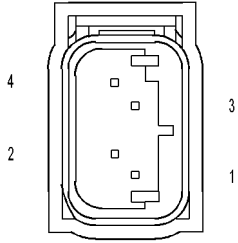
CAV	CIRCUIT	FUNCTION
1	K24 20VT/DG	CKP SIGNAL
2	K900 20DB/DG	SENSOR GROUND
3	F855 20PK/YL	5 VOLT SUPPLY



**SENSOR-CRANKSHAFT POSITION (5.7L)**

SENSOR-CRANKSHAFT POSITION (5.7L) - BLACK 3 WAY

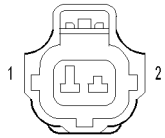
CAV	CIRCUIT	FUNCTION
1	F855 20PK/YL	5 VOLT SUPPLY
2	K900 20DB/DG	SENSOR GROUND
3	K24 20VT/DG	CKP SIGNAL



**SENSOR-DYNAMICS (ESP)**

SENSOR-DYNAMICS (ESP) - 4 WAY

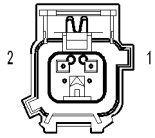
CAV	CIRCUIT	FUNCTION
1	Z608 20BK	GROUND
2	D264 20WT	DYNAMICS SENSOR LOW DATA LINK
3	D265 20WT/BK	DYNAMICS SENSOR HIGH DATA LINK
4	F500 20DG/PK	FUSED IGNITION SWITCH OUTPUT (RUN)



**SENSOR-ENGINE COOLANT TEMPERATURE (3.7L/4.7L)**

SENSOR-ENGINE COOLANT TEMPERATURE (3.7L/4.7L) - 2 WAY

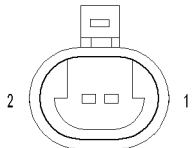
CAV	CIRCUIT	FUNCTION
1	K2 20LB/RD	ECT SIGNAL
2	K900 20DB/DG	SENSOR GROUND



**SENSOR-ENGINE COOLANT TEMPERATURE (5.7L)**

SENSOR-ENGINE COOLANT TEMPERATURE (5.7L) - 2 WAY

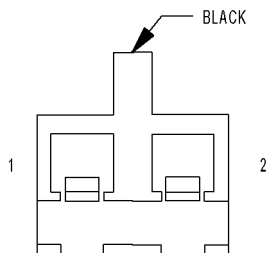
CAV	CIRCUIT	FUNCTION
1	K2 20LB/RD	ECT SIGNAL
2	K900 20DB/DG	SENSOR GROUND



**SENSOR-ENGINE OIL TEMPERATURE (5.7L)**

SENSOR-ENGINE OIL TEMPERATURE (5.7L) - 2 WAY

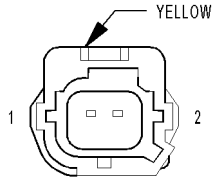
CAV	CIRCUIT	FUNCTION
1	G24 20VT/BR	OIL TEMPERATURE SENSOR SIGNAL
2	K900 20DB/DG	SENSOR GROUND



**SENSOR-EVAPORATOR TEMPERATURE**

SENSOR-EVAPORATOR TEMPERATURE - BLACK 2 WAY

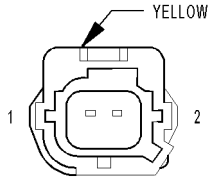
CAV	CIRCUIT	FUNCTION
1	C21 20DB/LG	EVAPORATOR TEMPERATURE SENSOR SIGNAL
2	C121 20DB/DG	SENSOR GROUND



**SENSOR-FRONT IMPACT-LEFT**

SENSOR-FRONT IMPACT-LEFT - YELLOW 2 WAY

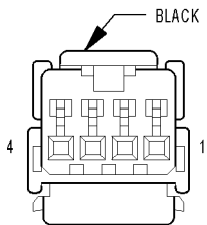
CAV	CIRCUIT	FUNCTION
1	R81 20LB/WT	LEFT FRONT IMPACT SENSOR GROUND
2	R79 20LB/VT	LEFT FRONT IMPACT SENSOR SIGNAL



**SENSOR-FRONT IMPACT-RIGHT**

SENSOR-FRONT IMPACT-RIGHT - YELLOW 2 WAY

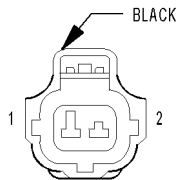
CAV	CIRCUIT	FUNCTION
1	R82 20WT/LB	RIGHT FRONT IMPACT SENSOR GROUND
2	R80 20VT/LB	RIGHT FRONT IMPACT SENSOR SIGNAL



**SENSOR-INFRARED**

SENSOR-INFRARED - BLACK 4 WAY

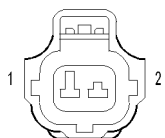
CAV	CIRCUIT	FUNCTION
1	F21 20PK/DG	FUSED IGNITION SWITCH OUTPUT (RUN-START)
2	-	-
3	C83 20DB/LG	INFRARED SENSOR SIGNAL
4	Z957 20BK	GROUND



**SENSOR-INPUT SPEED**

SENSOR-INPUT SPEED - BLACK 2 WAY

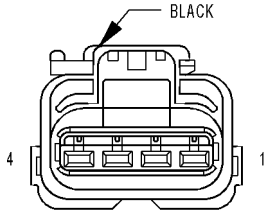
CAV	CIRCUIT	FUNCTION
1	T52 20VT/OR	INPUT SPEED SENSOR SIGNAL
2	T13 20DG/VT	SPEED SENSOR GROUND



**SENSOR-INTAKE AIR TEMPERATURE**

SENSOR-INTAKE AIR TEMPERATURE - 2 WAY

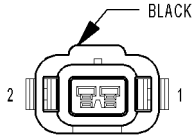
CAV	CIRCUIT	FUNCTION
1	K21 20BR/WT	IAT SIGNAL
2	K900 20DB/DG	SENSOR GROUND



**SENSOR-KNOCK  
(3.7L/4.7L)**

SENSOR-KNOCK (3.7L/4.7L) - BLACK 4 WAY

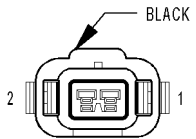
CAV	CIRCUIT	FUNCTION
1	K42 20DB/OR	KNOCK SENSOR NO. 1 SIGNAL
2	K942 20YL/DG	KNOCK SENSOR NO. 1 RETURN
3	K242 20DB/OR	KNOCK SENSOR NO. 2 SIGNAL
4	K924 20DG/RD	KNOCK SENSOR NO. 2 RETURN



**SENSOR-KNOCK NO. 1  
(5.7L)**

SENSOR-KNOCK NO. 1 (5.7L) - BLACK 2 WAY

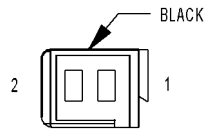
CAV	CIRCUIT	FUNCTION
1	K42 20DB/OR	KNOCK SENSOR NO. 1 SIGNAL
2	K942 20YL/DG	KNOCK SENSOR NO. 1 RETURN



**SENSOR-KNOCK NO. 2  
(5.7L)**

SENSOR-KNOCK NO. 2 (5.7L) - BLACK 2 WAY

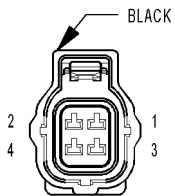
CAV	CIRCUIT	FUNCTION
1	K242 20DB/OR	KNOCK SENSOR NO. 2 SIGNAL
2	K924 20DG/RD	KNOCK SENSOR NO. 2 RETURN



**SENSOR-LIFTGATE PINCH-LEFT  
(POWER LIFTGATE)**

SENSOR-LIFTGATE PINCH-LEFT (POWER LIFTGATE) - 2 WAY

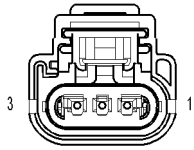
CAV	CIRCUIT	FUNCTION
1	Q75 20OR/LB	LEFT PINCH SENSOR SIGNAL
2	Q901 20OR/BR	LOGIC GROUND



**SENSOR-LINE PRESSURE  
(4.7L/5.7L)**

SENSOR-LINE PRESSURE (4.7L/5.7L) - BLACK 4 WAY

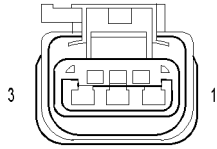
CAV	CIRCUIT	FUNCTION
1	K900 20DB/DG	SENSOR GROUND
2	F856 20YL/PK	5 VOLT SUPPLY
3	T38 20YL/BR	LINE PRESSURE SENSOR SIGNAL
4	-	-



**SENSOR-MAP**

SENSOR-MAP - 3 WAY

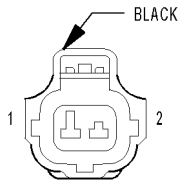
CAV	CIRCUIT	FUNCTION
1	K1 20VT/BR	MAP SIGNAL
2	K900 20DB/DG	SENSOR GROUND
3	F856 20YL/PK	5 VOLT SUPPLY



**SENSOR-OIL PRESSURE**

SENSOR-OIL PRESSURE

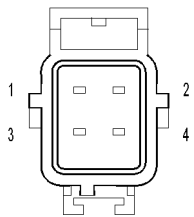
CAV	CIRCUIT	FUNCTION
1	F855 20PK/YL	5 VOLT SUPPLY
2	G6 18VT/GY	ENGINE OIL PRESSURE SIGNAL
3	K900 20DB/DG	SENSOR GROUND



**SENSOR-OUTPUT SPEED**

SENSOR-OUTPUT SPEED - BLACK 2 WAY

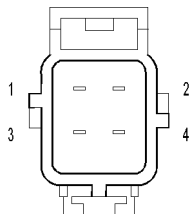
CAV	CIRCUIT	FUNCTION
1	T14 20DG/BR	OUTPUT SPEED SENSOR SIGNAL
2	T13 20DG/VT	SPEED SENSOR GROUND



**SENSOR-OXYGEN-LEFT FRONT (3.7L/5.7L)**

SENSOR-OXYGEN-LEFT FRONT (3.7L/5.7L) - 4 WAY

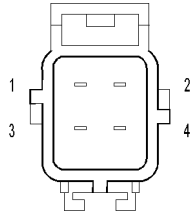
CAV	CIRCUIT	FUNCTION
1	K99 20LB/WT	O2 1/1 HEATER CONTROL
2	Z43 20BK/LB	GROUND
3	K902 20BR/DG	O2 RETURN (UPSTREAM)
4	K41 20DB/LB	O2 1/1 SIGNAL



**SENSOR-OXYGEN-LEFT FRONT (4.7L)**

SENSOR-OXYGEN-LEFT FRONT (4.7L) - 4 WAY

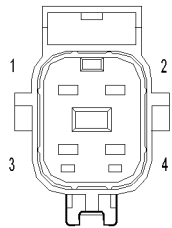
CAV	CIRCUIT	FUNCTION
1	K99 20LB/WT	O2 1/1 HEATER CONTROL
2	Z43 20BK/LB	GROUND
3	K902 20BR/DG	O2 RETURN (UPSTREAM)
4	K41 20DB/LB	O2 1/1 SIGNAL



**SENSOR-OXYGEN-LEFT REAR (3.7L)**

SENSOR-OXYGEN-LEFT REAR (3.7L) - 4 WAY

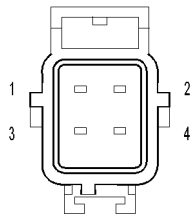
CAV	CIRCUIT	FUNCTION
1	K299 20DG/RD	O2 1/2 HEATER CONTROL
2	Z42 20BK/LG	GROUND
3	K904 20DB/DG	O2 RETURN (DOWNSTREAM)
4	K141 20VT/DG	O2 1/2 SIGNAL



**SENSOR-OXYGEN-LEFT REAR (4.7L/5.7L)**

SENSOR-OXYGEN-LEFT REAR (4.7L/5.7L) - 4 WAY

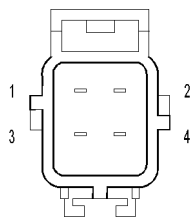
CAV	CIRCUIT	FUNCTION
1	K299 20DG/RD	O2 1/2 HEATER CONTROL
2	Z42 20BK/LG	GROUND
3	K904 20DB/DG	O2 RETURN (DOWNSTREAM)
4	K141 20VT/DG	O2 1/2 SIGNAL



**SENSOR-OXYGEN-RIGHT FRONT (3.7L/5.7L)**

SENSOR-OXYGEN-RIGHT FRONT (3.7L/5.7L) - 4 WAY

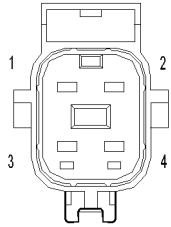
CAV	CIRCUIT	FUNCTION
1	K199 20GY/LB	O2 2/1 HEATER CONTROL
2	Z934 20BK	GROUND
3	K902 20BR/DG	O2 RETURN (UPSTREAM)
4	K43 20DB/LG	O2 2/1 SIGNAL



**SENSOR-OXYGEN-RIGHT FRONT (4.7L)**

SENSOR-OXYGEN-RIGHT FRONT (4.7L) - 4 WAY

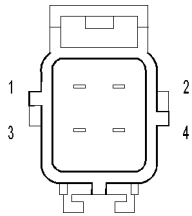
CAV	CIRCUIT	FUNCTION
1	K199 20GY/LB	O2 2/1 HEATER CONTROL
2	Z934 20BK	GROUND
3	K902 20BR/DG	O2 RETURN (UPSTREAM)
4	K43 20DB/LG	O2 2/1 SIGNAL



**SENSOR-OXYGEN-RIGHT REAR (3.7L/5.7L)**

SENSOR-OXYGEN-RIGHT REAR (3.7L/5.7L) - 4 WAY

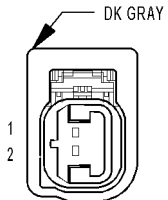
CAV	CIRCUIT	FUNCTION
1	K399 20TN/WT	O2 2/2 HEATER CONTROL
2	Z992 20BK	GROUND
3	K904 20DB/DG	O2 RETURN (DOWNSTREAM)
4	K243 20BR	O2 2/2 SIGNAL



**SENSOR-OXYGEN-RIGHT REAR (4.7L)**

SENSOR-OXYGEN-RIGHT REAR (4.7L) - 4 WAY

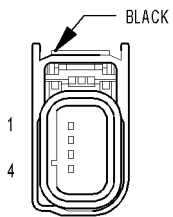
CAV	CIRCUIT	FUNCTION
1	K399 20TN/WT	O2 2/2 HEATER CONTROL
2	Z992 20BK	GROUND
3	K904 20DB/DG	O2 RETURN (DOWNSTREAM)
4	K243 20BR	O2 2/2 SIGNAL



**SENSOR-SEAT TRACK POSITION-DRIVER**

SENSOR-SEAT TRACK POSITION-DRIVER - DK GRAY 2 WAY

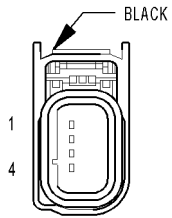
CAV	CIRCUIT	FUNCTION
1	R261 20LB/WT	DRIVER SEAT POSITION SENSOR DATA
2	R263 20LB/VT	DRIVER SEAT POSITION SENSOR VOLTAGE



**SENSOR-SEAT WEIGHT-LEFT FRONT**

SENSOR-SEAT WEIGHT-LEFT FRONT - BLACK 4 WAY

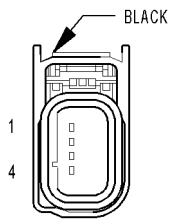
CAV	CIRCUIT	FUNCTION
1	R701 20LG	SEAT WEIGHT SENSOR 5 VOLTS
2	R728 20LB/YL	SEAT WEIGHT SENSOR GROUND
3	-	-
4	R717 20LG/DG	SEAT WEIGHT LEFT FRONT SENSOR SIGNAL



**SENSOR-  
SEAT  
WEIGHT-  
LEFT  
REAR**

SENSOR-SEAT WEIGHT-LEFT REAR - BLACK 4 WAY

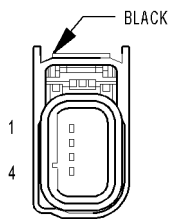
CAV	CIRCUIT	FUNCTION
1	R701 20LG	SEAT WEIGHT SENSOR 5 VOLTS
2	R728 20LB/YL	SEAT WEIGHT SENSOR GROUND
3	-	-
4	R705 20LG/OR	SEAT WEIGHT LEFT REAR SENSOR SIGNAL



**SENSOR-  
SEAT  
WEIGHT-  
RIGHT  
FRONT**

SENSOR-SEAT WEIGHT-RIGHT FRONT - BLACK 4 WAY

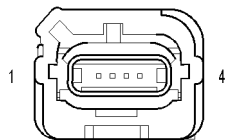
CAV	CIRCUIT	FUNCTION
1	R701 20LG	SEAT WEIGHT SENSOR 5 VOLTS
2	R728 20LB/YL	SEAT WEIGHT SENSOR GROUND
3	-	-
4	R718 20LB/DG	SEAT WEIGHT RIGHT FRONT SENSOR SIGNAL



**SENSOR-  
SEAT  
WEIGHT-  
RIGHT  
REAR**

SENSOR-SEAT WEIGHT-RIGHT REAR - BLACK 4 WAY

CAV	CIRCUIT	FUNCTION
1	R701 20LG	SEAT WEIGHT SENSOR 5 VOLTS
2	R728 20LB/YL	SEAT WEIGHT SENSOR GROUND
3	-	-
4	R706 20LB/OR	SEAT WEIGHT RIGHT REAR SENSOR SIGNAL

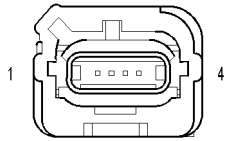


**SENSOR-  
SIDE  
IMPACT-  
LEFT 1**

SENSOR-SIDE IMPACT-LEFT 1 - 4 WAY

CAV	CIRCUIT	FUNCTION
1	R13 20LG/BR	LEFT SIDE IMPACT SENSOR 1 SIGNAL
2	R15 20BR/GY	LEFT SIDE IMPACT SENSOR 1 GROUND
3	R19 20LG/WT	LEFT SIDE IMPACT SENSOR 2 GROUND
4	R17 20LG	LEFT SIDE IMPACT SENSOR 2 SIGNAL

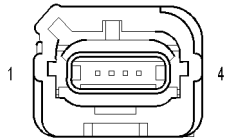




**SENSOR-SIDE  
IMPACT-  
LEFT 2**

SENSOR-SIDE IMPACT-LEFT 2 - 4 WAY

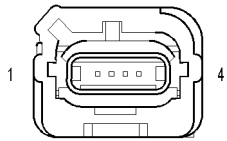
CAV	CIRCUIT	FUNCTION
1	R17 20LG	LEFT SIDE IMPACT SENSOR 2 SIGNAL
2	R19 20LG/WT	LEFT SIDE IMPACT SENSOR 2 GROUND
3	R23 20LB/DB	LEFT SIDE IMPACT SENSOR 3 GROUND
4	R21 20LB/WT	LEFT SIDE IMPACT SENSOR 3 SIGNAL



**SENSOR-SIDE  
IMPACT-  
LEFT 3**

SENSOR-SIDE IMPACT-LEFT 3 - 4 WAY

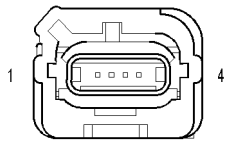
CAV	CIRCUIT	FUNCTION
1	R21 20LB/WT	LEFT SIDE IMPACT SENSOR 3 SIGNAL
2	R23 20LB/DB	LEFT SIDE IMPACT SENSOR 3 GROUND
3	-	-
4	-	-



**SENSOR-SIDE  
IMPACT-  
RIGHT 1**

SENSOR-SIDE IMPACT-RIGHT 1 - 4 WAY

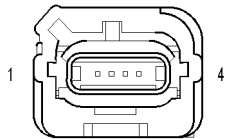
CAV	CIRCUIT	FUNCTION
1	R14 20TN/LG	RIGHT SIDE IMPACT SENSOR 1 SIGNAL
2	R16 20BR/LG	RIGHT SIDE IMPACT SENSOR 1 GROUND
3	R20 20WT/LG	RIGHT SIDE IMPACT SENSOR 2 GROUND
4	R18 20LB	RIGHT SIDE IMPACT SENSOR 2 SIGNAL



**SENSOR-SIDE  
IMPACT-  
RIGHT 2**

SENSOR-SIDE IMPACT-RIGHT 2 - 4 WAY

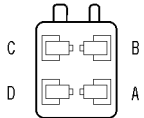
CAV	CIRCUIT	FUNCTION
1	R18 20LB	RIGHT SIDE IMPACT SENSOR 2 SIGNAL
2	R20 20WT/LG	RIGHT SIDE IMPACT SENSOR 2 GROUND
3	R24 20YL/LB	RIGHT SIDE IMPACT SENSOR 3 GROUND
4	R22 20WT/LB	RIGHT SIDE IMPACT SENSOR 3 SIGNAL



**SENSOR-SIDE  
IMPACT-  
RIGHT 3**

SENSOR-SIDE IMPACT-RIGHT 3 - 4 WAY

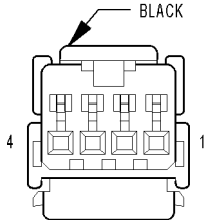
CAV	CIRCUIT	FUNCTION
1	R22 20WT/LB	RIGHT SIDE IMPACT SENSOR 3 SIGNAL
2	R24 20YL/LB	RIGHT SIDE IMPACT SENSOR 3 GROUND
3	-	-
4	-	-



**SENSOR-STEERING ANGLE**

SENSOR-STEERING ANGLE - 4 WAY

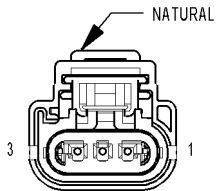
CAV	CIRCUIT	FUNCTION
A	D65 20YL/RD	CAN C BUS (+)
B	Z455 20BK/LB	GROUND
C	D64 20WT/LB	CAN C BUS (-)
D	F500 20DG/PK	FUSED IGNITION SWITCH OUTPUT (RUN)



**SENSOR-SUN**

SENSOR-SUN - BLACK 4 WAY

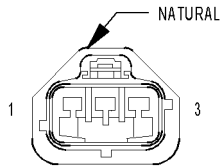
CAV	CIRCUIT	FUNCTION
1	-	-
2	-	-
3	G939 20VT/DB	SUN SENSOR RETURN
4	G39 20VT/OR	SUN SENSOR SIGNAL



**SENSOR-THROTTLE POSITION (3.7L)**

SENSOR-THROTTLE POSITION (3.7L) - NATURAL 3 WAY

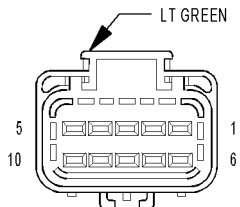
CAV	CIRCUIT	FUNCTION
1	F855 20PK/YL	5 VOLT SUPPLY
2	K900 20DB/DG	SENSOR GROUND
3	K22 20YL/DG	TP NO. 1 SIGNAL



**SENSOR-THROTTLE POSITION (4.7L)**

SENSOR-THROTTLE POSITION (4.7L) - NATURAL 3 WAY

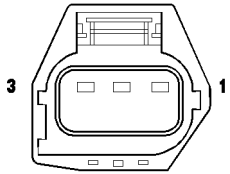
CAV	CIRCUIT	FUNCTION
1	F855 20PK/YL	5 VOLT SUPPLY
2	K22 20YL/DG	TP NO. 1 SIGNAL
3	K900 20DB/DG	SENSOR GROUND



**SENSOR-TRANSMISSION RANGE (3.7L)**

SENSOR-TRANSMISSION RANGE (3.7L) - LT GREEN 10 WAY

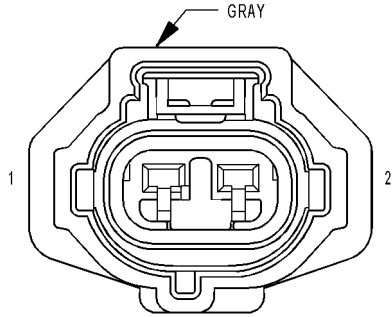
CAV	CIRCUIT	FUNCTION
1	-	-
2	-	-
3	K900 20DB/DG	SENSOR GROUND
4	T54 20BR/RD	TRANSMISSION TEMPERATURE SENSOR SIGNAL
5	-	-
6	-	-
7	T1 20BR/DB	TRS T1 SENSE
8	T3 20DG/DB	TRS T3 SENSE
9	T42 20DG/YL	TRS T42 SENSE
10	T41 20YL/DB	TRS (T41) SENSE (P/N SENSE)



**SENSOR-VACUUM PRESSURE (ESP)**

SENSOR-VACUUM PRESSURE (ESP) - 3 WAY

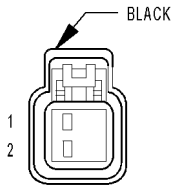
CAV	CIRCUIT	FUNCTION
1	B32 20DG/BK	VACUUM PRESSURE SENSOR SIGNAL
2	B33 20DG/BR	VACUUM PRESSURE SENSOR RETURN
3	B31 20DG	VACUUM PRESSURE SENSOR SUPPLY



**SENSOR-WASHER FLUID LEVEL-FRONT REAR**

SENSOR-WASHER FLUID LEVEL-FRONT REAR - GRAY 2 WAY

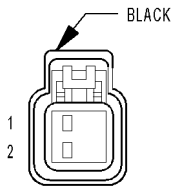
CAV	CIRCUIT	FUNCTION
1	G180 20VT/YL	FCM SENSOR RETURN
2	W1 20BR/TN	FRONT WASHER PUMP MOTOR CONTROL



**SENSOR-WHEEL SPEED-ABS-LEFT FRONT**

SENSOR-WHEEL SPEED-ABS-LEFT FRONT - BLACK 2 WAY

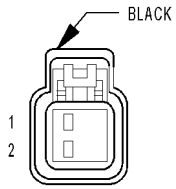
CAV	CIRCUIT	FUNCTION
1	B9 20DG/LG	LEFT FRONT WHEEL SPEED SENSOR (+)
2	B8 20DG/TN	LEFT FRONT WHEEL SPEED SENSOR (-)



**SENSOR-WHEEL SPEED-ABS-LEFT REAR**

SENSOR-WHEEL SPEED-ABS-LEFT REAR - BLACK 2 WAY

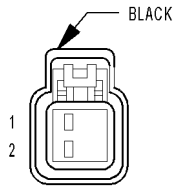
CAV	CIRCUIT	FUNCTION
1	B4 18LG/GY	LEFT REAR WHEEL SPEED SENSOR (+)
2	B3 18DG/YL	LEFT REAR WHEEL SPEED SENSOR (-)



**SENSOR-  
WHEEL  
SPEED-ABS-  
RIGHT  
FRONT**

SENSOR-WHEEL SPEED-ABS-RIGHT FRONT - BLACK 2 WAY

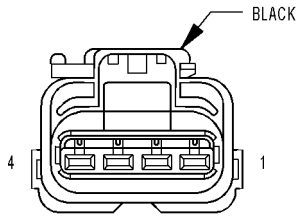
CAV	CIRCUIT	FUNCTION
1	B7 20DG/VT	RIGHT FRONT WHEEL SPEED SENSOR (+)
2	B6 20DG/WT	RIGHT FRONT WHEEL SPEED SENSOR (-)



**SENSOR-  
WHEEL  
SPEED-ABS-  
RIGHT  
REAR**

SENSOR-WHEEL SPEED-ABS-RIGHT REAR - BLACK 2 WAY

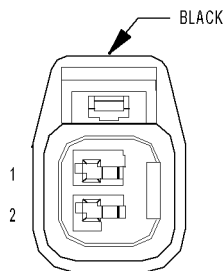
CAV	CIRCUIT	FUNCTION
1	B2 18DG/LB	RIGHT REAR WHEEL SPEED SENSOR (+)
2	B1 18DG/DB	RIGHT REAR WHEEL SPEED SENSOR (-)



**SERVO-  
SPEED  
CONTROL**

SERVO-SPEED CONTROL - BLACK 4 WAY

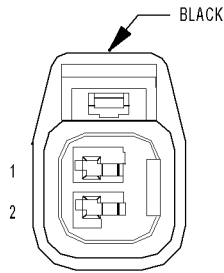
CAV	CIRCUIT	FUNCTION
1	V36 20VT/YL	S/C VACUUM SOL CONTROL
2	V35 20VT/OR	S/C VENT SOL CONTROL
3	V30 20VT/WT	S/C BRAKE SWITCH OUTPUT
4	Z155 20BK/LG	GROUND



**SOLENOID-  
MULTI DISPLACEMENT  
SYSTEM CYL 1  
(5.7L MDS)**

SOLENOID-MULTI DISPLACEMENT SYSTEM CYL 1 (5.7L MDS) - BLACK 2 WAY

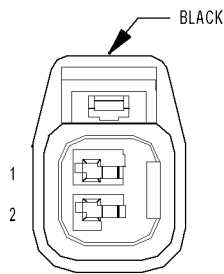
CAV	CIRCUIT	FUNCTION
1	K451 20BR/WT	MDS SOL CONTROL NO. 1
2	Z904 20BK/BR	GROUND



**SOLENOID-  
MULTI DISPLACEMENT  
SYSTEM CYL 4  
(5.7L MDS)**

SOLENOID-MULTI DISPLACEMENT SYSTEM CYL 4 (5.7L MDS) - BLACK 2 WAY

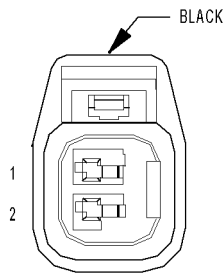
CAV	CIRCUIT	FUNCTION
1	K452 20BR/LB	MDS SOL CONTROL NO. 4
2	Z904 20BK/BR	GROUND



**SOLENOID-  
MULTI DISPLACEMENT  
SYSTEM CYL 6  
(5.7L MDS)**

SOLENOID-MULTI DISPLACEMENT SYSTEM CYL 6 (5.7L MDS) - BLACK 2 WAY

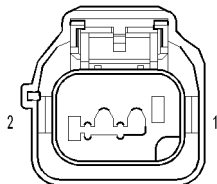
CAV	CIRCUIT	FUNCTION
1	K453 20BR/DG	MDS SOL CONTROL NO. 6
2	Z904 20BK/BR	GROUND



**SOLENOID-  
MULTI DISPLACEMENT  
SYSTEM CYL 7  
(5.7L MDS)**

SOLENOID-MULTI DISPLACEMENT SYSTEM CYL 7 (5.7L MDS) - BLACK 2 WAY

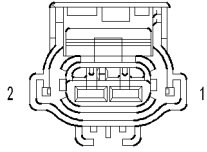
CAV	CIRCUIT	FUNCTION
1	K454 20BR/OR	MDS SOL CONTROL NO. 7
2	Z904 20BK/BR	GROUND



**SOLENOID-  
BRAKE TRANSMISSION  
SHIFT INTERLOCK**

SOLENOID-BRAKE TRANSMISSION SHIFT INTERLOCK - 2 WAY

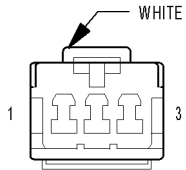
CAV	CIRCUIT	FUNCTION
1	B30 20DG/OR	BTSI SOLENOID CONTROL
2	Z101 20BK/VT	GROUND



**SOLENOID-  
EVAP/  
PURGE**

SOLENOID-EVAP/PURGE - 2 WAY

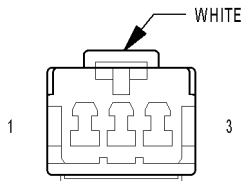
CAV	CIRCUIT	FUNCTION
1	K70 20DB/BR	EVAP PURGE SOL CONTROL
2	K52 20DB/WT	EVAP PURGE SOL SIGNAL



**SPEAKER-  
LEFT  
FRONT  
DOOR**

SPEAKER-LEFT FRONT DOOR - WHITE 3 WAY

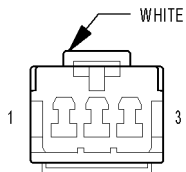
CAV	CIRCUIT	FUNCTION
1	X53 20DG (EXCEPT PREMIUM)	LEFT FRONT SPEAKER (+)
1	X201 18GY/VT (PREMIUM)	AMPLIFIED LEFT FRONT DOOR SPEAKER (+)
2	-	-
3	X55 20DG/BR (EXCEPT PREMIUM)	LEFT FRONT SPEAKER (-)
3	X291 18GY/YL (PREMIUM)	AMPLIFIED LEFT FRONT DOOR SPEAKER (-)



**SPEAKER-  
LEFT  
REAR  
DOOR**

SPEAKER-LEFT REAR DOOR - WHITE 3 WAY

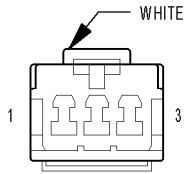
CAV	CIRCUIT	FUNCTION
1	X51 18DG/DB (EXCEPT PREMIUM)	RADIO-LEFT AUDIO (+)
1	X205 18LG/PK (PREMIUM)	AMPLIFIED LEFT REAR DOOR SPEAKER (+)
2	-	-
3	X57 18DG/OR (EXCEPT PREMIUM)	RADIO-LEFT AUDIO (-)
3	X295 18GY/DG (PREMIUM)	AMPLIFIED LEFT REAR DOOR SPEAKER (-)



**SPEAKER-  
RIGHT  
FRONT  
DOOR**

SPEAKER-RIGHT FRONT DOOR - WHITE 3 WAY

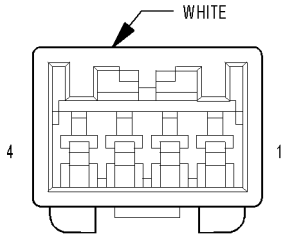
CAV	CIRCUIT	FUNCTION
1	X54 18GY (EXCEPT PREMIUM)	RIGHT FRONT SPEAKER (+)
1	X202 20DG/VT (PREMIUM)	AMPLIFIED RIGHT FRONT DOOR SPEAKER (+)
2	-	-
3	X56 18GY/BR (EXCEPT PREMIUM)	RIGHT FRONT SPEAKER (-)
3	X292 20DG/YL (PREMIUM)	AMPLIFIED RIGHT FRONT DOOR SPEAKER (-)



**SPEAKER-  
RIGHT  
REAR  
DOOR**

SPEAKER-RIGHT REAR DOOR - WHITE 3 WAY

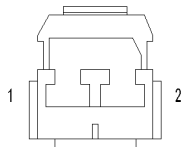
CAV	CIRCUIT	FUNCTION
1	X52 18GY/DB (EXCEPT PREMIUM)	RADIO-RIGHT AUDIO (+)
1	X206 18DG/LG (PREMIUM)	AMPLIFIED RIGHT REAR DOOR SPEAKER (+)
2	-	-
3	X58 18GY/OR (EXCEPT PREMIUM)	RADIO-RIGHT AUDIO (-)
3	X296 18LG/GY (PREMIUM)	AMPLIFIED RIGHT REAR DOOR SPEAKER (-)



**SPEAKER-  
SUBWOOFER  
(PREMIUM)**

SPEAKER-SUBWOOFER (PREMIUM) - WHITE 4 WAY

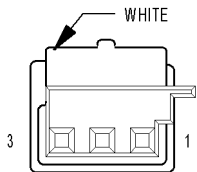
CAV	CIRCUIT	FUNCTION
1	X300 18GY/BR	AMPLIFIED SUBWOOFER 1 (+)
2	X390 18DG/BR	AMPLIFIED SUBWOOFER 1 (-)
3	X301 18GY/WT	AMPLIFIED SUBWOOFER 2 (+)
4	X391 18DG/WT	AMPLIFIED SUBWOOFER 2 (-)



**SPEAKER-  
TWEETER-  
LEFT  
FRONT  
(PREMIUM)**

SPEAKER-TWEETER-LEFT FRONT (PREMIUM) - 2 WAY

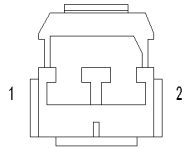
CAV	CIRCUIT	FUNCTION
1	X209 20GY/OR	AMPLIFIED LEFT I/P SPEAKER (+)
2	X299 20GY/YL	AMPLIFIED LEFT I/P SPEAKER (-)



**SPEAKER-  
TWEETER-  
LEFT  
REAR  
(PREMIUM)**

SPEAKER-TWEETER-LEFT REAR (PREMIUM) - WHITE 3 WAY

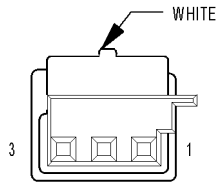
CAV	CIRCUIT	FUNCTION
1	X205 18LG/PK	AMPLIFIED LEFT REAR DOOR SPEAKER (+)
2	-	-
3	X295 18GY/DG	AMPLIFIED LEFT REAR DOOR SPEAKER (-)



**SPEAKER-TWEETER-RIGHT FRONT (PREMIUM)**

SPEAKER-TWEETER-RIGHT FRONT (PREMIUM) - 2 WAY

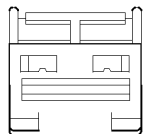
CAV	CIRCUIT	FUNCTION
1	X208 20GY/DG	AMPLIFIED RIGHT I/P SPEAKER (+)
2	X298 20GY/LG	AMPLIFIED RIGHT I/P SPEAKER (-)



**SPEAKER-TWEETER-RIGHT REAR (PREMIUM)**

SPEAKER-TWEETER-RIGHT REAR (PREMIUM) - WHITE 3 WAY

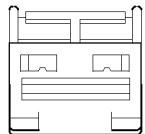
CAV	CIRCUIT	FUNCTION
1	X206 18DG/LG	AMPLIFIED RIGHT REAR DOOR SPEAKER (+)
2	-	-
3	X296 18LG/GY	AMPLIFIED RIGHT REAR DOOR SPEAKER (-)



**STARTER (3.7L)**

STARTER (3.7L) - 1 WAY

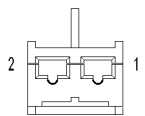
CAV	CIRCUIT	FUNCTION
A1	A1 04RD	B(+)



**STARTER (4.7L/5.7L)**

STARTER (4.7L/5.7L) - 1 WAY

CAV	CIRCUIT	FUNCTION
A1	A1 06RD	B(+)

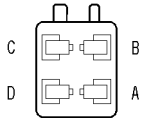


**SWITCH AND LAMP-GLOVE BOX**

SWITCH AND LAMP-GLOVE BOX - 2 WAY

CAV	CIRCUIT	FUNCTION
1	M28 20YL/TN	GLOVE BOX LAMP DRIVER
2	Z328 20BK/TN	GROUND

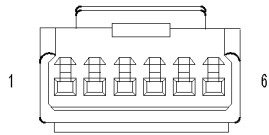




**SWITCH-  
LIFTGATE  
RELEASE PLG**

SWITCH-LIFTGATE RELEASE PLG - 4 WAY

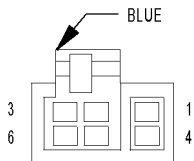
CAV	CIRCUIT	FUNCTION
A	-	-
B	G25 20VT/TN	LIFTGATE SWITCH SENSE
C	Z957 20BK	GROUND
D	-	-



**SWITCH-  
SUNROOF/  
LIFTGATE PLG**

SWITCH-SUNROOF/LIFTGATE PLG - 6 WAY

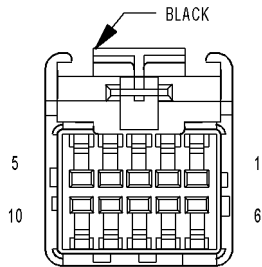
CAV	CIRCUIT	FUNCTION
1	Q4 200R/YL	SUNROOF VENT
2	Z957 20BK	GROUND
3	Q3 200R/TN	SUNROOF OPEN
4	Q5 200R/LB	SUNROOF CLOSE
5	Z957 20BK	GROUND
6	G25 20VT/TN	LIFTGATE SWITCH SENSE



**SWITCH-  
ADJUSTABLE  
PEDALS**

SWITCH-ADJUSTABLE PEDALS - BLUE 6 WAY

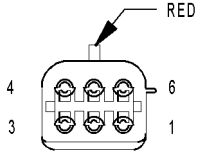
CAV	CIRCUIT	FUNCTION
1	P205 18LG/DB (EXCEPT MEMORY)	ADJUSTABLE PEDALS MOTOR FORWARD
1	Q100 200R/WT (MEMORY)	ADJUSTABLE PEDALS SWITCH REARWARD
2	A85 18RD/LB (EXCEPT MEMORY)	ADJUSTABLE PEDALS RELAY OUTPUT
2	Z146 20BK/LB (MEMORY)	GROUND
3	-	-
4	Z146 20BK/LB (EXCEPT MEMORY)	GROUND
5	-	-
6	P206 18LG/TN (EXCEPT MEMORY)	ADJUSTABLE PEDALS MOTOR REARWARD
6	Q900 200R/BK (MEMORY)	ADJUSTABLE PEDALS MOTOR FORWARD



**SWITCH-  
HEADLAMP**

SWITCH-HEADLAMP - BLACK 10 WAY

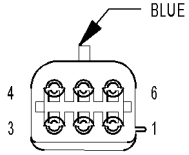
CAV	CIRCUIT	FUNCTION
1	L307 20PK/RD	HEADLAMP SWITCH MUX
2	E2 200R/BR	PANEL LAMPS DRIVER
3	L900 20WT/YL	HEADLAMP SWITCH MUX RETURN
4	E19 200R/BR	PANEL LAMPS DRIVER-HEADLAMP SWITCH
5	Z942 20BK	GROUND
6	-	-
7	-	-
8	-	-
9	-	-
10	-	-



**SWITCH-HEATED SEAT-DRIVER**

SWITCH-HEATED SEAT-DRIVER - RED 6 WAY

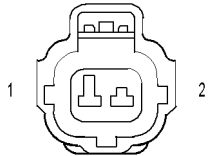
CAV	CIRCUIT	FUNCTION
1	P81 20TN/OR	DRIVER HEATED SEAT LOW INDICATOR DRIVER
2	E33 20OR	PANEL LAMPS DRIVER-CENTER BEZEL/HEATED SEAT SWITCHES
3	Z968 20BK	GROUND
4	F21 20PK/DG	FUSED IGNITION SWITCH OUTPUT (RUN-START)
5	P83 20TN/WT	DRIVER HEATED SEAT HIGH INDICATOR DRIVER
6	P7 20LG/YL	DRIVER HEATED SEAT SWITCH MUX



**SWITCH-HEATED SEAT-PASSENGER**

SWITCH-HEATED SEAT-PASSENGER - BLUE 6 WAY

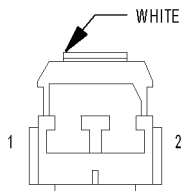
CAV	CIRCUIT	FUNCTION
1	P82 20TN/LB	PASSENGER HEATED SEAT LOW INDICATOR DRIVER
2	E33 20OR	PANEL LAMPS DRIVER-CENTER BEZEL/HEATED SEAT SWITCHES
3	Z978 20BK	GROUND
4	F21 20PK/DG	FUSED IGNITION SWITCH OUTPUT (RUN-START)
5	P84 20TN/DG	PASSENGER HEATED SEAT HIGH INDICATOR DRIVER
6	P8 20LG/DG	PASSENGER HEATED SEAT SWITCH MUX



**SWITCH-HOOD AJAR**

SWITCH-HOOD AJAR - 2 WAY

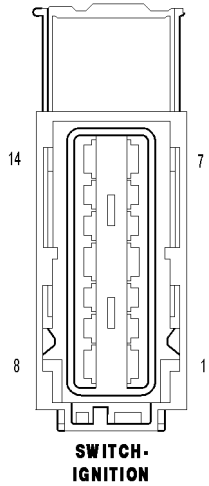
CAV	CIRCUIT	FUNCTION
1	G70 20VT/LB	HOOD AJAR SWITCH SENSE
2	Z926 20BK	GROUND



**SWITCH-HORN**

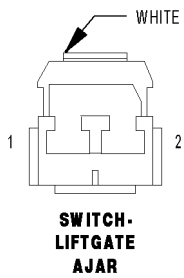
SWITCH-HORN - WHITE 2 WAY

CAV	CIRCUIT	FUNCTION
1	X3 20DG/VT	HORN SWITCH SENSE
2	-	-



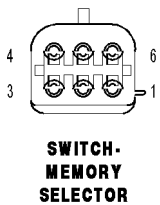
SWITCH-IGNITION - BLACK 14 WAY

CAV	CIRCUIT	FUNCTION
1	G121 18VT	IGNITION SWITCH OUTPUT RUN SENSE
1	G121 20VT	IGNITION SWITCH OUTPUT RUN SENSE
2	F901 14PK	IGNITION SWITCH OUTPUT (OFF-RUN-START)
3	F941 14PK/LG	IGNITION SWITCH OUTPUT (RUN-START)
4	A923 14RD/OR	FUSED B(+)
5	G15 20VT/TN	KEY-IN IGNITION SWITCH SENSE
6	Z943 20BK	GROUND
7	A917 12RD/BR	FUSED B(+)
8	Z932 20BK	GROUND
8	Z932 18BK	GROUND
9	F984 14PK/TN	IGNITION SWITCH OUTPUT (RUN-ACC)
10	F983 16PK/VT	IGNITION SWITCH OUTPUT (RUN-ACC)
11	A904 14RD/GY	FUSED B(+)
12	A953 16RD/YL	FUSED B(+)
13	F961 14PK/LB	IGNITION SWITCH OUTPUT (START)
14	F921 12PK/YL	IGNITION SWITCH OUTPUT (RUN)



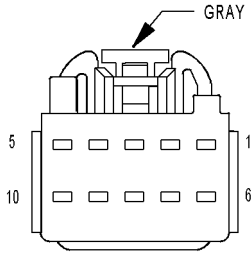
SWITCH-LIFTGATE AJAR - WHITE 2 WAY

CAV	CIRCUIT	FUNCTION
1	Z922 20BK/PK	GROUND
2	G78 20VT/OR	LIFTGATE AJAR SWITCH SENSE



SWITCH-MEMORY SELECTOR - 6 WAY

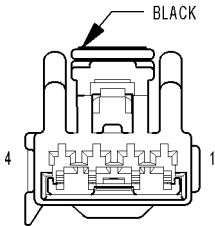
CAV	CIRCUIT	FUNCTION
1	-	-
2	-	-
3	-	-
4	-	-
5	P339 20LG/DB	MEMORY SELECT SWITCH MUX
6	G920 20VT/YL	MEMORY SELECT SWITCH RETURN



**SWITCH-MIRROR**

SWITCH-MIRROR - GRAY 10 WAY

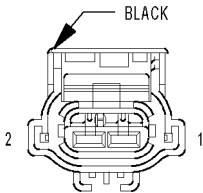
CAV	CIRCUIT	FUNCTION
1	-	-
2	-	-
3	P76 20TN/LB (EXCEPT MEMORY)	MIRROR COMMON DRIVER
3	P710 20LG (MEMORY)	MIRROR COMMON SWITCH SENSE
4	Z13 20BK/WT (EXCEPT MEMORY)	GROUND
4	P950 20DB/RD (MEMORY)	MIRROR SWITCH RETURN
5	A215 20RD/LG (EXCEPT MEMORY)	FUSED B(+)
5	P550 20DB/WT (MEMORY)	MIRROR SWITCH SUPPLY
6	P72 20TN/GY (EXCEPT MEMORY)	PASSENGER MIRROR VERTICAL DRIVER
6	P706 20LG/GY (MEMORY)	MIRROR VERTICAL UP SWITCH SENSE
7	P71 20DB (EXCEPT MEMORY)	DRIVER MIRROR VERTICAL DRIVER
7	P705 20LG/OR (MEMORY)	MIRROR VERTICAL DOWN SWITCH SENSE
8	P74 20TN/OR (EXCEPT MEMORY)	PASSENGER MIRROR HORIZONTAL DRIVER
8	P704 20LG/TN (MEMORY)	MIRROR HORIZONTAL RIGHT SWITCH SENSE
9	P75 20RD (EXCEPT MEMORY)	DRIVER MIRROR HORIZONTAL DRIVER
9	P703 20DB/LG (MEMORY)	MIRROR HORIZONTAL LEFT SWITCH SENSE
10	-	-



**SWITCH-MULTIFUNCTION**

SWITCH-MULTIFUNCTION - BLACK 4 WAY

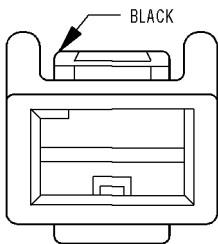
CAV	CIRCUIT	FUNCTION
1	G194 20VT/RD	HIGH BEAM/FRONT WASHER SWITCH MUX
2	G902 20VT/BR	SWITCH MUX RETURN
2	G902 20VT/OR (4WD)	SWITCH MUX RETURN
3	L12 20WT/DB	TURN SIGNAL INPUT MUX
4	W52 20BR/YL	FRONT WIPER SWITCH MUX



**SWITCH-OIL PRESSURE**

SWITCH-OIL PRESSURE - BLACK 2 WAY

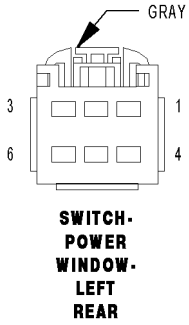
CAV	CIRCUIT	FUNCTION
1	G6 18VT/GY	ENGINE OIL PRESSURE SIGNAL
2	-	-



**SWITCH-PARKING BRAKE**

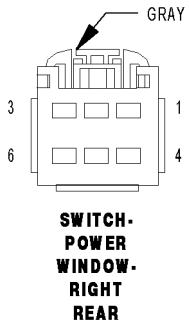
SWITCH-PARKING BRAKE - BLACK 1 WAY

CAV	CIRCUIT	FUNCTION
1	B25 20DG/WT	PARK BRAKE SWITCH SENSE



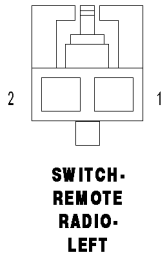
SWITCH-POWER WINDOW-LEFT REAR - GRAY 6 WAY

CAV	CIRCUIT	FUNCTION
1	Q611 14DB/PK	LEFT REAR WINDOW DRIVER (DOWN)
2	Q211 14TN/LB	DRIVER REAR WINDOW DRIVER (DOWN)
3	Q111 14TN/YL	DRIVER REAR WINDOW DRIVER (UP)
4	Q411 14DB/LG	LEFT REAR WINDOW DRIVER (UP)
5	-	-
6	Q15 14OR/LB	POWER WINDOW SWITCH FEED



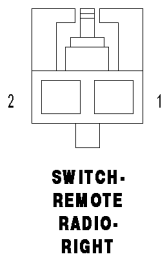
SWITCH-POWER WINDOW-RIGHT REAR - GRAY 6 WAY

CAV	CIRCUIT	FUNCTION
1	Q612 14DB/OR	RIGHT REAR WINDOW DRIVER (DOWN)
2	Q212 14TN/DG	PASSENGER REAR WINDOW DRIVER (DOWN)
3	Q112 14VT/TN	PASSENGER REAR WINDOW DRIVER (UP)
4	Q412 14TN/WT	RIGHT REAR WINDOW DRIVER (UP)
5	-	-
6	Q15 14OR/LB	POWER WINDOW SWITCH FEED



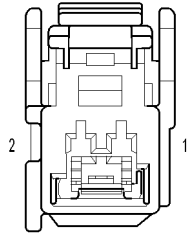
SWITCH-REMOTE RADIO-LEFT - 2 WAY

CAV	CIRCUIT	FUNCTION
1	X20 22GY/WT	RADIO CONTROL MUX
2	G902 22VT/BR	SWITCH MUX RETURN



SWITCH-REMOTE RADIO-RIGHT - 2 WAY

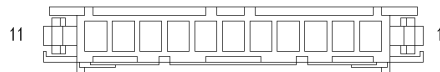
CAV	CIRCUIT	FUNCTION
1	X20 22GY/WT	RADIO CONTROL MUX
2	G902 22VT/BR	SWITCH MUX RETURN



**SWITCH-  
SEAT  
BELT-  
DRIVER**

SWITCH-SEAT BELT-DRIVER - 2 WAY

CAV	CIRCUIT	FUNCTION
1	R59 20LG/TN	GROUND
2	R57 20LG/GY	DRIVER SEAT BELT SWITCH SENSE



**SWITCH-  
SEAT-  
DRIVER**

SWITCH-SEAT-DRIVER - 11 WAY

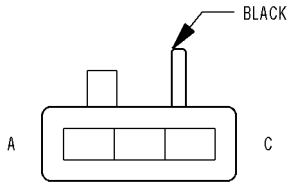
CAV	CIRCUIT	FUNCTION
1	P41 16LG/GY (EXCEPT MEMORY)	DRIVER SEAT RECLINER DOWN DRIVER
1	P28 20DB/WT (MEMORY)	DRIVER SEAT SWITCH MUX RETURN
2	-	-
3	P43 16LG/VT (EXCEPT MEMORY)	DRIVER SEAT RECLINER UP DRIVER
4	P17 14LG/DG (EXCEPT MEMORY)	DRIVER SEAT HORIZONTAL REARWARD DRIVER
4	P311 20VT (MEMORY)	DRIVER SEAT FRONT VERTICAL/RECLINER SWITCH MUX
5	P21 14LG/TN (EXCEPT MEMORY)	DRIVER SEAT FRONT DOWN DRIVER
6	A940 12RD/GY (EXCEPT MEMORY)	FUSED B(+)
7	Z971 16BK (EXCEPT MEMORY)	GROUND
8	P15 14LG/WT (EXCEPT MEMORY)	DRIVER SEAT HORIZONTAL FORWARD DRIVER
9	P19 14LG/LB (EXCEPT MEMORY)	DRIVER SEAT FRONT UP DRIVER
10	P13 14LG/OR (EXCEPT MEMORY)	DRIVER SEAT REAR DOWN DRIVER
10	P29 20LG/WT (MEMORY)	DRIVER SEAT SWITCH MUX SUPPLY
11	P11 14LG/YL (EXCEPT MEMORY)	DRIVER SEAT REAR UP
11	P309 20BR (MEMORY)	DRIVER SEAT REAR VERTICAL/HORIZONTAL SWITCH MUX



**SWITCH-  
SEAT-  
PASSENGER**

SWITCH-SEAT-PASSENGER - 11 WAY

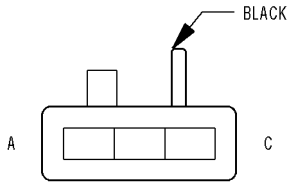
CAV	CIRCUIT	FUNCTION
1	P42 14LG/GY	PASSENGER SEAT RECLINER SWITCH DOWN
2	-	-
3	P44 14LG/DG	PASSENGER SEAT RECLINER SWITCH UP
4	P16 14LG/BR	PASSENGER SEAT HORIZONTAL REARWARD DRIVER
5	-	-
6	A940 12RD/GY	FUSED B(+)
7	Z975 16BK	GROUND
8	P14 14VT	DRIVER SEAT RECLINER DOWN DRIVER
9	-	-
10	-	-
11	-	-



**SWITCH-  
SPEED  
CONTROL-  
LEFT**

SWITCH-SPEED CONTROL-LEFT - BLACK 3 WAY

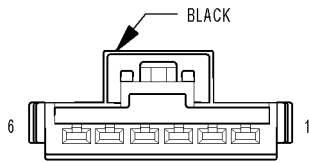
CAV	CIRCUIT	FUNCTION
A	V38 22VT/OR (5.7L)	S/C SWITCH NO. 2 SIGNAL
B	K900 22DB/DG (3.7L/4.7L)	SENSOR GROUND
B	V937 20VT/BR (5.7L)	S/C SWITCH RETURN
C	V37 22VT	S/C SWITCH NO. 1 SIGNAL



**SWITCH-  
SPEED  
CONTROL-  
RIGHT**

SWITCH-SPEED CONTROL-RIGHT - BLACK 3 WAY

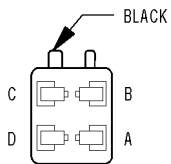
CAV	CIRCUIT	FUNCTION
A	V38 22VT/OR (5.7L)	S/C SWITCH NO. 2 SIGNAL
B	K900 22DB/DG (3.7L/4.7L)	SENSOR GROUND
B	V937 20VT/BR (5.7L)	S/C SWITCH RETURN
C	V37 22VT	S/C SWITCH NO. 1 SIGNAL



**SWITCH-  
STOP  
LAMP**

SWITCH-STOP LAMP - BLACK 6 WAY

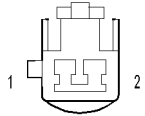
CAV	CIRCUIT	FUNCTION
1	A103 18GY/RD	FUSED B(+)
2	L950 18WT/LG (ESP)	BRAKE LAMP SWITCH OUTPUT
2	L50 18WT/LG (EXCEPT ESP)	BRAKE LAMP SWITCH SIGNAL
3	V30 20VT/WT (3.7L/4.7L)	S/C BRAKE SWITCH OUTPUT
3	F202 20VT/WT (5.7L)	FUSED IGNITION SWITCH OUTPUT
4	V32 20VT/YL (3.7L/4.7L)	S/C SUPPLY
4	V32 20VT/YL (5.7L)	BRAKE SWITCH NO. 2 SIGNAL
5	Z429 20BK/OR	GROUND
6	B29 20DG/WT	BRAKE SWITCH NO. 1 SIGNAL



**SWITCH-  
SUNROOF**

SWITCH-SUNROOF - BLACK 4 WAY

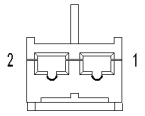
CAV	CIRCUIT	FUNCTION
A	Q4 20OR/YL	SUNROOF VENT
B	Z957 20BK	GROUND
C	Q3 20OR/TN	SUNROOF OPEN
D	Q5 20OR/LB	SUNROOF CLOSE



**SWITCH-TOW/HAUL OVERDRIVE**

SWITCH-TOW/HAUL OVERDRIVE - 2 WAY

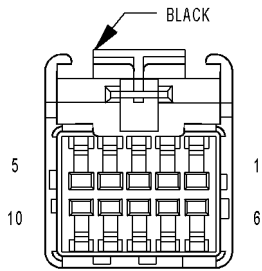
CAV	CIRCUIT	FUNCTION
1	T6 20DG	TOW/HAUL OVERDRIVE OFF SWITCH SENSE
2	Z953 20BK	GROUND



**SWITCH-TRACTION CONTROL**

SWITCH-TRACTION CONTROL - 2 WAY

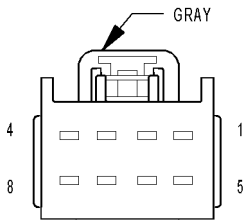
CAV	CIRCUIT	FUNCTION
1	B27 20DG/WT	TRACTION CONTROL SWITCH SENSE
2	Z427 20BK/WT	GROUND



**SWITCH-TRANSFER CASE SELECTOR**

SWITCH-TRANSFER CASE SELECTOR - BLACK 10 WAY

CAV	CIRCUIT	FUNCTION
1	K77 20BR/VT	5 VOLT SELECTOR SWITCH SUPPLY
2	-	-
3	K977 20BR/LG	MODE SELECT
4	E11 20OR/WT	PANEL LAMPS DRIVER-4X4
5	Z973 20BK	GROUND
6	G95 20VT/BR	4WD NEUTRAL INDICATOR
7	F21 20PK/DG	FUSED IGNITION SWITCH OUTPUT (RUN-START)
8	-	-
9	-	-
10	-	-

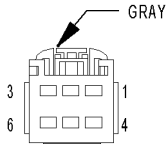


**SWITCH-WINDOW/DOOR LOCK-DRIVER C1**

SWITCH-WINDOW/DOOR LOCK-DRIVER C1 - GRAY 8 WAY

CAV	CIRCUIT	FUNCTION
1	-	-
2	F30 14PK/YL	FUSED ACCESSORY DELAY RELAY OUTPUT
3	Z940 20BK/LG (EXCEPT MEMORY)	GROUND
3	G775 20OR/VT (MEMORY)	DRIVER DOOR LOCK SWITCH RETURN
4	Z13 16BK/WT	GROUND
5	Q15 14OR/LB	POWER WINDOW SWITCH FEED
6	Q21 14OR/WT	LEFT FRONT WINDOW DRIVER (DOWN)
7	Q11 14WT/DB	LEFT FRONT WINDOW DRIVER (UP)
8	G161 20VT/DG	DRIVER DOOR LOCK SWITCH MUX

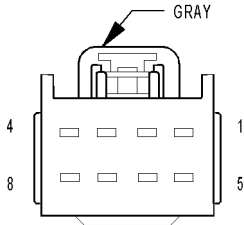




**SWITCH-WINDOW/DOOR LOCK-DRIVER C2 (MEMORY)**

SWITCH-WINDOW/DOOR LOCK-DRIVER C2 (MEMORY) - GRAY 6 WAY

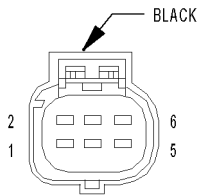
CAV	CIRCUIT	FUNCTION
1	Q411 14DB/LG	LEFT REAR WINDOW DRIVER (UP)
2	Q412 14TN/WT	RIGHT REAR WINDOW DRIVER (UP)
3	Q612 14DB/OR	RIGHT REAR WINDOW DRIVER (DOWN)
4	Q611 14DB/PK	LEFT REAR WINDOW DRIVER (DOWN)
5	Q26 14OR	MASTER WINDOW SWITCH RIGHT FRONT (DOWN)
6	Q16 14WT/DG	MASTER WINDOW SWITCH RIGHT FRONT (UP)



**SWITCH-WINDOW-DOOR LOCK-PASSENGER**

SWITCH-WINDOW/DOOR LOCK-PASSENGER - GRAY 8 WAY

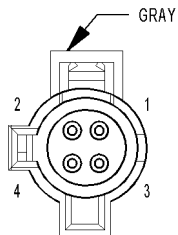
CAV	CIRCUIT	FUNCTION
1	Q26 14OR	MASTER WINDOW SWITCH RIGHT FRONT (DOWN)
2	Q22 14WT/PK	RIGHT FRONT WINDOW DRIVER (DOWN)
3	Q12 14OR/BR	RIGHT FRONT WINDOW DRIVER (UP)
4	Q15 14OR/LB	POWER WINDOW SWITCH FEED
5	F30 14PK/YL	FUSED ACCESSORY DELAY RELAY OUTPUT
6	G160 20VT/LG	PASSENGER DOOR LOCK SWITCH MUX
7	Z974 16BK (EXCEPT MEMORY)	GROUND
7	G776 20VT/OR (MEMORY)	PASSENGER DOOR LOCK SWITCH RETURN
8	Q16 14WT/DG	MASTER WINDOW SWITCH RIGHT FRONT (UP)



**THROTTLE BODY**

THROTTLE BODY - BLACK 6 WAY

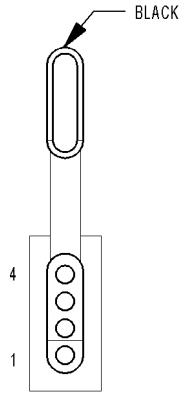
CAV	CIRCUIT	FUNCTION
1	K22 20YL/DG	TP NO. 1 SIGNAL
2	F855 20PK/YL	5 VOLT SUPPLY
3	K447 20TN/YL	ETC MOTOR (+)
4	K122 20PK/LB	TP NO. 2 SIGNAL
5	K448 20TN/OR	ETC MOTOR (-)
6	K922 20PK/GY	TP SENSOR RETURN



**TRANSDUCER-A/C PRESSURE**

TRANSDUCER-A/C PRESSURE - GRAY 4 WAY

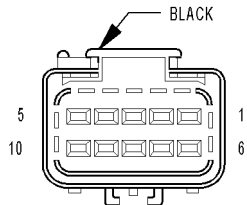
CAV	CIRCUIT	FUNCTION
1	G180 20VT/YL	FCM SENSOR RETURN
2	T103 20YL/OR	5 VOLT SUPPLY
3	C18 20LB/BR	A/C PRESSURE SIGNAL
4	-	-



**WIRING-  
TRAILER TOW  
4-WAY**

WIRING-TRAILER TOW 4-WAY - BLACK 4 WAY

CAV	CIRCUIT	FUNCTION
1	Z976 12BK	GROUND
2	L76 20PK/RD	FUSED PARK LAMP RELAY OUTPUT
3	L673 20YL	LEFT TRAILER TOW BRAKE LAMP RELAY OUTPUT
4	L674 20LG	RIGHT TRAILER TOW BRAKE LAMP RELAY OUTPUT



**WIRING-  
TRAILER  
TOW  
7-WAY**

WIRING-TRAILER TOW 7-WAY - BLACK 10 WAY

CAV	CIRCUIT	FUNCTION
1	-	-
2	L674 18LG	RIGHT TRAILER TOW BRAKE LAMP RELAY OUTPUT
3	L1 18WT/RD	BACKUP LAMP FEED
4	A100 18RD/VT	FUSED B(+)
5	L76 20PK/RD	FUSED PARK LAMP RELAY OUTPUT
6	-	-
7	B400 14DG	TRAILER TOW ELECTRIC BRAKE OUTPUT
8	Z976 12BK	GROUND
9	Z976 12BK	GROUND
10	L673 18YL	LEFT TRAILER TOW BRAKE LAMP RELAY OUTPUT