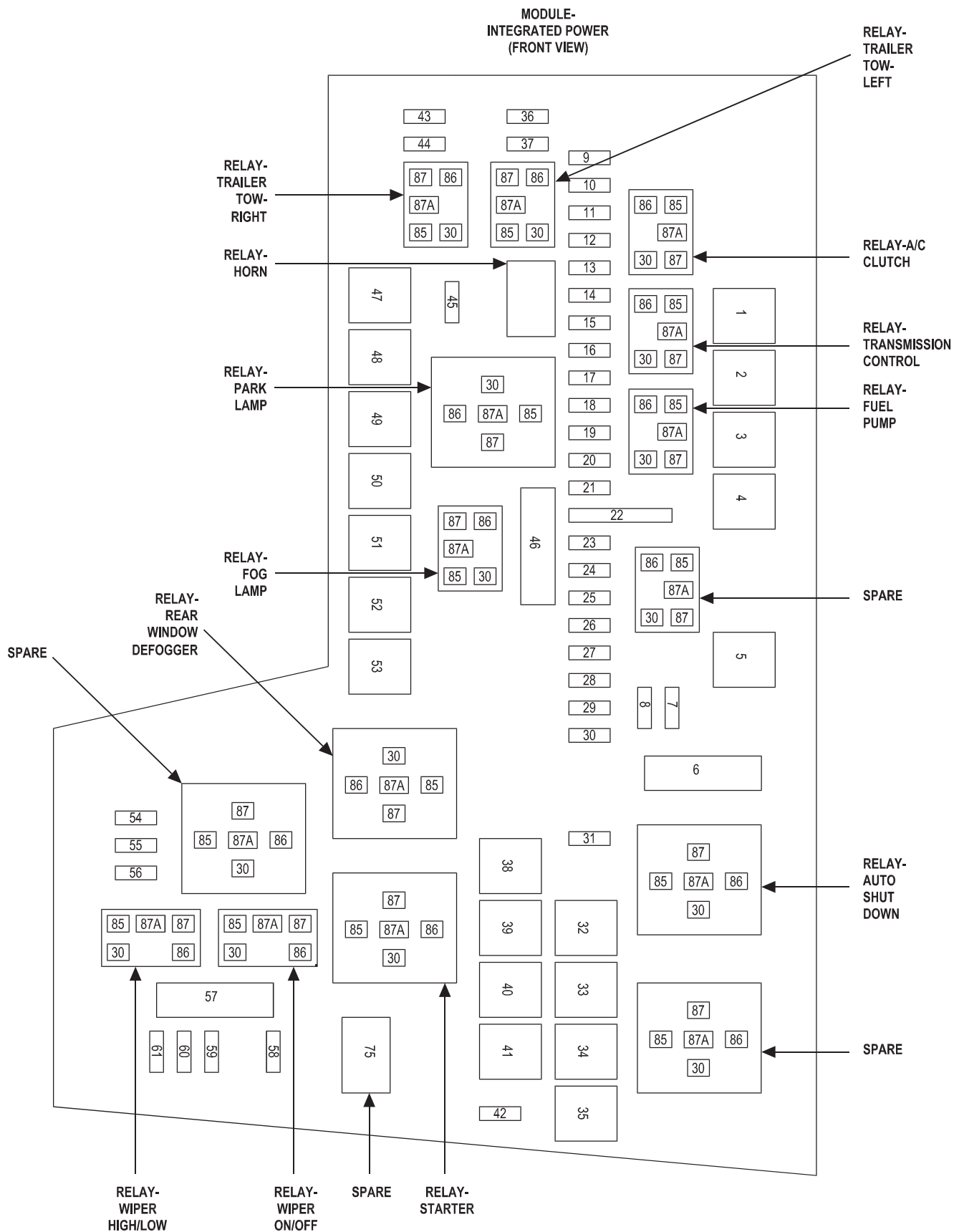


8W-13 INTEGRATED POWER MODULE

Component	Page	Component	Page
Amplifier-Radio	8W-13-19	Fuse 34	8W-13-21
Amplifier-Subwoofer	8W-13-13, 24	Fuse 35	8W-13-12
Assembly-Shift Motor/Mode Sensor . .	8W-13-19, 28, 29, 31	Fuse 36	8W-13-23
Backlite-Heated	8W-13-26	Fuse 37	8W-13-23
Battery	8W-13-12	Fuse 38	8W-13-23
Circuit Breaker-Window/Door Lock . .	8W-13-12, 13	Fuse 39	8W-13-23
Cluster	8W-13-14, 15, 19, 20, 23, 26, 30	Fuse 41	8W-13-24
Clutch-A/C Compressor	8W-13-14	Fuse 42	8W-13-24
Coil-Ignition-No. 1	8W-13-22	Fuse 43	8W-13-25
Coil-Ignition-No. 2	8W-13-22	Fuse 44	8W-13-25
Coil-Ignition-No. 3	8W-13-22	Fuse 45	8W-13-25
Coil-Ignition-No. 4	8W-13-22	Fuse 46	8W-13-15
Coil-Ignition-No. 5	8W-13-22	Fuse 47	8W-13-26
Coil-Ignition-No. 6	8W-13-22	Fuse 48	8W-13-24
Coil-Ignition-No. 7	8W-13-22	Fuse 49	8W-13-26
Coil-Ignition-No. 8	8W-13-22	Fuse 50	8W-13-26
Control-A/C-Heater	8W-13-27	Fuse 51	8W-13-25
Data Link Connector	8W-13-16, 30	Fuse 53	8W-13-26
Diode No. 1	8W-13-16	Fuse 55	8W-13-26
Diode No. 2	8W-13-21	Fuse 56	8W-13-26
Fuse 2	8W-13-12	Fuse 57	8W-13-27
Fuse 3	8W-13-12	Fuse 58	8W-13-27
Fuse 4	8W-13-12	Fuse 59	8W-13-26, 27
Fuse 5	8W-13-13	Fuse 60	8W-13-27
Fuse 6	8W-13-14	Fuse 61	8W-13-27
Fuse 7	8W-13-14, 15, 16	Fusible Link	8W-13-12
Fuse 8	8W-13-15	G100	8W-13-28, 29, 30, 32
Fuse 9	8W-13-16	G101	8W-13-16, 18, 21, 24
Fuse 11	8W-13-14	G105	8W-13-12
Fuse 12	8W-13-17	G106	8W-13-12
Fuse 13	8W-13-17	G200	8W-13-12, 26
Fuse 14	8W-13-16	Generator	8W-13-12
Fuse 15	8W-13-18	Horn-No. 1	8W-13-18
Fuse 16	8W-13-18	Horn-No. 2	8W-13-18
Fuse 17	8W-13-19	Injector-Fuel-No. 1	8W-13-22
Fuse 18	8W-13-16	Injector-Fuel-No. 2	8W-13-22
Fuse 19	8W-13-19	Injector-Fuel-No. 3	8W-13-22
Fuse 20	8W-13-19	Injector-Fuel-No. 4	8W-13-22
Fuse 21	8W-13-19	Injector-Fuel-No. 5	8W-13-22
Fuse 22	8W-13-19	Injector-Fuel-No. 6	8W-13-22
Fuse 23	8W-13-20	Injector-Fuel-No. 7	8W-13-22
Fuse 24	8W-13-20	Injector-Fuel-No. 8	8W-13-22
Fuse 25	8W-13-20	Lamp-Fog-Left Front	8W-13-20
Fuse 27	8W-13-20	Lamp-Fog-Right Front	8W-13-20
Fuse 28	8W-13-20	Lamp-Headlamp-Left	8W-13-32
Fuse 29	8W-13-21	Lamp-Headlamp-Right	8W-13-32
Fuse 32	8W-13-21	Lamp-Park/Turn-Left Front	8W-13-25, 32
Fuse 33	8W-13-21	Lamp-Park/Turn-Right Front	8W-13-25, 32
		Lamp-Passenger Airbag On/Off Indicator .	8W-13-15

Component	Page
Lamp-Tail/Stop/Turn-Left	8W-13-25, 29
Lamp-Tail/Stop/Turn-Right	8W-13-25, 29
Mirror-Inside Rearview	8W-13-15, 28
Mirror-Outside Rearview-Driver	8W-13-26
Mirror-Outside Rearview-Passenger	8W-13-26
Module-Anti-Lock Brakes	8W-13-19, 26, 27, 30
Module-Brake Provision	8W-13-12, 31
Module-Electronic Overhead	8W-13-16
Module-Front Control	8W-13-14, 15, 17, 18, 20, 21, 24, 25, 26, 27, 28, 29, 30, 31, 32
Module-Fuel Pump	8W-13-16
Module-Hands Free	8W-13-16
Module-Heated Seat-Driver	8W-13-27
Module-Heated Seat-Passenger	8W-13-27
Module-Integrated Power	8W-13-3, 12, 13, 14, 15, 16, 17, 18, 19, 20, 21, 23, 24, 25, 26, 27, 28, 29, 30, 31, 32
Module-Occupant Classification	8W-13-15, 16
Module-Occupant Restraint Controller	8W-13-15, 27
Module-Powertrain Control	8W-13-14, 15, 16, 18, 20, 21, 23
Module-Sentry Key Remote Entry	8W-13-15, 16
Motor-Blower	8W-13-12
Motor-Sunroof	8W-13-13, 24
Motor-Windshield Wiper	8W-13-24
Power Outlet-Console	8W-13-20
Power Outlet-Instrument Panel	8W-13-19
Pump-Washer-Windshield	8W-13-28
Radio	8W-13-14
Receiver-Satellite	8W-13-14
Relay-A/C Clutch	8W-13-14, 15

Component	Page
Relay-Auto Shut Down	8W-13-21
Relay-Blower Motor	8W-13-12
Relay-Fog Lamp	8W-13-20
Relay-Fuel Pump	8W-13-15, 16
Relay-Horn	8W-13-18
Relay-Park Lamp	8W-13-25
Relay-Rear Window Defogger	8W-13-26, 27
Relay-Starter	8W-13-23
Relay-Trailer Tow-Left	8W-13-17
Relay-Trailer Tow-Right	8W-13-17
Relay-Transmission Control	8W-13-18
Relay-Wiper High/Low	8W-13-24
Relay-Wiper On/Off	8W-13-24
Sensor-Ambient Air Temperature	8W-13-32
Sensor-Brake Fluid Level	8W-13-31
Sensor-Washer Fluid Level- Front Rear	8W-13-29, 31
Starter	8W-13-12, 23
Switch-Backup Lamp	8W-13-29
Switch-Ignition	8W-13-12, 13, 23, 26
Switch-Mirror	8W-13-20
Switch-Seat-Driver	8W-13-12
Switch-Stop Lamp	8W-13-19
Switch-Transfer Case Selector	8W-13-15
Switch-Window/Door Lock-Driver Express	8W-13-13
Switch-Window/Door Lock-Passenger	8W-13-13
Transducer-A/C Pressure	8W-13-29, 31
Wiring-Trailer Tow 4-Way	8W-13-25
Wiring-Trailer Tow 7-Way	8W-13-17, 26



**FUSES
(IPM)**

FUSE NO.	AMPS	FUSED CIRCUIT	FUNCTION
1	-	-	-
2	40A	A904 12RD/LB	FUSED B(+)
3	30A	A400 14TN/RD ◆◆◆◆	FUSED B(+)
4	50A	A915 10RD	FUSED B(+)
5	40A	A917 12RD	FUSED B(+)
6	20A	A920 18RD/BK	FUSED B(+)
7	10A	INTERNAL	FUSED IGNITION SWITCH OUTPUT (RUN-START)
8	10A	F21 20PK/DG	FUSED IGNITION SWITCH OUTPUT (RUN-START)
9	10A	A956 20RD	FUSED B(+)
10	-	-	-
11	10A	INTERNAL	FUSED B(+)
12	15A	INTERNAL ◆◆◆◆	FUSED B(+)
13	15A	INTERNAL ◆◆◆◆	FUSED B(+)
14	20A	A918 18RD	FUSED B(+)
15	25A	INTERNAL ■■	FUSED B(+)
16	20A	INTERNAL	FUSED B(+)
17	20A	A111 18DG/RD ▼▼	FUSED B(+)
18	20A	INTERNAL	FUSED B(+)
19	15A	A103 20GY/RD	FUSED B(+)
20	20A	A924 18RD	FUSED B(+)
21	25A	A116 16YL/RD	FUSED B(+)
22	20A	F306 18DB/PK ▲▲	FUSED B(+)
22	20A	F984 12PK/YL ▲	FUSED IGNITION SWITCH OUTPUT (RUN-ACC)
23	20A	INTERNAL ○○○	FUSED B(+)
24	20A	A919 18RD	FUSED B(+)
25	15A	A117 20RD/DG	FUSED B(+) (I.O.D.)
26	-	-	FUSED B(+)
27	10A	A940 18RD	FUSED B(+) -
28	20A	A901 18RD	FUSED B(+)
29	20A	A908	FUSED B(+)
30	-	-	-

▲ I.O.D.

▼▼ AWAL

▲▲ EXCEPT I.O.D.

○○○ FOG LAMPS

■■ A/T

◆◆◆◆ TRAILER TOW

**FUSES
(CONTINUED)**

FUSE NO.	AMPS	FUSED CIRCUIT	FUNCTION
31	-	-	-
32	30A	A905	FUSED B(+)
33	30A	INTERNAL	FUSED B(+)
34	30A	A906	FUSED B(+)
35	40A	A927 12RD/OR	FUSED B(+)
36	10A	F1 20PK/WT	FUSED IGNITION SWITCH OUTPUT (OFF-RUN-START)
37	10A	F961 16PK/LB	IGNITION SWITCH OUTPUT (START)
38	20A	A923 18RD	FUSED B(+)
39	30A	INTERNAL	FUSED B(+)
40	-	-	-
41	30A	INTERNAL	FUSED B(+)
42	25A	A909	FUSED B(+)
43	10A	L77 20PK/RD	FUSED PARK LAMP RELAY OUTPUT
44	10A	L78 20WT/OR	FUSED PARK LAMP RELAY OUTPUT
45	20A	L76 20PK/RD ◆◆◆◆	FUSED PARK LAMP RELAY OUTPUT
46	10A	F201 20PK/OR	FUSED IGNITION SWITCH OUTPUT (RUN-START)
47	40A	A953 12RD	FUSED B(+)
48	20A	A912 16RD	FUSED B(+)
49	30A	A100 12RD/VT ◆◆◆◆	FUSED B(+)
50	40A	A107 12TN/RD	FUSED B(+)
51	40A	INTERNAL	FUSED B(+)
52	-	-	-
53	40A	INTERNAL ▲▲▲	FUSED B(+)
54	-	-	-
55	10A	F983 20PK/YL	FUSED IGNITION SWITCH OUTPUT (RUN-ACC)
56	10A	C16 20DB/GY ▲▲▲	FUSED REAR WINDOW DEFOGGER RELAY OUTPUT
57	20A	F100 20PK/VT	FUSED IGNITION SWITCH OUTPUT (RUN)
58	20A	F525 18TN/PK	FUSED IGNITION SWITCH OUTPUT (RUN)
59	10A	F504 20GY/PK	FUSED IGNITION SWITCH OUTPUT (RUN)
60	10A	F500 20GY/PK	FUSED IGNITION SWITCH OUTPUT (RUN)
61	20A	A907	FUSED IGNITION SWITCH OUTPUT (RUN)

▲▲▲ EBL

◆◆◆◆ TRAILER TOW

RELAYS

RELAY-A/C
CLUTCH

CAVITY	CIRCUIT	FUNCTION
30	INTERNAL	FUSED B(+)
85	C13 20LB/OR	A/C CLUTCH RELAY CONTROL
86	INTERNAL	FUSED IGNITION SWITCH OUTPUT (RUN-START)
87	C3 20DB/YL	A/C CLUTCH RELAY OUTPUT
87A	-	-

RELAY-AUTO
SHUT
DOWN

CAVITY	CIRCUIT	FUNCTION
A	A955	ASD RELAY OUTPUT
B	INTERNAL	FUSED B(+)
C	-	-
D	K51 20BR/GY	ASD RELAY CONTROL
E	INTERNAL	FUSED B(+)

RELAY-
FOG
LAMP

CAVITY	CIRCUIT	FUNCTION
30	INTERNAL	FUSED B(+)
85	L139	FOG LAMP RELAY CONTROL
86	INTERNAL	FUSED B(+)
87	L89 18WT/YL	FOG LAMP RELAY OUTPUT
87A	-	-

RELAY-FUEL
PUMP

CAVITY	CIRCUIT	FUNCTION
30	INTERNAL	FUSED B(+)
85	K31 20BR	FUEL PUMP RELAY CONTROL
86	INTERNAL	FUSED IGNITION SWITCH OUTPUT (RUN-START)
87	N1 18DB/OR	FUEL PUMP RELAY OUTPUT
87A	-	-

RELAYS
(CONTINUED)

RELAY-
HORN

CAVITY	CIRCUIT	FUNCTION
30	INTERNAL	FUSED B(+)
85	X4	HORN RELAY CONTROL
86	INTERNAL	FUSED B(+)
87	X2 18DG/OR	HORN RELAY OUTPUT
87A	-	-

RELAY-
PARK
LAMP

CAVITY	CIRCUIT	FUNCTION
A	INTERNAL	FUSED B(+)
B	INTERNAL	FUSED B(+)
C	Z385	GROUND
D	L779	PARK LAMP RELAY CONTROL
E	INTERNAL	PARK LAMP RELAY OUTPUT

RELAY-
REAR
WINDOW
DEFOGGER

CAVITY	CIRCUIT	FUNCTION
A	C15 12DB/WT	REAR WINDOW DEFOGGER RELAY OUTPUT
B	F504 20GY/PK	FUSED IGNITION SWITCH OUTPUT (RUN)
C	-	-
D	C115	REAR WINDOW DEFOGGER RELAY CONTROL
E	INTERNAL	FUSED B(+)

RELAYS
(CONTINUED)

RELAY-
STARTER

CAVITY	CIRCUIT	FUNCTION
A	T750 14YL/GY	STARTER RELAY OUTPUT
B	INTERNAL	FUSED IGNITION SWITCH OUTPUT (START)
C	-	-
D	T752 20DG/OR	STARTER RELAY CONTROL
E	INTERNAL	FUSED B(+)

RELAY-
TRAILER
TOW-
LEFT

CAVITY	CIRCUIT	FUNCTION
30	INTERNAL	FUSED B(+)
85	INTERNAL	LEFT TRAILER TOW BRAKE LAMP RELAY CONTROL
86	INTERNAL	FUSED B(+)
87	L673 20YL	LEFT TRAILER TOW BRAKE LAMP RELAY OUTPUT
87A	-	-

RELAY-
TRAILER
TOW-
RIGHT

CAVITY	CIRCUIT	FUNCTION
30	INTERNAL	FUSED B(+)
85	INTERNAL	RIGHT TRAILER TOW BRAKE LAMP RELAY CONTROL
86	INTERNAL	FUSED B(+)
87	L674 20LG	RIGHT TRAILER TOW BRAKE LAMP RELAY OUTPUT
87A	-	-

RELAYS
(CONTINUED)

RELAY-
TRANSMISSION
CONTROL

CAVITY	CIRCUIT	FUNCTION
30	INTERNAL	FUSED B(+)
85	Z915 20BK	GROUND
86	T15 20YL/BK	TRANSMISSION CONTROL RELAY CONTROL
87	T16 20YL/OR	TRANSMISSION CONTROL RELAY OUTPUT
87A	-	-

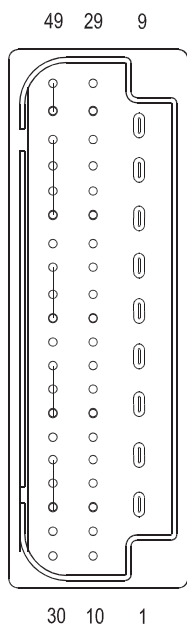
RELAY-
WIPER
HIGH/LOW

CAVITY	CIRCUIT	FUNCTION
30	INTERNAL	WIPER ON/OFF RELAY OUTPUT
85	INTERNAL	WIPER HIGH/LOW RELAY CONTROL
86	INTERNAL	FUSED B(+)
87	W4 14BR/OR	WIPER HIGH/LOW RELAY HIGH SPEED OUTPUT
87A	W3 14BR/WT	WIPER HIGH/LOW RELAY LOW SPEED OUTPUT

RELAY-
WIPER
ON/OFF

CAVITY	CIRCUIT	FUNCTION
30	INTERNAL	WIPER ON/OFF RELAY OUTPUT
85	INTERNAL	WIPER ON/OFF RELAY CONTROL
86	INTERNAL	FUSED B(+)
87	INTERNAL	FUSED B(+)
87A	Z904 14BK	GROUND

MODULE- FRONT CONTROL IPM



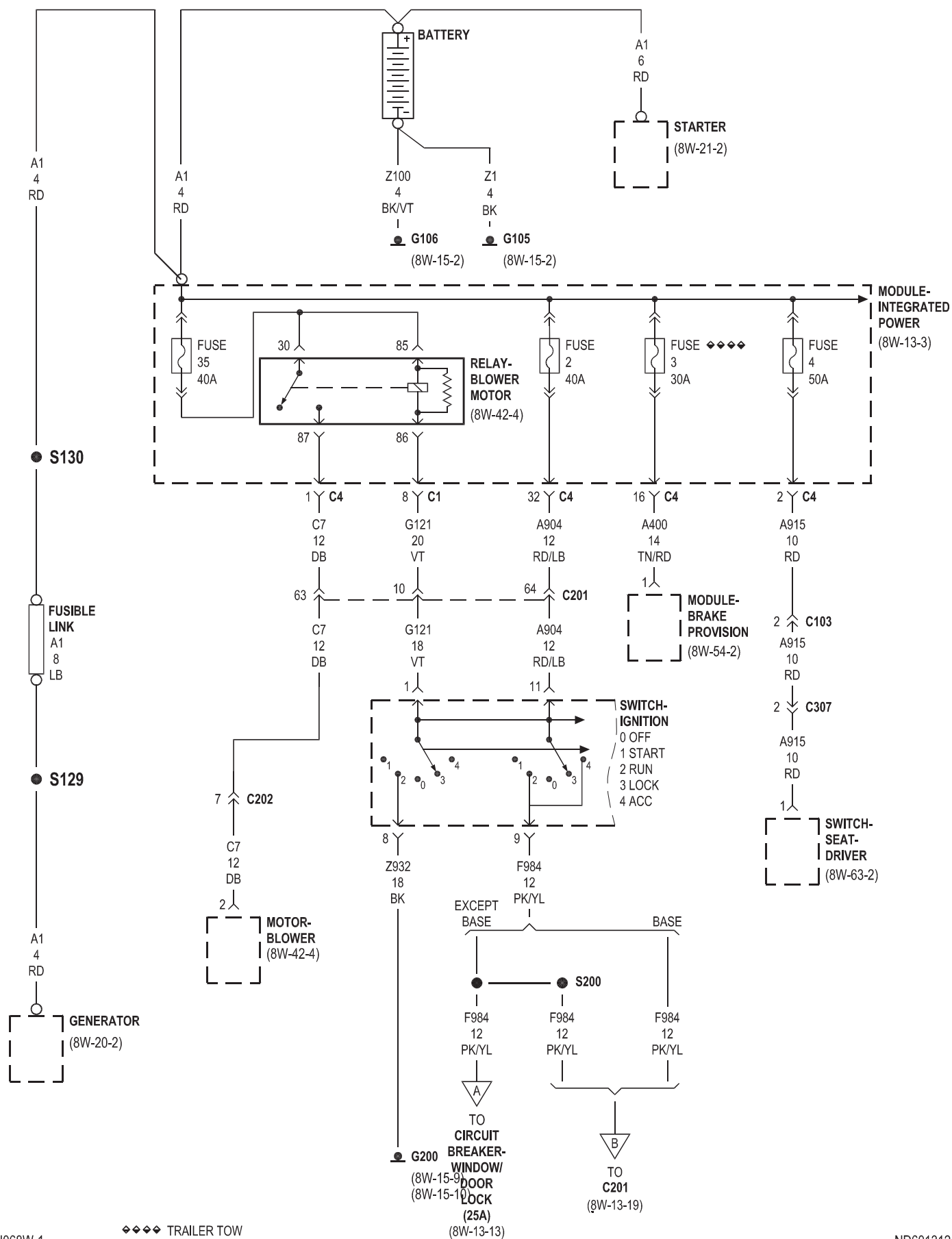
CAVITY	CIRCUIT	FUNCTION
1	Z921	GROUND
2	A908	FUSED B(+)
3	A906	FUSED B(+)
4	A905	FUSED B(+)
5	A907	FUSED B(+)
6	A909	FUSED B(+)
7	L1	BACKUP LAMP FEED
8	T315	SHIFT MOTOR CONTROL A
9	T316	SHIFT MOTOR CONTROL B
10	C115	REAR WINDOW DEFOGGER RELAY CONTROL
11	-	-
12	W10 ▲ ▲ ▲	FRONT WASHER PUMP MOTOR CONTROL
13	-	-
14	-	-
15	A920	FUSED B(+)
16	-	-
17	F202	FUSED IGNITION SWITCH OUTPUT (RUN-START)
18	Z118	GROUND
19	Z909	GROUND
20	-	-
21	L656 ◆◆◆◆	RIGHT TRAILER TOW BRAKE LAMP RELAY CONTROL
22	L655 ◆◆◆◆	LEFT TRAILER TOW BRAKE LAMP RELAY CONTROL
23	-	-
24	Z909	GROUND
25	Z118	GROUND
26	L139	FOG LAMP RELAY CONTROL

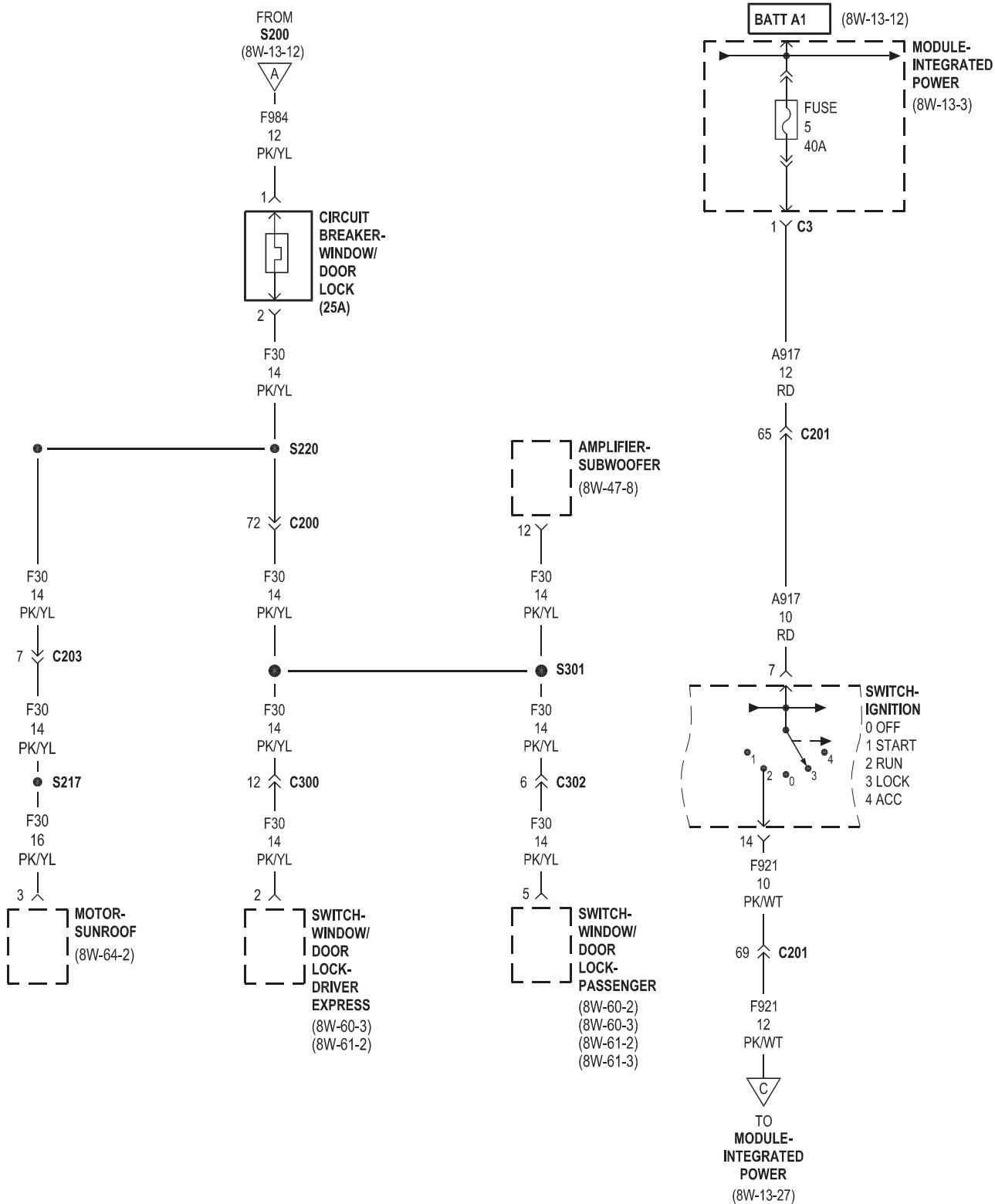
▲ ▲ ▲ EBL

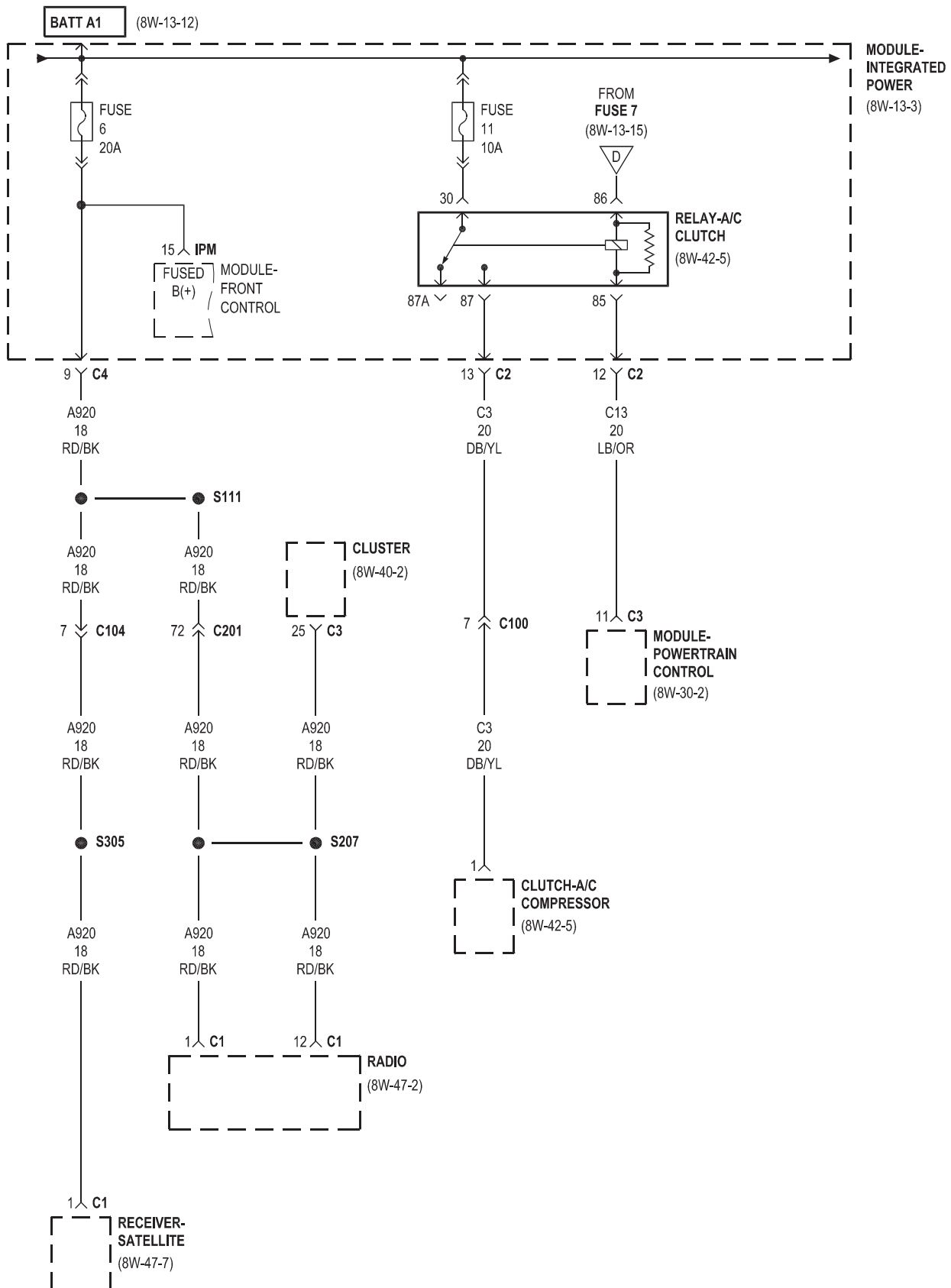
◆◆◆◆ TRAILER TOW

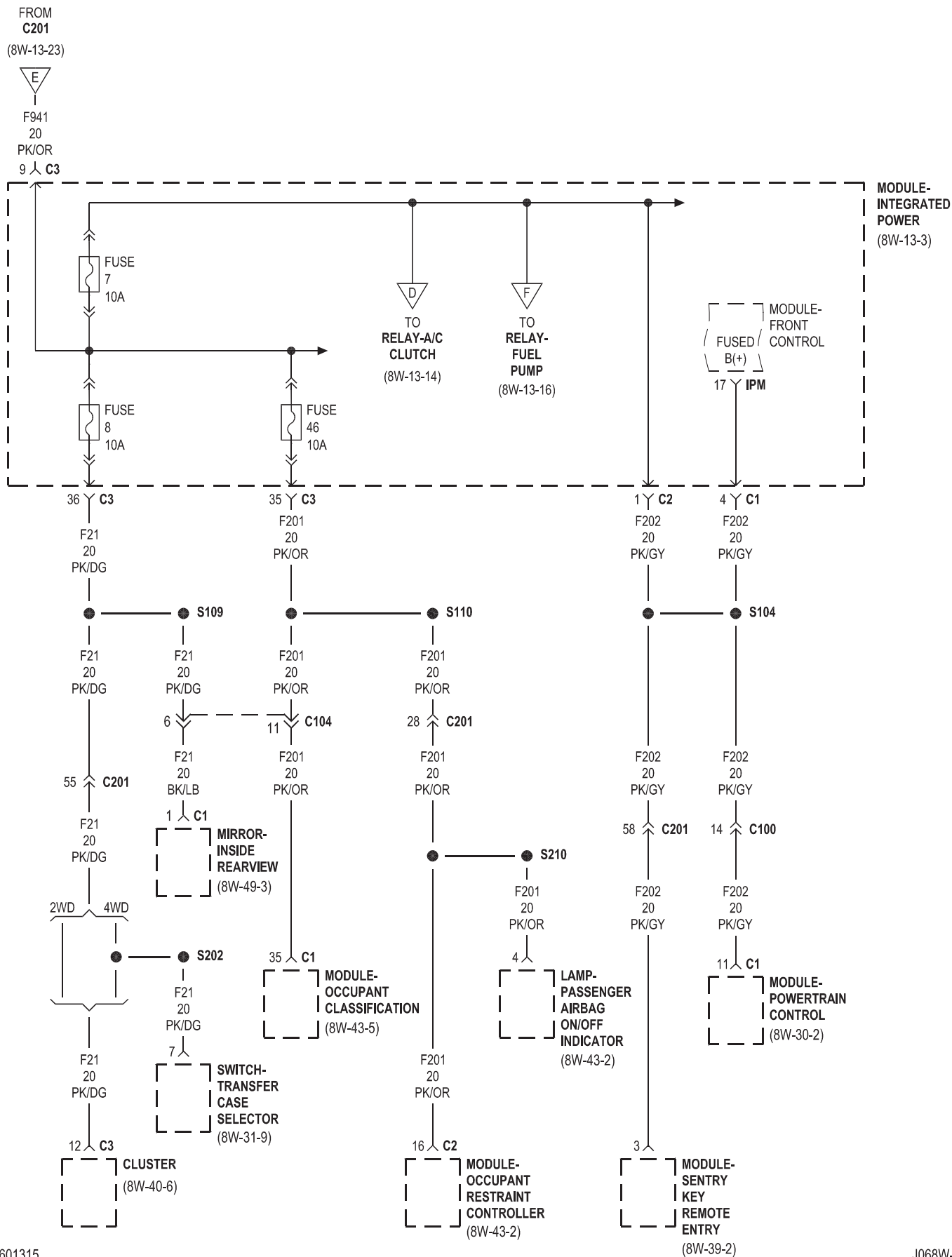
MODULE-FRONT CONTROL IPM
(CONTINUED)

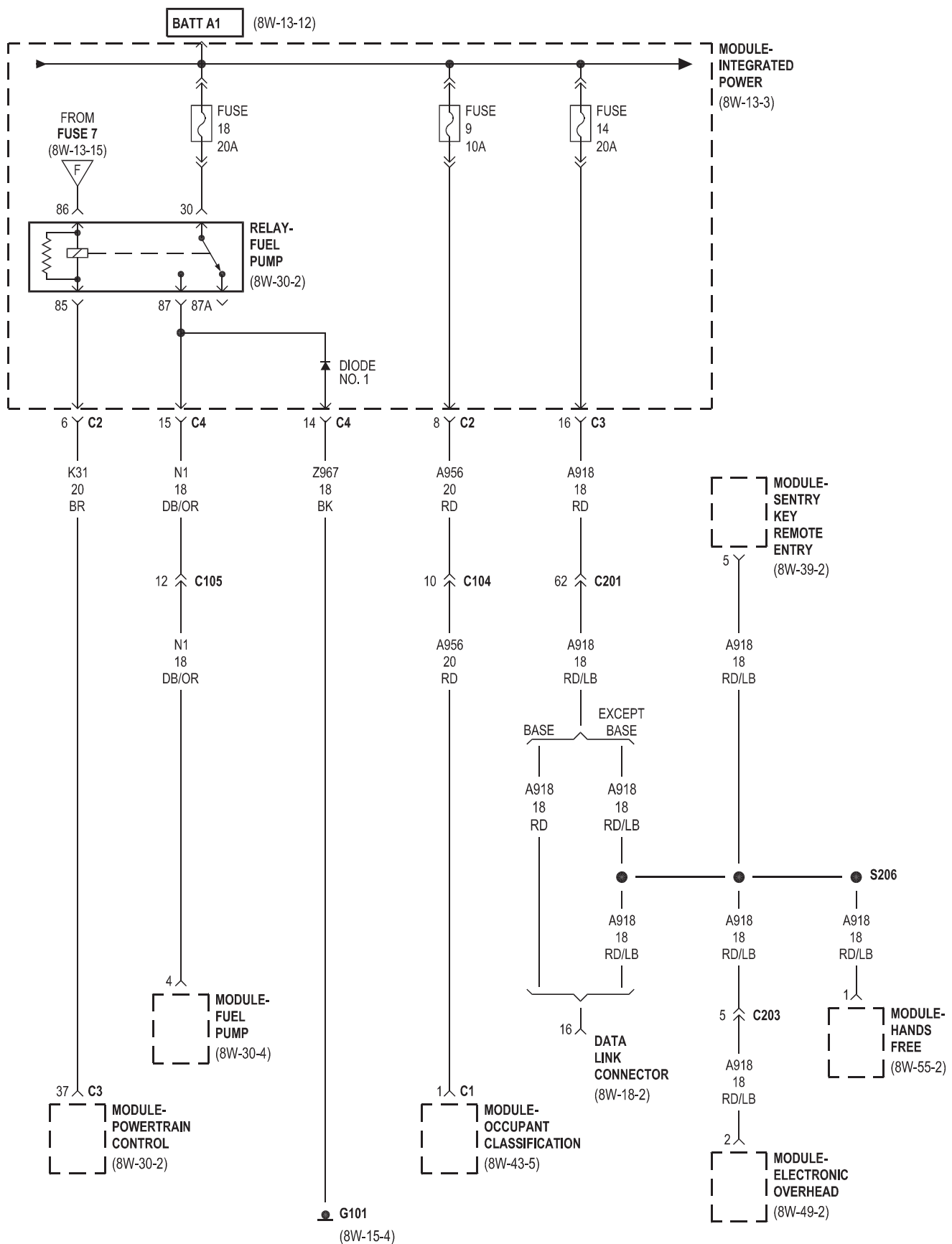
CAVITY	CIRCUIT	FUNCTION
27	W5	WIPER ON/OFF RELAY CONTROL
28	-	-
29	W2	WIPER HIGH/LOW RELAY CONTROL
30	A955	ASD RELAY OUTPUT
31	W7	WIPER PARK SWITCH SENSE
32	Z909	GROUND
33	Z118	GROUND
34	L62	RIGHT REAR TURN SIGNAL CONTROL
35	G180	FCM SENSOR RETURN
36	-	-
37	-	-
38	-	-
39	-	-
40	T2	LOW/REVERSE SOLENOID CONTROL
41	Z118	GROUND
42	-	-
43	L63	LEFT REAR TURN SIGNAL CONTROL
44	-	-
45	T313	5 VOLT MODE SENSOR SUPPLY
46	-	-
47	X4	HORN RELAY CONTROL
48	L779	PARK LAMP RELAY CONTROL
49	-	-

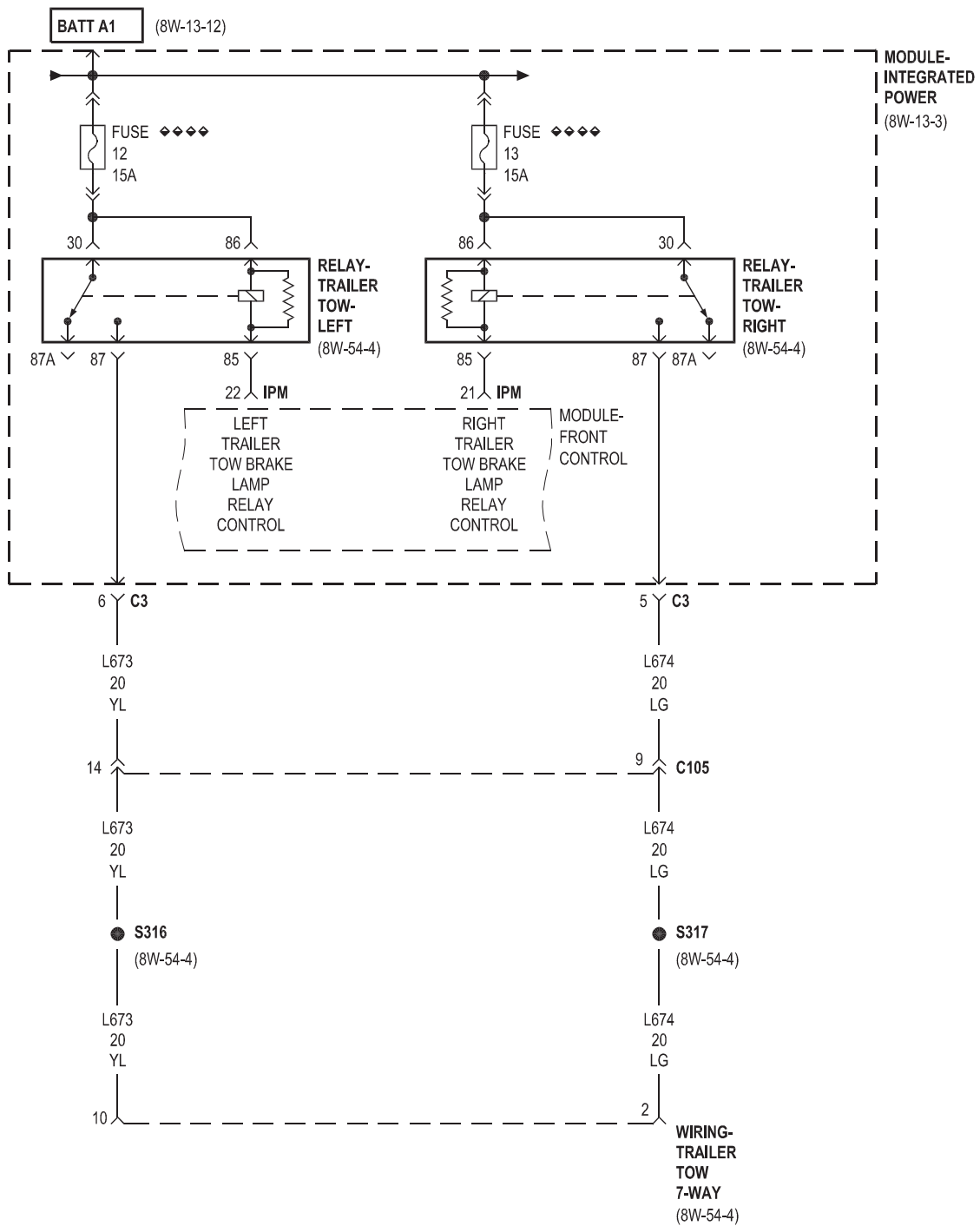




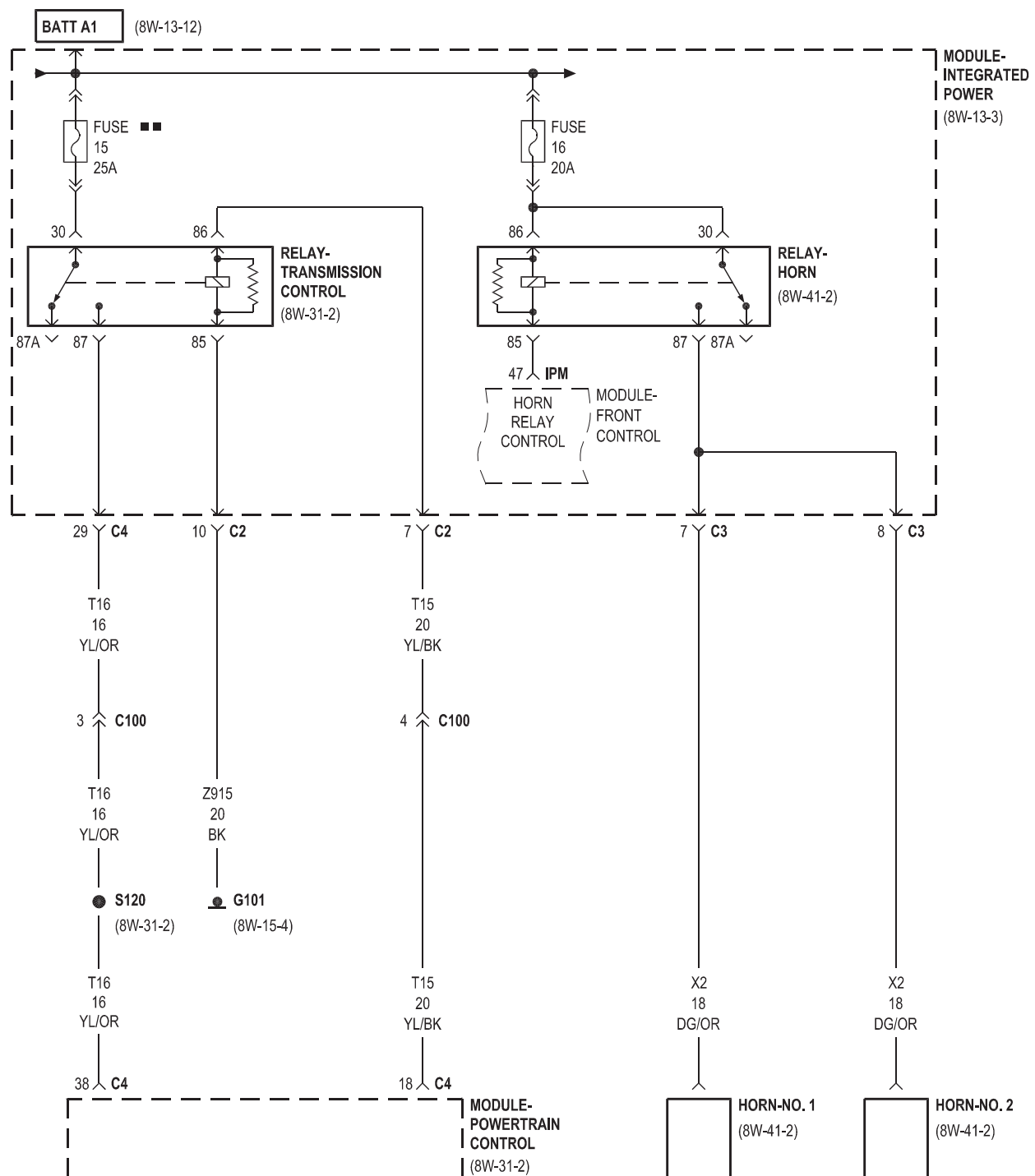


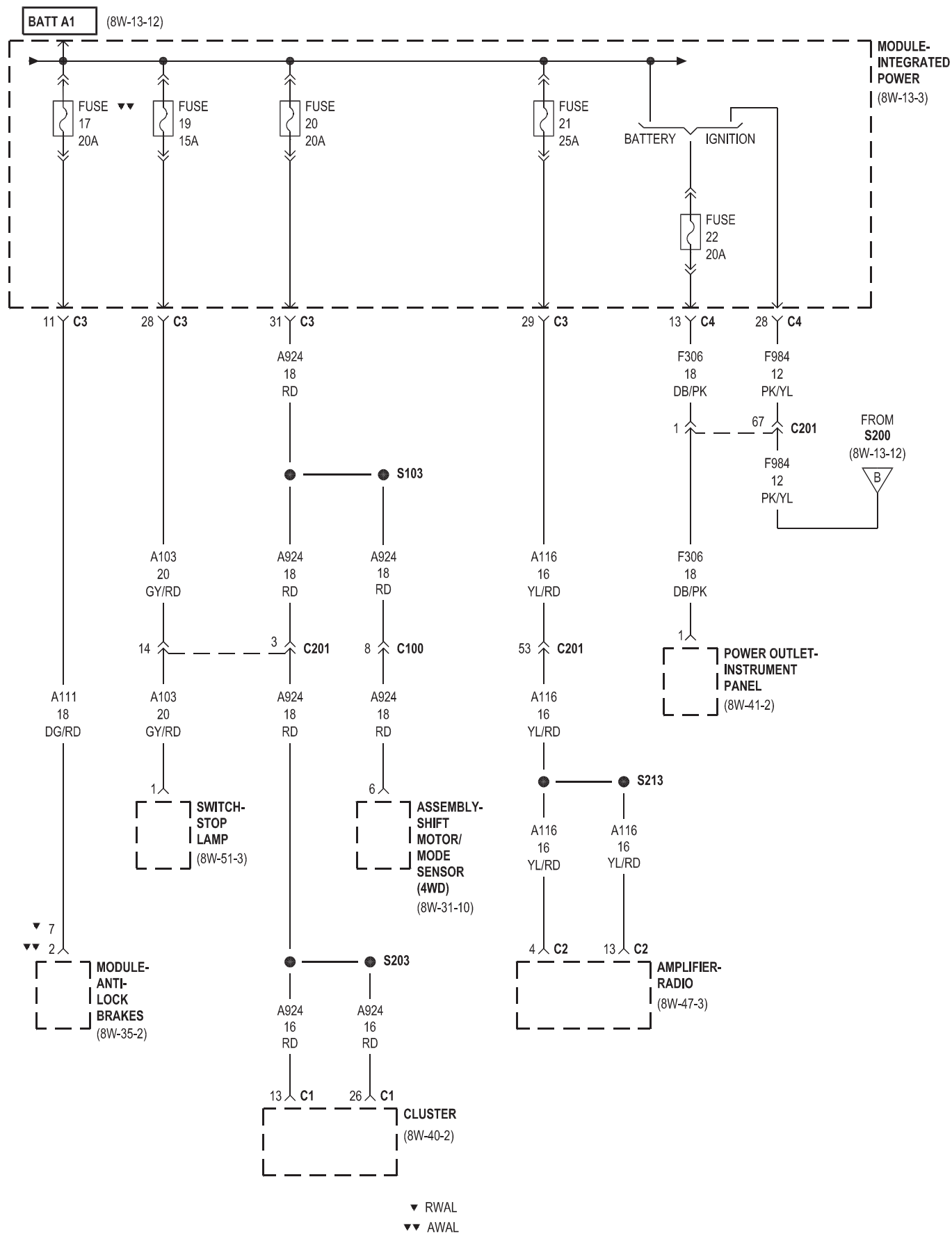


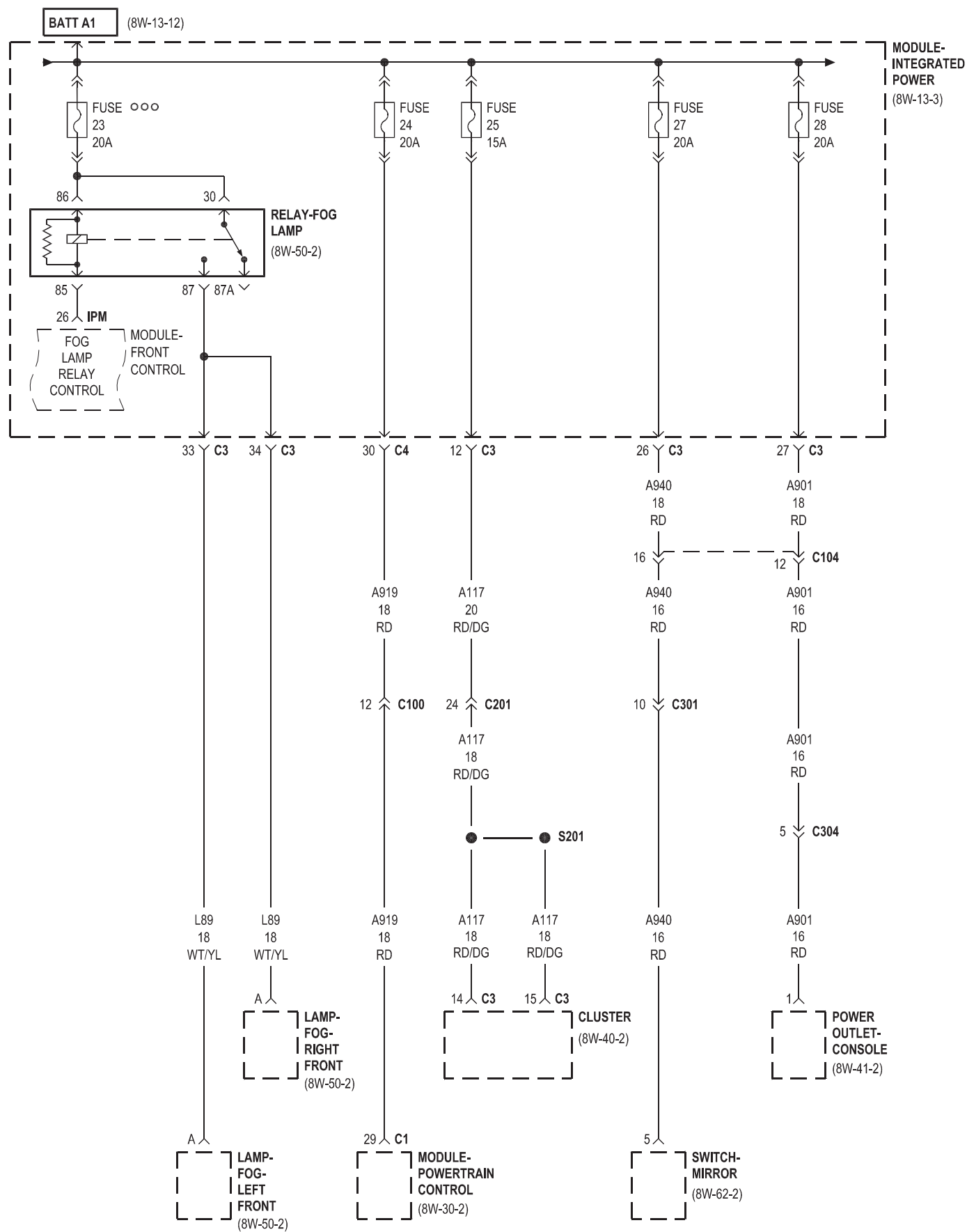


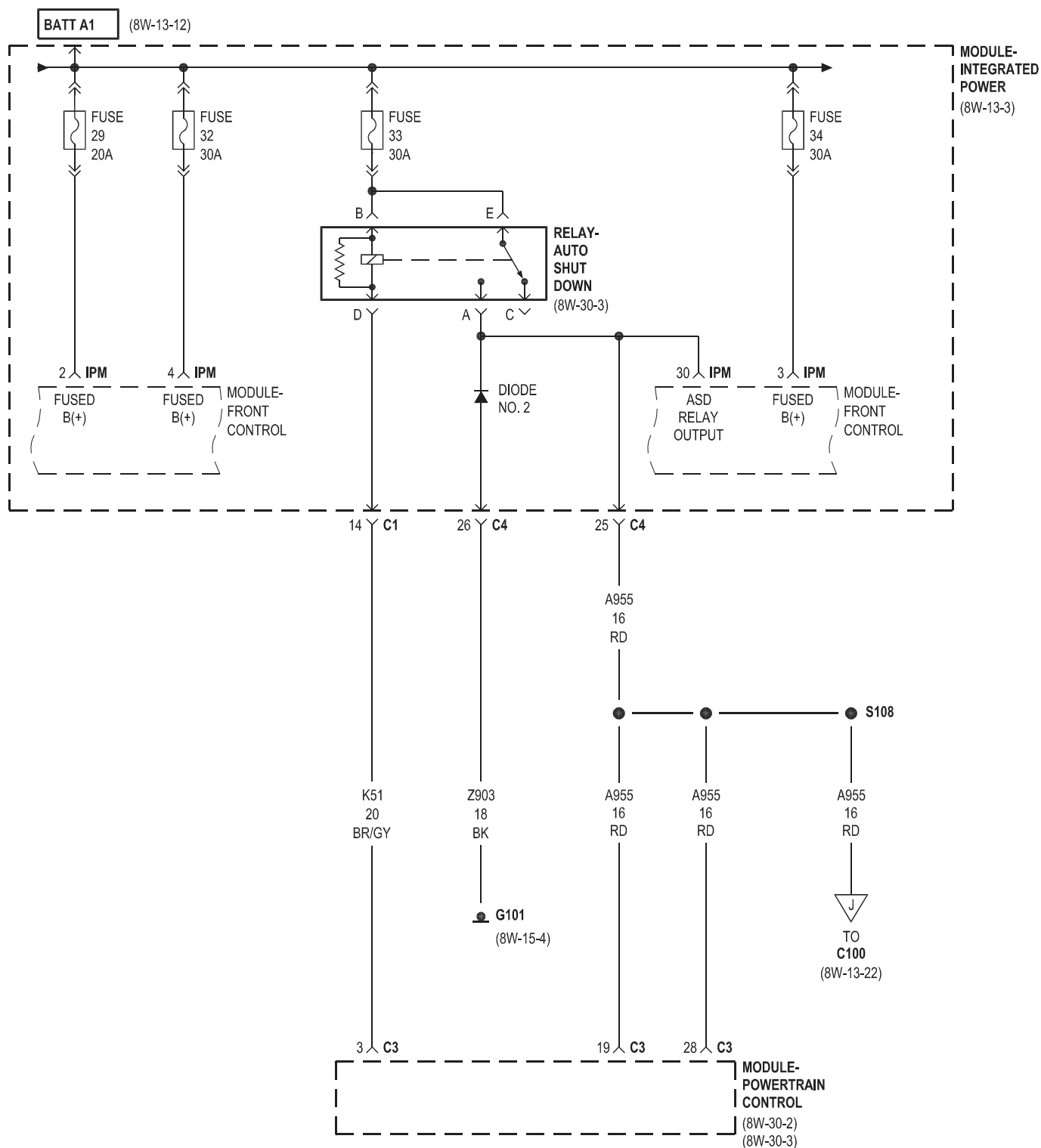


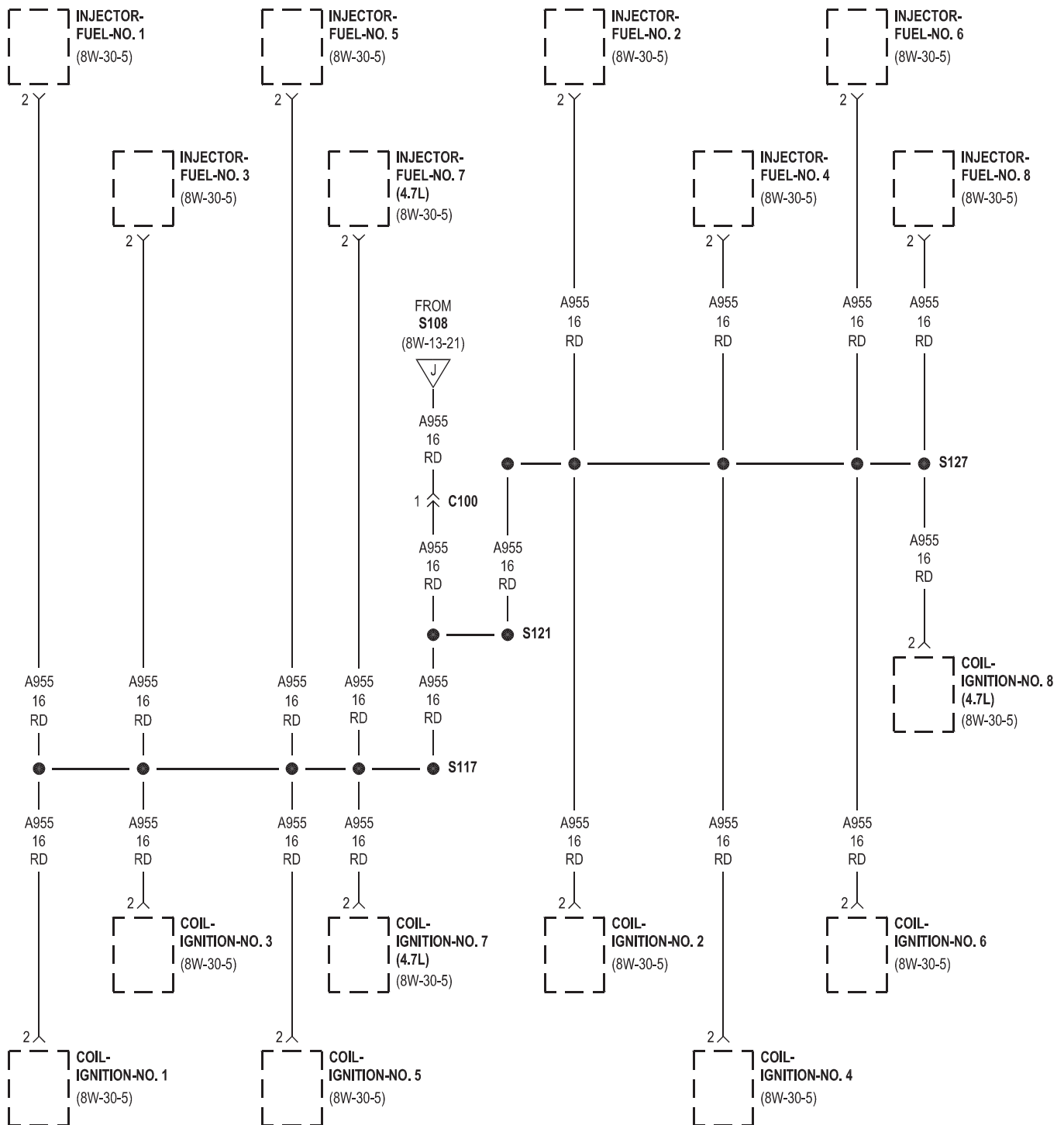
◆◆◆◆ TRAILER TOW

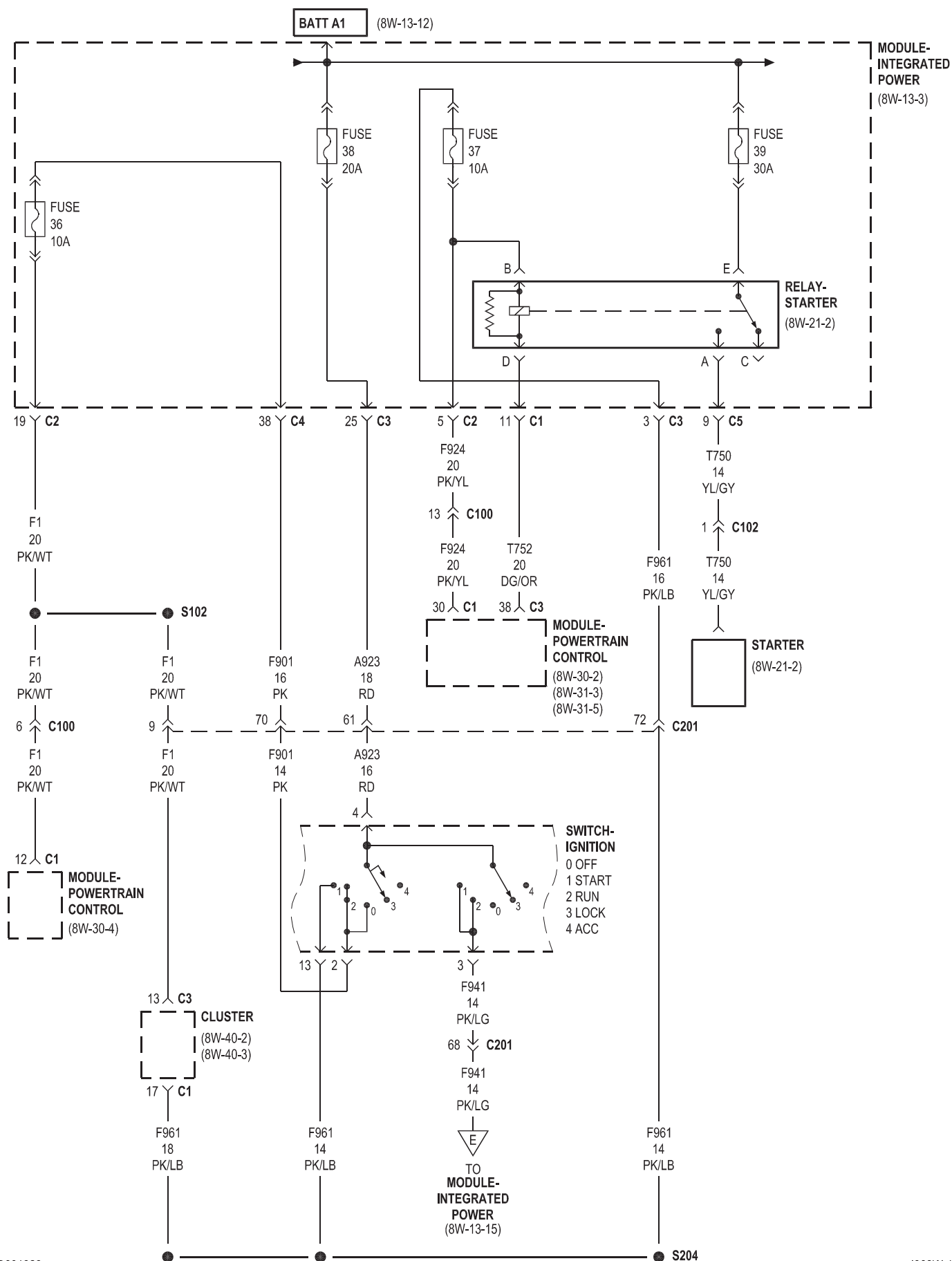


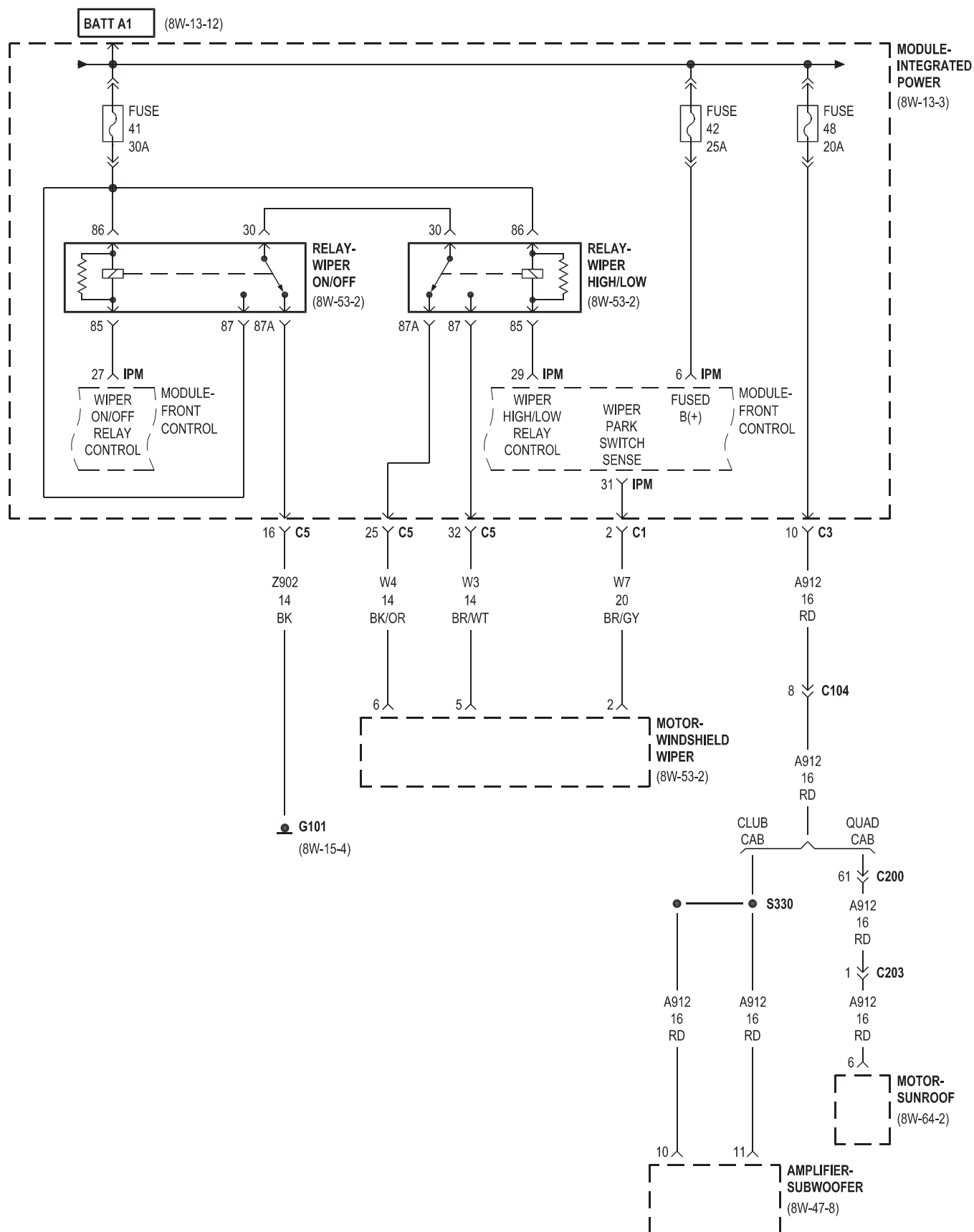


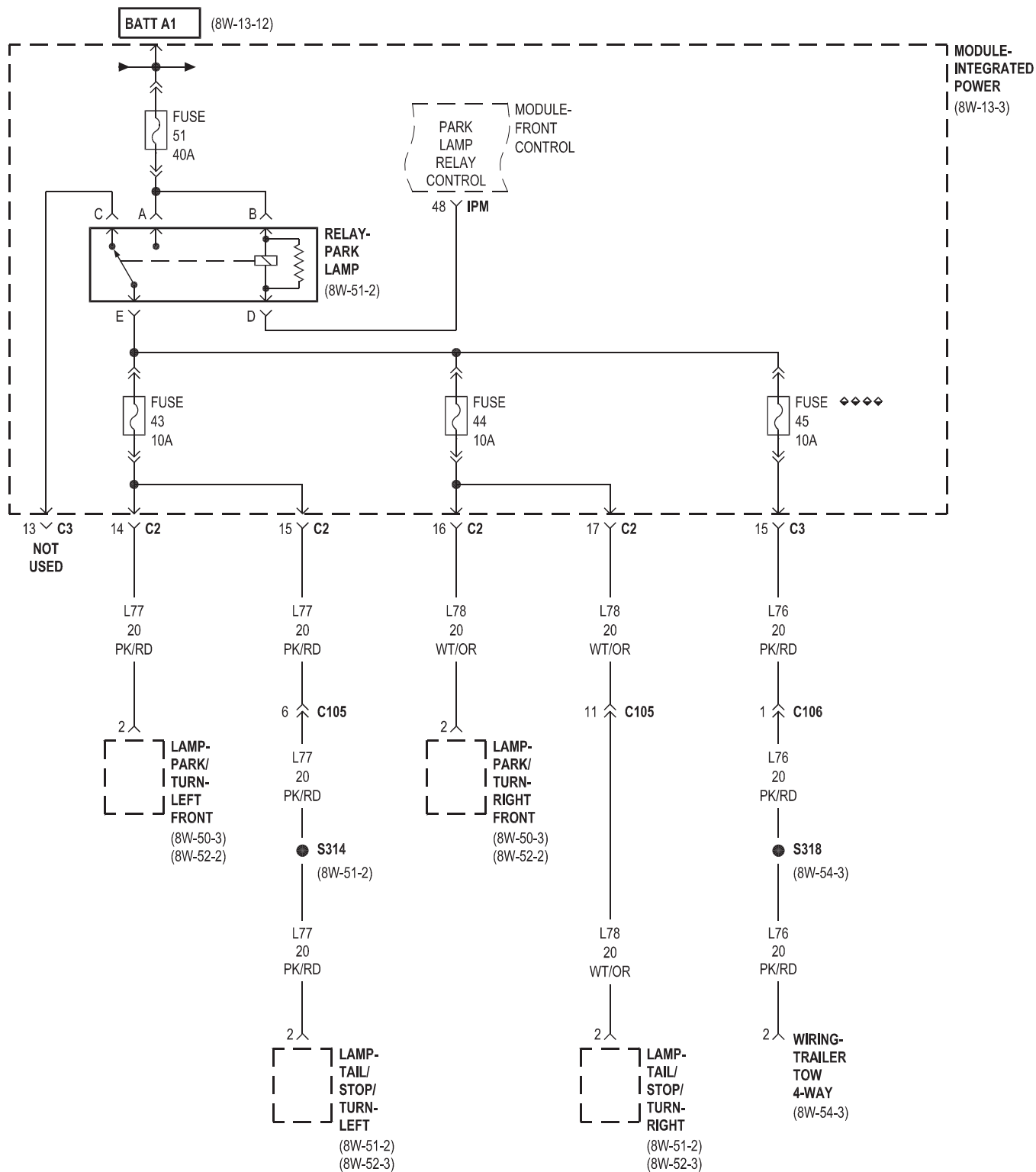












◆◆◆ TRAILER TOW

