

## 8W-13 INTEGRATED POWER MODULE

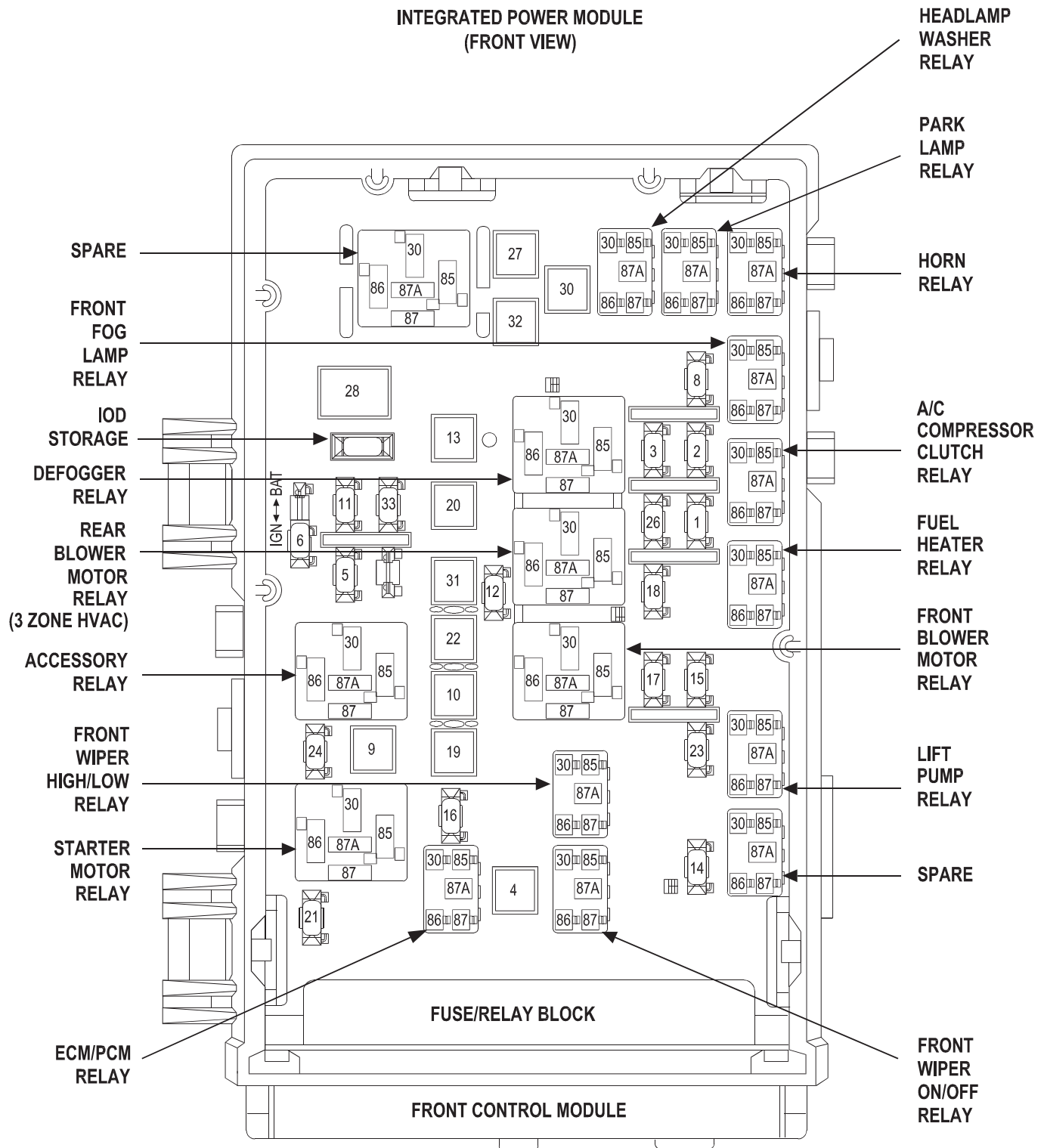
<b>Component</b>	<b>Page</b>
A/C Compressor Clutch . . . . .	8W-13-33, 36
A/C Compressor Clutch Relay . . . . .	8W-13-3, 4, 32, 33, 36
Accessory Relay . . . . .	8W-13-3, 4, 19, 53
Adjustable Pedals Relay . . . . .	8W-13-35, 48
Adjustable Pedals Switch . . . . .	8W-13-28, 35
Ambient Temperature Sensor . . . . .	8W-13-50
Amplifier . . . . .	8W-13-20, 38
Anti-Lock Brake Module . . . . .	8W-13-24, 25, 38, 44, 50, 55
Auto Shut Down Relay . . . . .	8W-13-3, 29
Auto Temp Control . . . . .	8W-13-28
Backup Lamp Switch . . . . .	8W-13-54
Battery . . . . .	8W-13-13, 14, 29, 36
Blower Motor Resistor . . . . .	8W-13-26
Body Control Module . . . . .	8W-13-28, 33, 37, 38, 40, 42, 43, 44, 45, 55, 56
Brake Fluid Level Switch . . . . .	8W-13-53
Brake Lamp Switch . . . . .	8W-13-40, 55
Brake Transmission Shift Interlock Solenoid . . . . .	8W-13-51
Cabin Heater Assist . . . . .	8W-13-31, 48
Camshaft Position Sensor . . . . .	8W-13-32
Center High Mounted Stop Lamp . . . . .	8W-13-55
Clockspring . . . . .	8W-13-49
Clutch Pedal Interlock Switch . . . . .	8W-13-25, 42, 43, 49
Controller Anti-Lock Brake . . . . .	8W-13-24, 25, 38, 44, 50, 55
Crank Case Ventilation Heater . . . . .	8W-13-37
Data Link Connector . . . . .	8W-13-23, 50, 56
Defogger Relay . . . . .	8W-13-3, 4, 27, 52
Driver Heated Seat Module . . . . .	8W-13-38
Driver Power Seat Switch . . . . .	8W-13-38
Driver Power Window Switch . . . . .	8W-13-21, 22
DVD/CD Changer . . . . .	8W-13-28
ECM/PCM Relay . . . . .	8W-13-4, 31
EGR Solenoid . . . . .	8W-13-32
Engine Control Module . . . . .	8W-13-25, 31, 32, 36, 50, 55
Floor Console Lamp . . . . .	8W-13-20
Floor Console Power Outlet . . . . .	8W-13-20, 23
Front Blower Module . . . . .	8W-13-26
Front Blower Motor Relay . . . . .	8W-13-3, 4, 26, 52
Front Cigar Lighter . . . . .	8W-13-20
Front Control Module . . . . .	8W-13-15, 16, 17, 18, 19, 23, 24, 25, 26, 27, 33, 35, 36, 41, 42, 43, 46, 47, 48, 49, 50, 51, 52, 53, 54, 55, 56, 57
Front Fog Lamp Relay . . . . .	8W-13-3, 4, 15, 52
Front Wiper High/Low Relay . . . . .	8W-13-3, 4, 18, 53
Front Wiper On/Off Relay . . . . .	8W-13-3, 4, 18, 48
Fuel Heater . . . . .	8W-13-37
Fuel Heater Relay . . . . .	8W-13-4, 36, 53

<b>Component</b>	<b>Page</b>
Fuel Injector No. 1 . . . . .	8W-13-30
Fuel Injector No. 2 . . . . .	8W-13-30
Fuel Injector No. 3 . . . . .	8W-13-30
Fuel Injector No. 4 . . . . .	8W-13-30
Fuel Injector No. 5 . . . . .	8W-13-30
Fuel Injector No. 6 . . . . .	8W-13-30
Fuel Pressure Solenoid . . . . .	8W-13-32
Fuel Pump Module . . . . .	8W-13-33
Fuel Pump Relay . . . . .	8W-13-3, 33, 53
Fuse 1 . . . . .	8W-13-15
Fuse 2 . . . . .	8W-13-16, 17
Fuse 3 . . . . .	8W-13-16, 17
Fuse 4 . . . . .	8W-13-18
Fuse 5 . . . . .	8W-13-19
Fuse 6 . . . . .	8W-13-19
Fuse 8 . . . . .	8W-13-23
Fuse 9 . . . . .	8W-13-24, 25
Fuse 10 . . . . .	8W-13-26
Fuse 11 . . . . .	8W-13-19
Fuse 12 . . . . .	8W-13-26
Fuse 13 . . . . .	8W-13-27
Fuse 14 . . . . .	8W-13-27, 35, 48
Fuse 15 . . . . .	8W-13-29, 31
Fuse 16 . . . . .	8W-13-29, 31
Fuse 17 . . . . .	8W-13-33, 36
Fuse 18 . . . . .	8W-13-33, 36
Fuse 19 . . . . .	8W-13-38
Fuse 20 . . . . .	8W-13-38
Fuse 21 . . . . .	8W-13-38
Fuse 22 . . . . .	8W-13-38
Fuse 23 . . . . .	8W-13-42, 43
Fuse 24 . . . . .	8W-13-40
Fuse 26 . . . . .	8W-13-40
Fuse 27 . . . . .	8W-13-40
Fuse 28 . . . . .	8W-13-19
Fuse 30 . . . . .	8W-13-41
Fuse 31 . . . . .	8W-13-41
Fuse 32 . . . . .	8W-13-41
Fusible Link . . . . .	8W-13-13, 14
G100 . . . . .	8W-13-13, 14, 44
G101 . . . . .	8W-13-13, 14, 29, 36, 56
G103 . . . . .	8W-13-56
G300 . . . . .	8W-13-46, 47
Generator . . . . .	8W-13-13, 14, 32
Glow Plug Relay . . . . .	8W-13-14, 32
Hands Free Module . . . . .	8W-13-28
Headlamp Switch . . . . .	8W-13-17, 51
Headlamp Washer Pump Motor . . . . .	8W-13-41
Headlamp Washer Relay . . . . .	8W-13-3, 4, 41, 52
High Note Horn . . . . .	8W-13-23
Horn Relay . . . . .	8W-13-3, 4, 23, 48
Ignition Coil . . . . .	8W-13-30

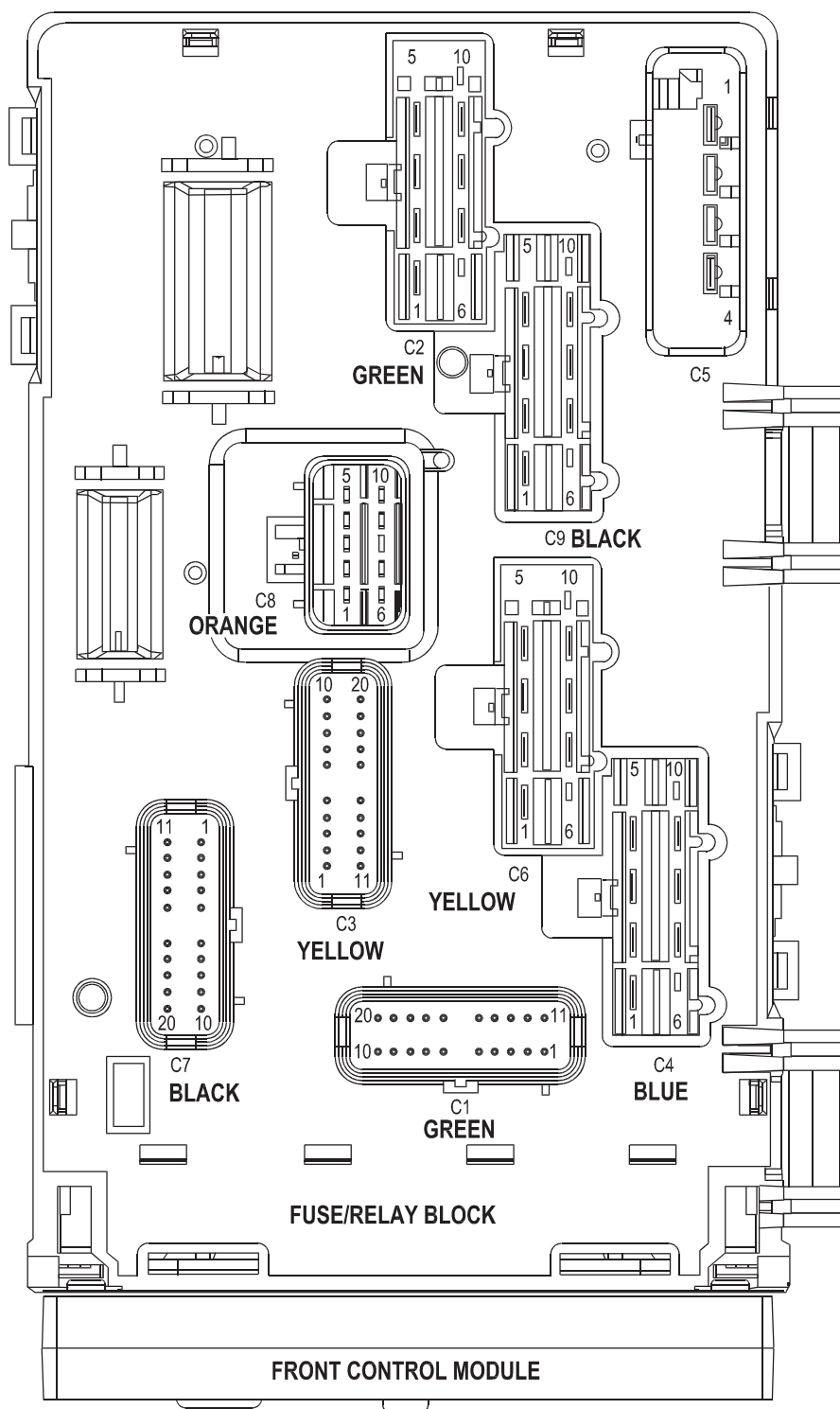
<b>Component</b>	<b>Page</b>	<b>Component</b>	<b>Page</b>
Ignition Switch .	8W-13-24, 25, 33, 34, 37, 42, 43, 49	PTC 4 . . . . .	8W-13-27
Instrument Cluster . . . . .	8W-13-40	PTC 7 . . . . .	8W-13-23
Instrument Panel Switch Bank . . . . .	8W-13-57	Radiator Fan Relay . . . . .	8W-13-40, 44
Integrated Power Module .	8W-13-3, 4, 5, 15, 16, 17, 18, 19, 20, 23, 24, 25, 26, 27, 28, 29, 30, 31, 32, 33, 35, 36, 37, 38, 40, 41, 42, 43, 44, 45, 46, 47, 48, 49, 50, 51, 52, 53, 54, 55, 56, 57	Radiator Fan Relay No. 1 . . . . .	8W-13-14, 32
Left Fog Lamp . . . . .	8W-13-15	Radiator Fan Relay No. 2 . . . . .	8W-13-32, 40
Left Front Park/Turn Signal Lamp . . . . .	8W-13-16, 45, 54	Radiator Fan Relay No. 3 . . . . .	8W-13-32
Left Headlamp . . . . .	8W-13-46	Radio . . . . .	8W-13-20, 28
Left Headlamp Leveling Motor . . .	8W-13-17, 51, 54	Rear A/C-Heater Unit . . . . .	8W-13-26
Left High Beam Lamp . . . . .	8W-13-47	Rear Blower Motor Power Module . . . . .	8W-13-26
Left Low Beam Lamp . . . . .	8W-13-47	Rear Blower Motor Relay . . . . .	8W-13-3, 4, 26, 52
Left Park Lamp . . . . .	8W-13-17, 47, 54	Rear Power Outlet . . . . .	8W-13-19, 20
Left Power Mirror . . . . .	8W-13-27	Rear Window Defogger Grid . . . . .	8W-13-27
Left Rear Lamp Assembly . . . . .	8W-13-16, 17, 54	Rear Wiper Motor . . . . .	8W-13-19
Left Repeater Lamp . . . . .	8W-13-40	Right Fog Lamp . . . . .	8W-13-15
Left Sliding Door Control Module . . . . .	8W-13-41	Right Front Park/Turn Signal Lamp . . . . .	8W-13-16, 45, 49
Left Turn Signal Lamp . . . . .	8W-13-45	Right Headlamp . . . . .	8W-13-46
License Lamp . . . . .	8W-13-16, 17, 54	Right Headlamp Leveling Motor . .	8W-13-17, 49, 51
Lift Pump Relay . . . . .	8W-13-4, 31	Right High Beam Lamp . . . . .	8W-13-47
Mass Air Flow Sensor . . . . .	8W-13-32	Right Low Beam Lamp . . . . .	8W-13-47
Memory Seat/Mirror/Adjustable Pedals Module . . . . .	8W-13-38	Right Park Lamp . . . . .	8W-13-17, 47, 49
Message Center . . . . .	8W-13-40	Right Power Mirror . . . . .	8W-13-27
Occupant Classification Module . . . . .	8W-13-57	Right Rear Lamp Assembly . . .	8W-13-16, 17, 49, 55
Occupant Restraint Controller . . . . .	8W-13-52, 57	Right Repeater Lamp . . . . .	8W-13-40
Overhead Console . . . . .	8W-13-28	Right Sliding Door Control Module . . . . .	8W-13-41
Park Assist Module . . . . .	8W-13-33, 42	Right Turn Signal Lamp . . . . .	8W-13-45
Park Lamp Relay . . . . .	8W-13-3, 4, 16, 17, 48	Sentry Key Remote Entry Module . . . . .	8W-13-28, 34, 37, 42, 43
Passenger Airbag On/Off Indicator Lamp . . . . .	8W-13-57	Siren . . . . .	8W-13-28
Passenger Folding Mirror Relay . . . . .	8W-13-33, 36	Starter Motor . . . . .	8W-13-13, 14, 24, 25
Passenger Heated Seat Module . . . . .	8W-13-39	Starter Motor Relay . . . . .	8W-13-3, 4, 24, 25, 42, 43
Passenger Power Seat Switch . . . . .	8W-13-39	Sunroof Module . . . . .	8W-13-19, 41
Passenger Power Window Switch . . . . .	8W-13-19	Thatcham Alarm Module . .	8W-13-28, 34, 37, 43, 56
Power Liftgate Module . . . . .	8W-13-41	Trailer Tow Connector . . . . .	8W-13-16, 54
Power Mirror Switch . . . . .	8W-13-35, 36	Transmission Control Module . . . . .	8W-13-14, 50
Power Outlet . . . . .	8W-13-23	Transmission Control Relay . . . . .	8W-13-3, 14, 29
Power Seat Circuit Breaker . . . . .	8W-13-38	Transmission Solenoid/Pressure Switch Assembly . . . . .	8W-13-29
Power Window Circuit Breaker . . . . .	8W-13-19	Vehicle Speed Sensor . . . . .	8W-13-31
Power Window Switch . . . . .	8W-13-21	Washer Fluid Level Switch . . . . .	8W-13-49
Powertrain Control Module . .	8W-13-24, 29, 30, 33, 44, 50, 51, 56	Washer Pump Motor . . . . .	8W-13-57
		Wiper Module . . . . .	8W-13-18, 48



**INTEGRATED POWER MODULE  
(FRONT VIEW)**



**INTEGRATED POWER MODULE  
(REAR VIEW)**



## FUSES

FUSE NO.	AMPS	FUSED CIRCUIT	FUNCTION
1	20A	INTERNAL ○○○	FUSED B(+)
2	15A	INTERNAL	FUSED PARK LAMP RELAY OUTPUT (LEFT)
3	15A	INTERNAL	FUSED PARK LAMP RELAY OUTPUT (RIGHT)
4	30A	INTERNAL	FUSED B(+)
5	20A	F306 16DB/PK	FUSED ACCESSORY RELAY OUTPUT
6	20A	F307 18LB/PK ■■■	FUSED B(+)
6	20A	F307 18LB/PK ■■■■	FUSED ACCESSORY RELAY OUTPUT
8	20A	INTERNAL	FUSED B(+)
9	40A	INTERNAL	FUSED B(+)
10	40A	C7 12DB	FUSED FRONT BLOWER MOTOR RELAY OUTPUT
11	20A	F302 18GY/PK	FUSED ACCESSORY RELAY OUTPUT
12	25A	C51 12LB/BR □□□	FUSED REAR BLOWER MOTOR RELAY OUTPUT
13	40A	C15 12DB/WT	FUSED DEFOGGER RELAY OUTPUT
14	20A	INTERNAL	FUSED B(+) (I.O.D.)
15	20A	INTERNAL ■	FUSED B(+)
15	20A	INTERNAL ○○	FUSED B(+)
16	25A	INTERNAL	FUSED B(+)
17	20A	INTERNAL	FUSED B(+)
18	15A	INTERNAL	FUSED B(+)
19	40A	A101 12VT/RD	FUSED B(+)
20	30A	A116 14YL/RD ●●●	FUSED B(+)
21	25A	A111 12DG/RD ◇◇◇	FUSED B(+)
22	40A	A110 12OR/RD	FUSED B(+)
23	10A	A106 20LB/RD	FUSED B(+)
24	20A	A701 16BR/RD	FUSED B(+) (HAZARD)
26	20A	A103 18GY/RD	FUSED B(+)
27	40A	A112 12OR/RD	FUSED B(+)
28	40A	F30 12PK/YL	FUSED ACCESSORY RELAY OUTPUT
30	40A	INTERNAL ▲▲	FUSED B(+)
31	40A	A113 12WT/RD	FUSED B(+)
32	40A	A115 12YL/RD	FUSED B(+)

■ EATX GAS  
 ▲▲ EXPORT  
 ◇◇◇ ABS

○○ DIESEL  
 ○○○ FOG LAMPS  
 ●●● HIGHLINE AUDIO

□□□ 3 ZONE HVAC  
 ■■■ BATTERY POSITION  
 ■■■■ ACCESSORY RELAY POSITION

### POSITIVE TEMPERATURE COEFFICIENTS

PTC NO.	AMPS	FUSED CIRCUIT	FUNCTION
4	8A	C16 20DB/GY	FUSED DEFOGGER RELAY OUTPUT
7	13A	A105 18DB/RD	FUSED B(+)

### RELAYS

#### A/C COMPRESSOR CLUTCH RELAY

CAVITY	CIRCUIT	FUNCTION
30	INTERNAL	FUSED B(+)
85	C13 18LB/OR ○	A/C CLUTCH RELAY CONTROL
85	C13 20LB/OR ○○	A/C COMPRESSOR CLUTCH RELAY CONTROL
86	F202 18PK/GY ○	FUSED IGNITION SWITCH OUTPUT (RUN-START)
86	K342 16BR/WT ○○	ECM/PCM RELAY OUTPUT
87	C3 18DB/YL	A/C COMPRESSOR CLUTCH RELAY OUTPUT
87A	-	-

#### ACCESSORY RELAY

CAVITY	CIRCUIT	FUNCTION
30	INTERNAL	B(+)
85	FCM 35	ACCESSORY RELAY CONTROL (RUN-ACC)
86	INTERNAL	B(+)
87	INTERNAL	FUSED ACCESSORY RELAY OUTPUT
87A	-	-

#### AUTO SHUT DOWN RELAY (GAS)

CAVITY	CIRCUIT	FUNCTION
30	K342 16BR/WT	ASD RELAY OUTPUT
85	K51 18BR/WT	ASD RELAY CONTROL
86	INTERNAL	FUSED B(+)
87	INTERNAL	FUSED B(+)
87A	-	-

○ GAS  
○○ DIESEL

**DEFOGGER  
RELAY**

CAVITY	CIRCUIT	FUNCTION
30	INTERNAL	B(+)
85	FCM 31	DEFOGGER RELAY CONTROL
86	INTERNAL	B(+)
87	INTERNAL	DEFOGGER RELAY OUTPUT
87A	-	-

**ECM/PCM  
RELAY  
(DIESEL)**

CAVITY	CIRCUIT	FUNCTION
30	INTERNAL	FUSED B(+)
85	K51 20BR/WT	ECM/PCM RELAY CONTROL
86	INTERNAL	FUSED B(+)
87	K342 16BR/WT	ECM/PCM RELAY OUTPUT
87A	-	-

**FRONT  
BLOWER  
MOTOR  
RELAY**

CAVITY	CIRCUIT	FUNCTION
30	INTERNAL	B(+)
85	FCM 30	FRONT BLOWER MOTOR RELAY CONTROL
86	INTERNAL	B(+)
87	C7 12DB	FUSED FRONT BLOWER MOTOR RELAY OUTPUT
87A	-	-

**FRONT  
FOG  
LAMP  
RELAY**

CAVITY	CIRCUIT	FUNCTION
30	INTERNAL	FUSED B(+)
85	FCM 33	FRONT FOG LAMP RELAY CONTROL
86	INTERNAL	FUSED B(+)
87	INTERNAL	FRONT FOG LAMP RELAY OUTPUT
87A	-	-



**FRONT  
WIPER  
HIGH/LOW  
RELAY**

CAVITY	CIRCUIT	FUNCTION
30	INTERNAL	FRONT WIPER ON/OFF RELAY OUTPUT
85	FCM 34	FRONT WIPER HIGH/LOW RELAY CONTROL
86	INTERNAL	FRONT WIPER ON/OFF RELAY OUTPUT
87	W4 12BR/OR	FRONT WIPER HIGH/LOW RELAY HIGH SPEED OUTPUT
87A	W3 12BR/WT	FRONT WIPER HIGH/LOW RELAY LOW SPEED OUTPUT

**FRONT  
WIPER  
ON/OFF  
RELAY**

CAVITY	CIRCUIT	FUNCTION
30	INTERNAL	FRONT WIPER ON/OFF RELAY OUTPUT
85	INTERNAL	FUSED B(+)
86	FCM 14	FRONT WIPER ON/OFF RELAY CONTROL
87	INTERNAL	FUSED B(+)
87A	INTERNAL	GROUND

**FUEL  
HEATER  
RELAY  
(DIESEL)**

CAVITY	CIRCUIT	FUNCTION
30	INTERNAL	FUSED B(+)
85	Z114 18BK/LG	GROUND
86	INTERNAL	FUSED IGNITION SWITCH OUTPUT (RUN-START)
87	N1 16DB/OR	FUEL HEATER RELAY OUTPUT
87A	-	-

**FUEL  
PUMP  
RELAY  
(GAS)**

CAVITY	CIRCUIT	FUNCTION
30	N1 18DB/OR	FUEL PUMP RELAY OUTPUT
85	K31 18BR	FUEL PUMP RELAY CONTROL
86	INTERNAL	FUSED IGNITION SWITCH OUTPUT (RUN-START)
87	INTERNAL	FUSED B(+)
87A	-	-

**HEADLAMP  
WASHER  
RELAY  
(EXPORT)**

CAVITY	CIRCUIT	FUNCTION
30	INTERNAL	FUSED B(+)
85	FCM 32	HEADLAMP WASHER RELAY CONTROL
86	INTERNAL	FUSED B(+)
87	V53 12BR/OR	HEADLAMP WASHER RELAY OUTPUT
87A	-	-

**HORN  
RELAY**

CAVITY	CIRCUIT	FUNCTION
30	INTERNAL	FUSED B(+)
85	FCM 10	HORN RELAY CONTROL
86	INTERNAL	FUSED B(+)
87	X2 18DG/OR	HORN RELAY OUTPUT
87A	-	-

**LIFT  
PUMP  
RELAY  
(DIESEL)**

CAVITY	CIRCUIT	FUNCTION
30	INTERNAL	FUSED B(+)
85	N21 20DB/TN	LIFT PUMP RELAY CONTROL
86	F202 18PK/GY	FUSED IGNITION SWITCH OUTPUT (RUN-START)
87	N2 18DB/YL	LIFT PUMP RELAY OUTPUT
87A	-	-

**PARK  
LAMP  
RELAY**

CAVITY	CIRCUIT	FUNCTION
30	INTERNAL	B(+)
85	FCM 13	PARK LAMP RELAY CONTROL
86	INTERNAL	B(+)
87	INTERNAL	PARK LAMP RELAY OUTPUT
87A	-	-

**REAR  
BLOWER  
MOTOR  
RELAY  
(3 ZONE HVAC)**

CAVITY	CIRCUIT	FUNCTION
30	INTERNAL	B(+)
85	FCM 30	REAR BLOWER MOTOR RELAY CONTROL
86	INTERNAL	B(+)
87	C51 12LB/BR	FUSED REAR BLOWER MOTOR RELAY OUTPUT
87A	-	-

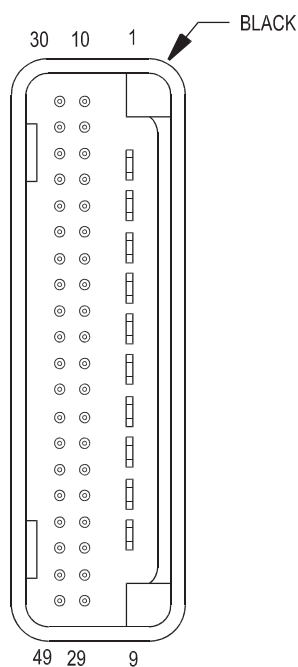
**STARTER  
MOTOR  
RELAY**

CAVITY	CIRCUIT	FUNCTION
30	INTERNAL	FUSED B(+)
85	T752 18DG/OR ○	STARTER MOTOR RELAY CONTROL
85	T752 20DG/OR ○○	STARTER MOTOR RELAY CONTROL
86	INTERNAL	FUSED IGNITION SWITCH OUTPUT (START)
87	T750 12YL/GY	STARTER MOTOR RELAY OUTPUT
87A	-	-

**TRANSMISSION  
CONTROL  
RELAY  
(GAS)**

CAVITY	CIRCUIT	FUNCTION
30	T16 18YL/OR	TRANSMISSION CONTROL RELAY OUTPUT
85	Z115 18BK/OR *	GROUND
85	Z115 20BK/OR **	GROUND
86	T15 18YL/BR	TRANSMISSION CONTROL RELAY CONTROL
87	INTERNAL	FUSED B(+)
87A	-	-

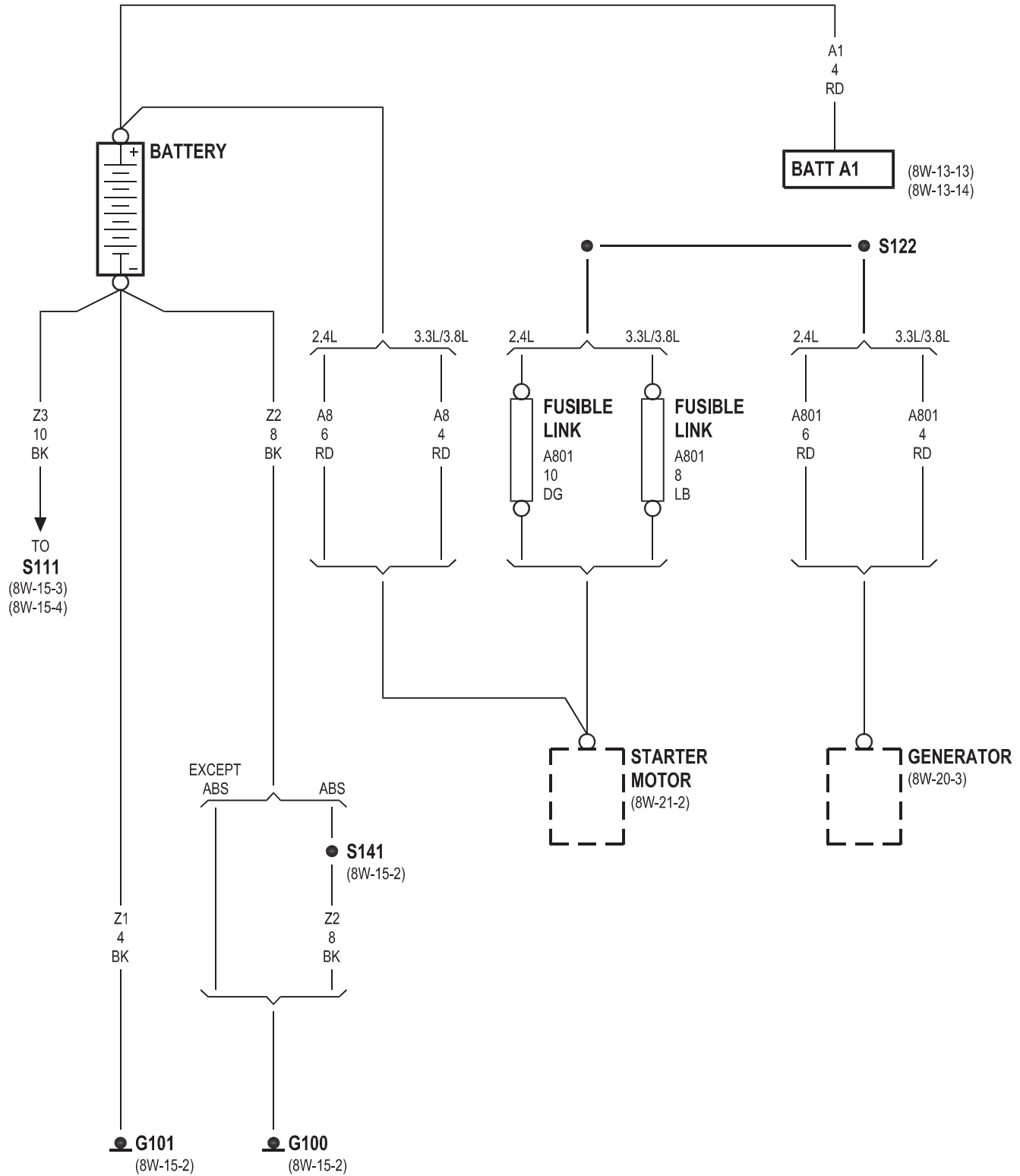
○ GAS                      \* 2.4L  
 ○○ DIESEL            \*\* 3.3L/3.8L

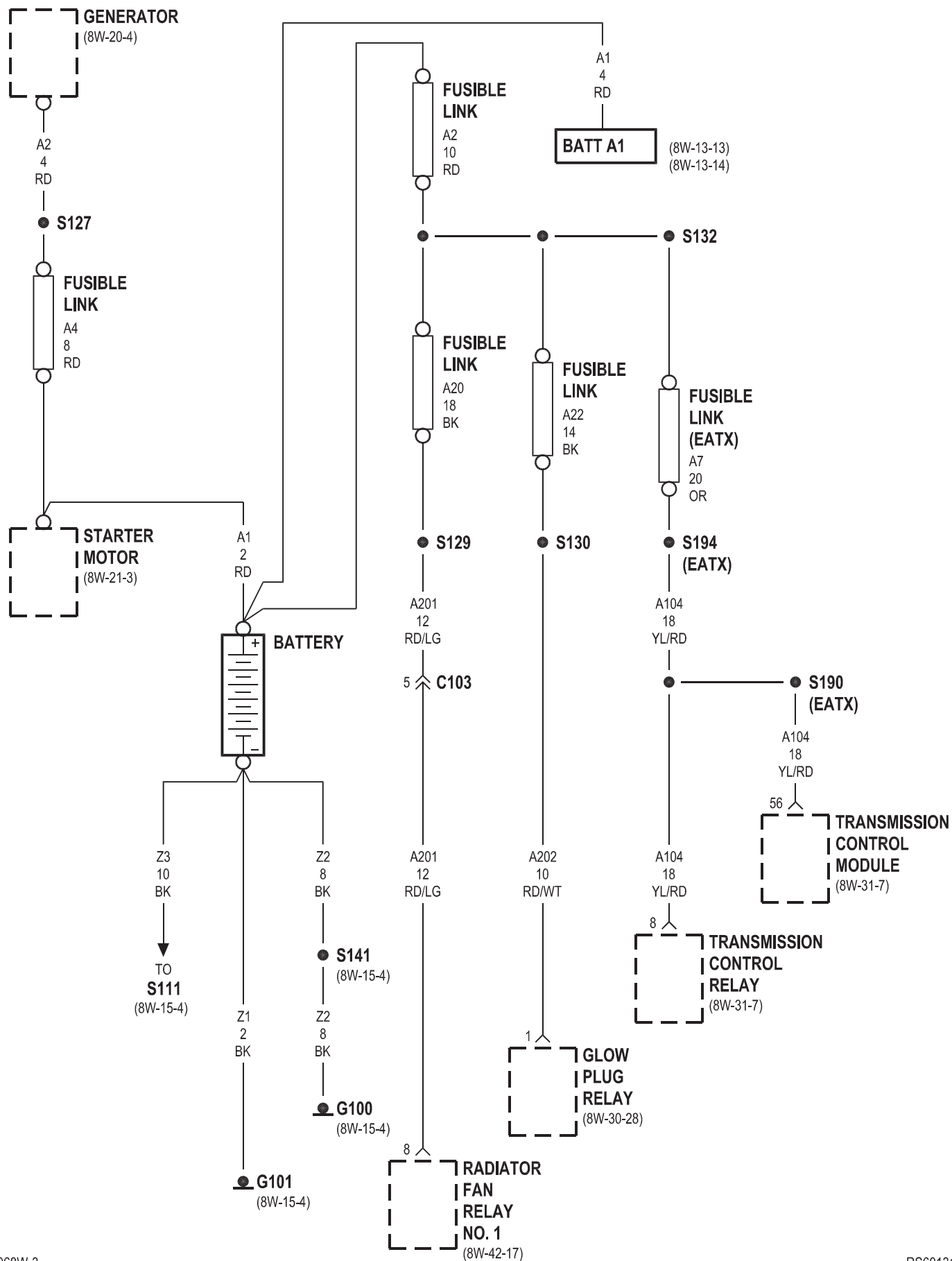


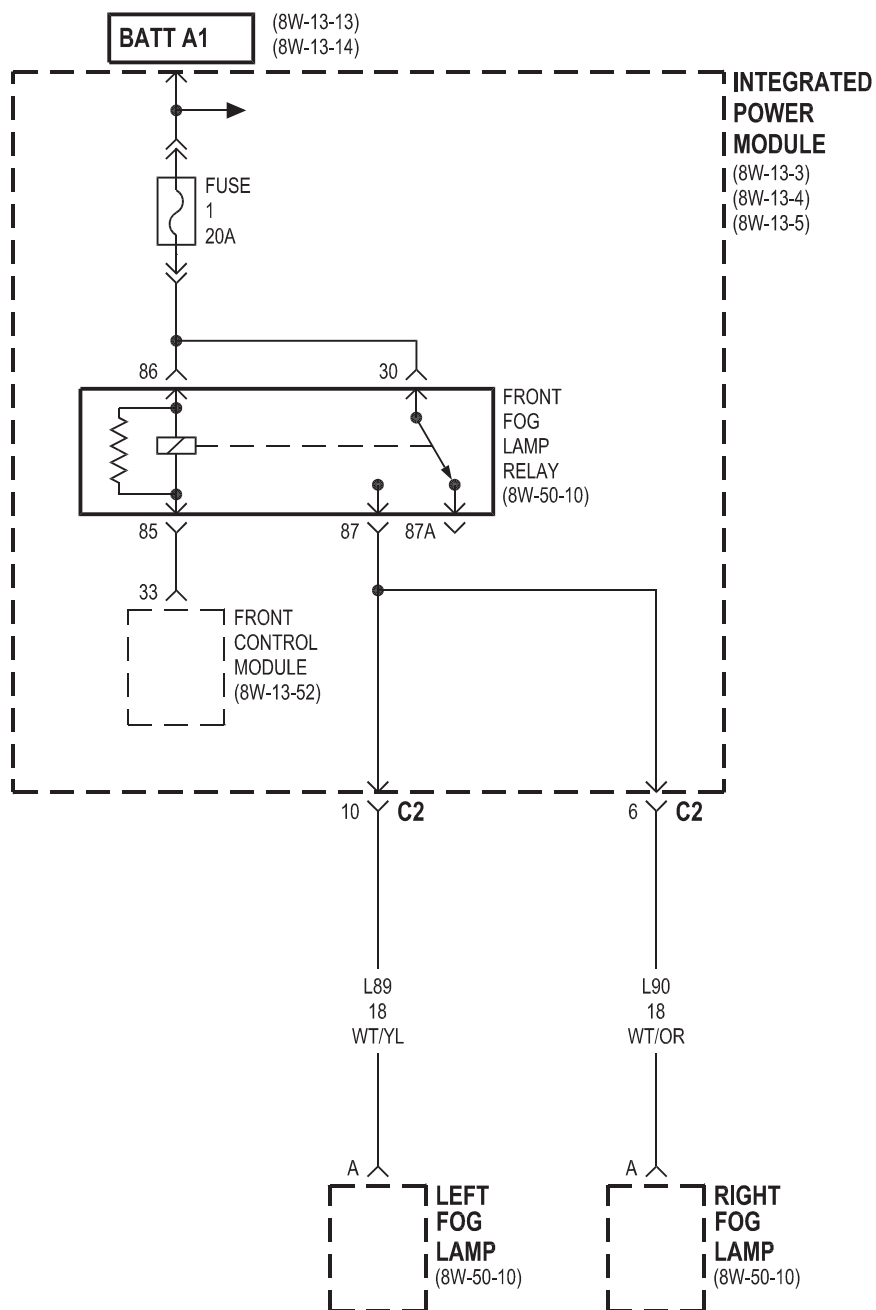
**FRONT  
CONTROL  
MODULE**

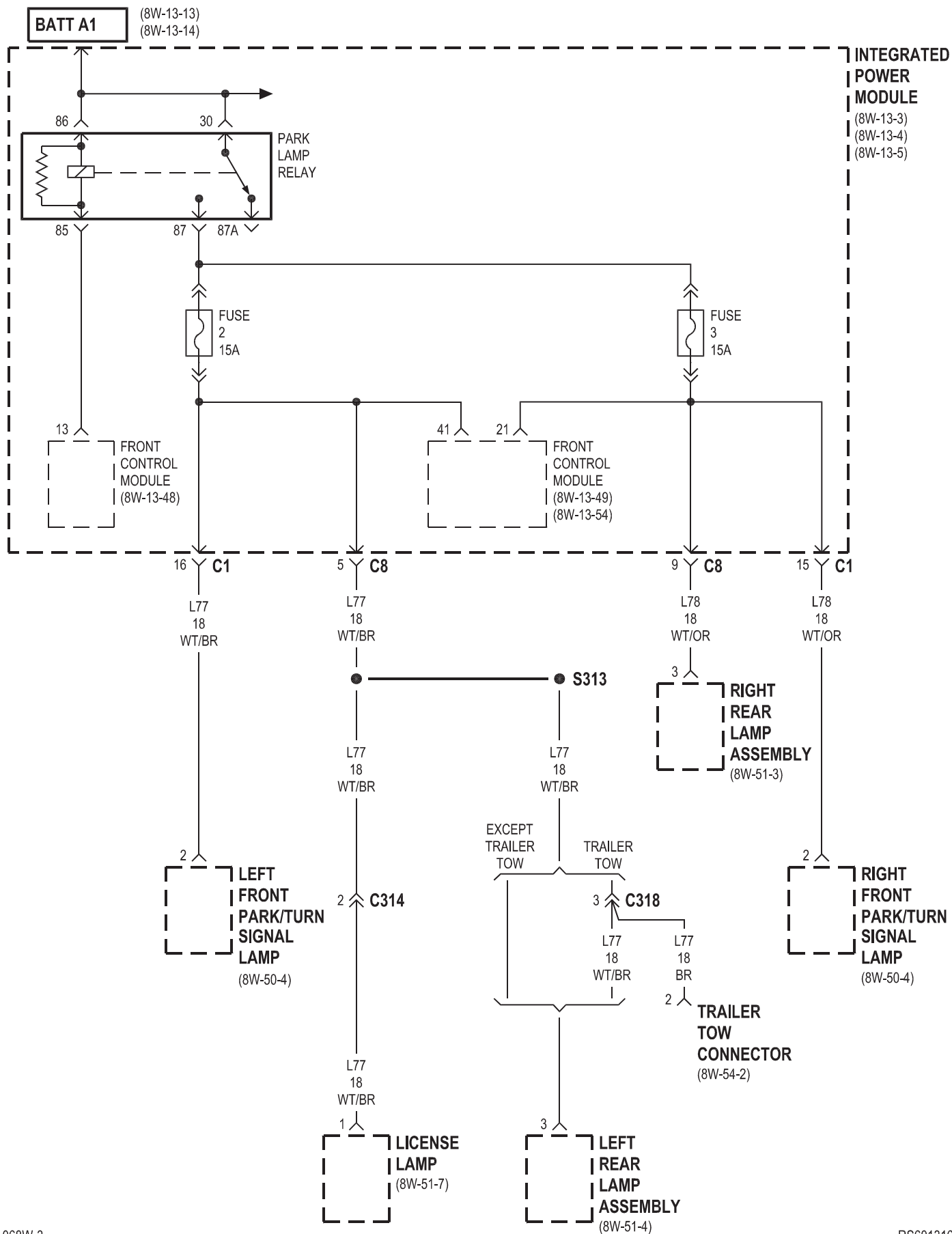
CAV	CIRCUIT	FUNCTION
1	A1	B(+)
2	A1	B(+)
3	L43	LEFT LOW BEAM DRIVER
4	L34	RIGHT HIGH BEAM DRIVER
5	L33	LEFT HIGH BEAM DRIVER
6	L44	RIGHT LOW BEAM DRIVER
7	-	-
8	INTERNAL	GROUND
9	A1	B(+)
10	FCM 10	HORN RELAY CONTROL
11	-	-
12	P201 ◆◆◆◆	ADJUSTABLE PEDALS RELAY CONTROL
13	FCM 13	PARK LAMP RELAY CONTROL
14	FCM 14	FRONT WIPER ON/OFF RELAY CONTROL
15	C41 ○○	CABIN HEATER ASSIST CONTROL
16	W7	WIPER PARK SWITCH SENSE
17	X3	HORN SWITCH SENSE
18	W1	WASHER FLUID LEVEL SWITCH SENSE
19	FCM 19	FUSED IGNITION SWITCH OUTPUT (START)
20	-	-
21	L78	FUSED PARK LAMP RELAY OUTPUT (RIGHT)
22	D25	PCI BUS
23	G931 ○○	AMBIENT TEMPERATURE SENSOR RETURN
24	-	-
25	G31 ○○	AMBIENT TEMPERATURE SENSOR SIGNAL
26	L13 ▲▲	HEADLAMP ADJUST SIGNAL
27	F1, F2	FCM OUTPUT (UNLOCK-RUN-START)
28	-	-
29	F100	ORC RUN ONLY DRIVER
30	FCM 30	FRONT/REAR BLOWER MOTOR RELAY CONTROL
31	FCM 31	DEFOGGER RELAY CONTROL
32	FCM 32 ▲▲	HEADLAMP WASHER RELAY CONTROL
33	FCM 33	FRONT FOG LAMP RELAY CONTROL
34	FCM 34	FRONT WIPER HIGH/LOW RELAY CONTROL
35	FCM 35	ACCESSORY RELAY CONTROL (RUN-ACC)
36	B20	BRAKE FLUID LEVEL SWITCH SENSE
37	F20	FUSED IGNITION SWITCH OUTPUT (RUN-START)
38	A1	B(+) (WHEN IPM C5 CPA IS NOT ENGAGED)
39	T2 ■	TRS REVERSE SENSE
40	-	-
41	L77	FUSED PARK LAMP RELAY OUTPUT (LEFT)
42	D123	FLASH PROGRAM ENABLE
43	Z116	GROUND
44	L50 ○○	PRIMARY BRAKE SWITCH SIGNAL
44	L50 ○	BRAKE LAMP SWITCH OUTPUT
45	W10	FRONT WASHER PUMP MOTOR CONTROL
46	W20	REAR WASHER PUMP MOTOR CONTROL
47	K32	BRAKE TRANSMISSION SHIFT INTERLOCK SOLENOID CONTROL
48	F201	ORC RUN-START DRIVER
49	-	-

■ MTX  
 ○ GAS  
 ○○ DIESEL  
 ▲▲ EXPORT  
 ◆◆◆◆ EXCEPT EXPORT EXCEPT MEMORY



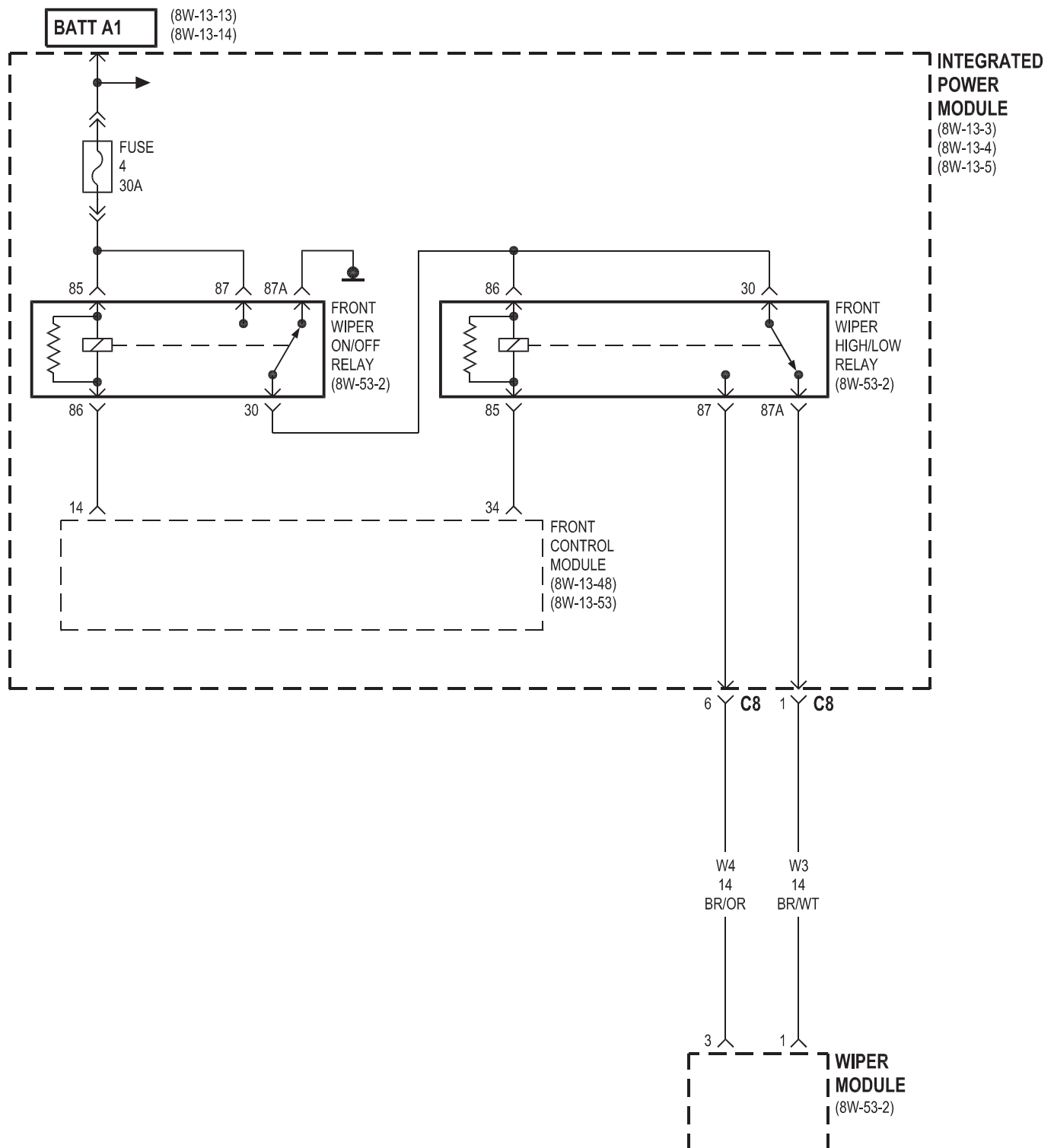


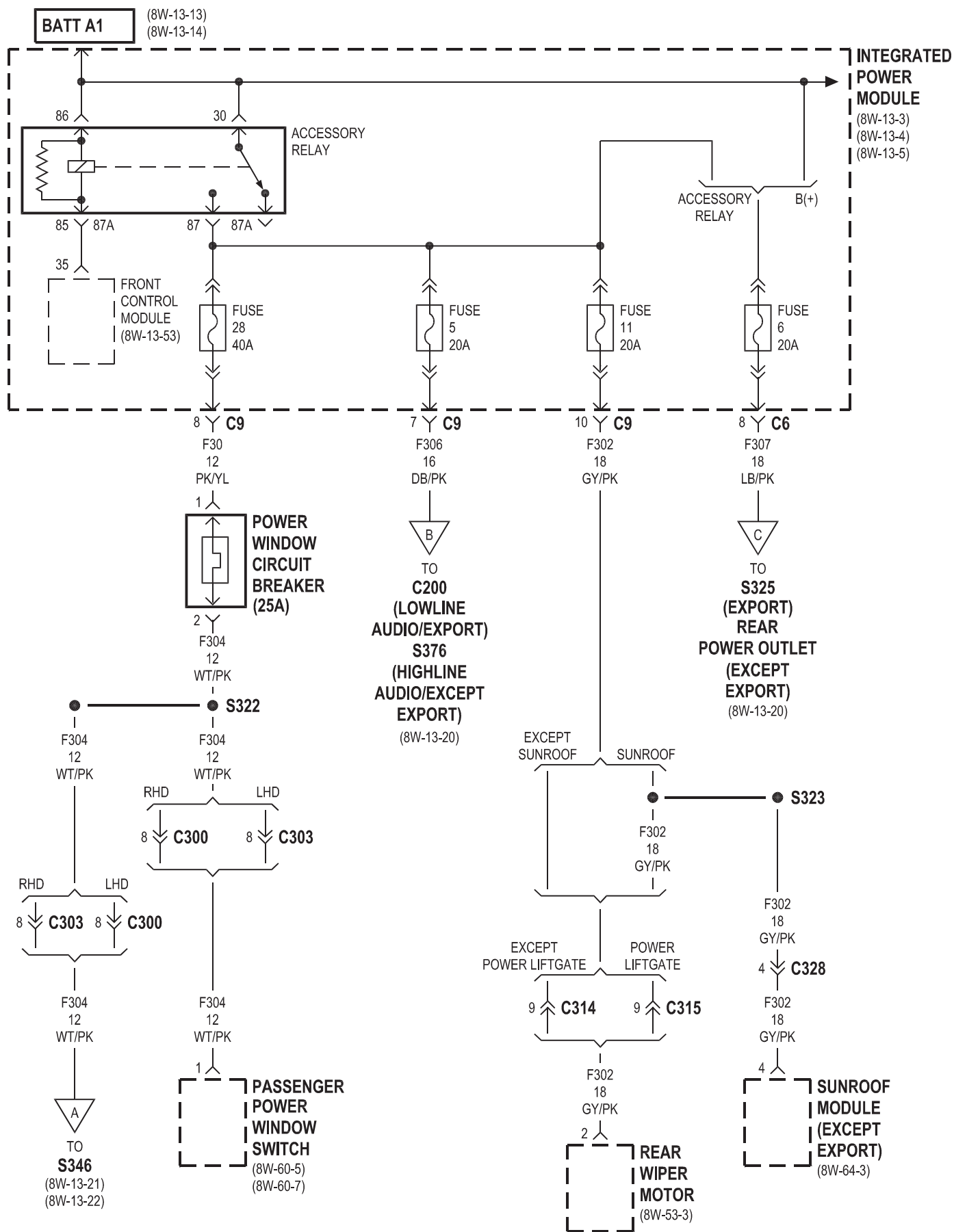


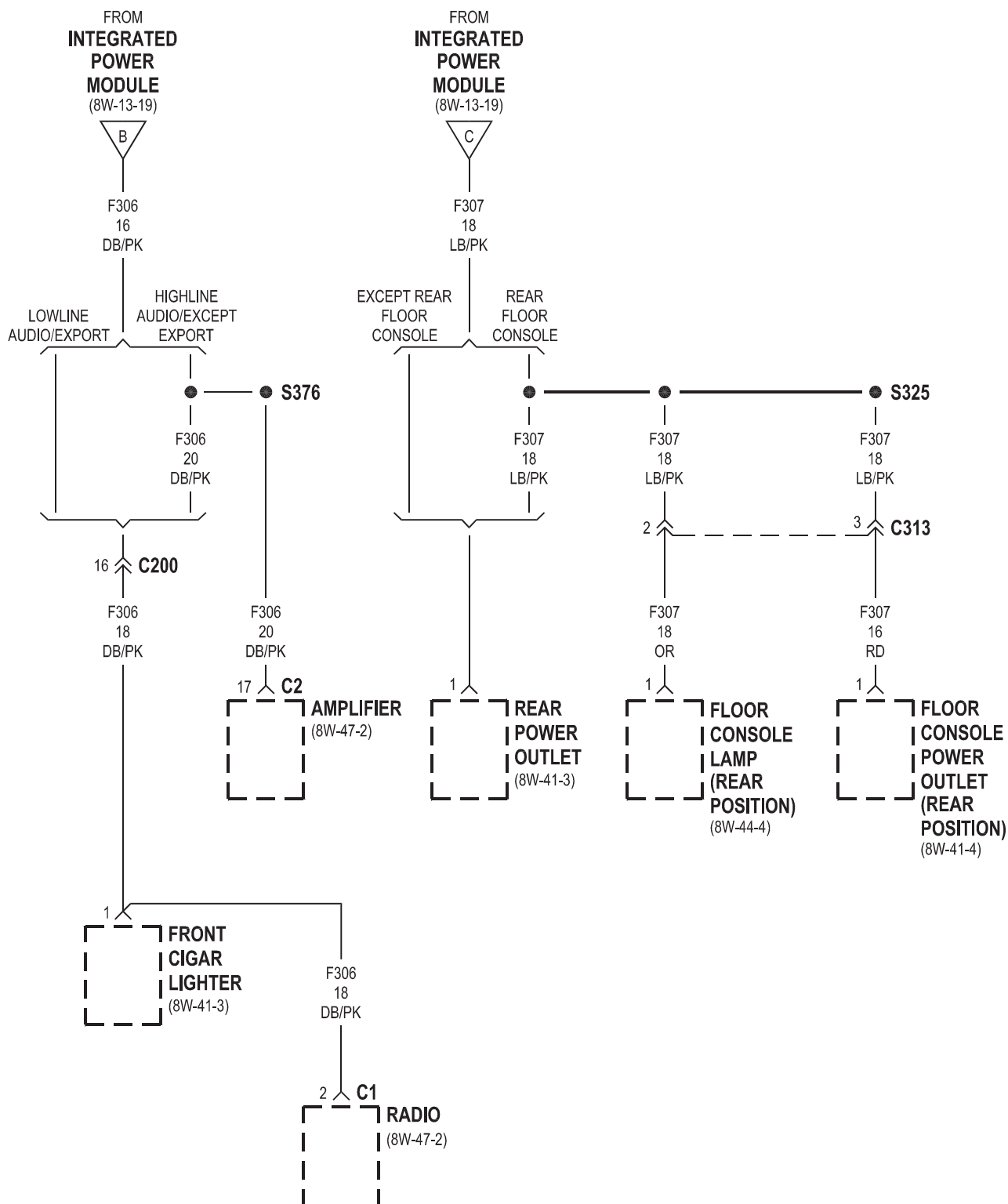


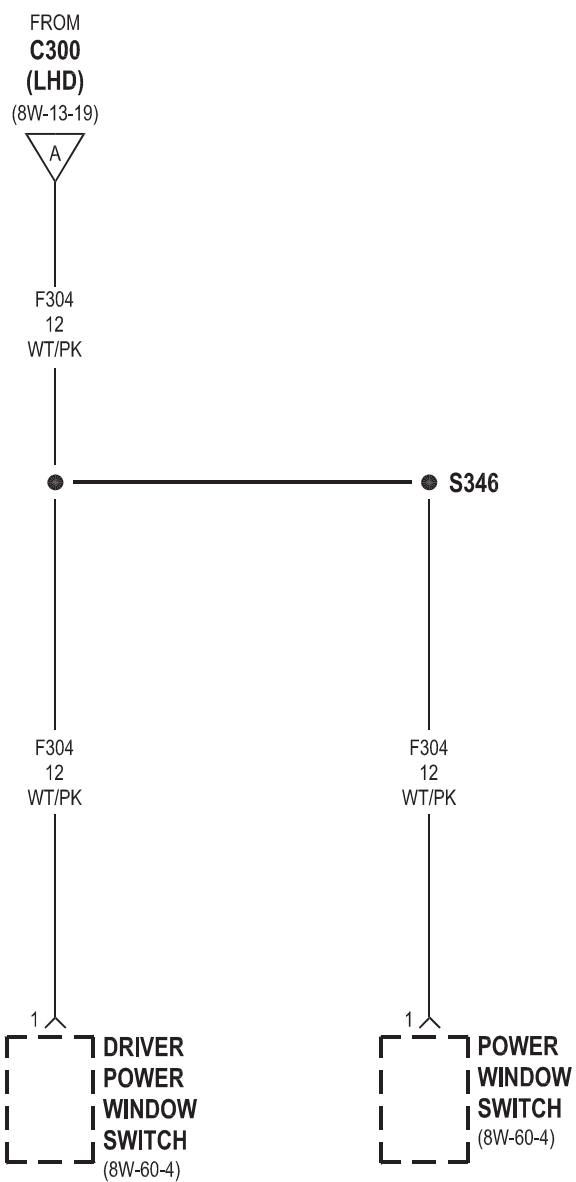


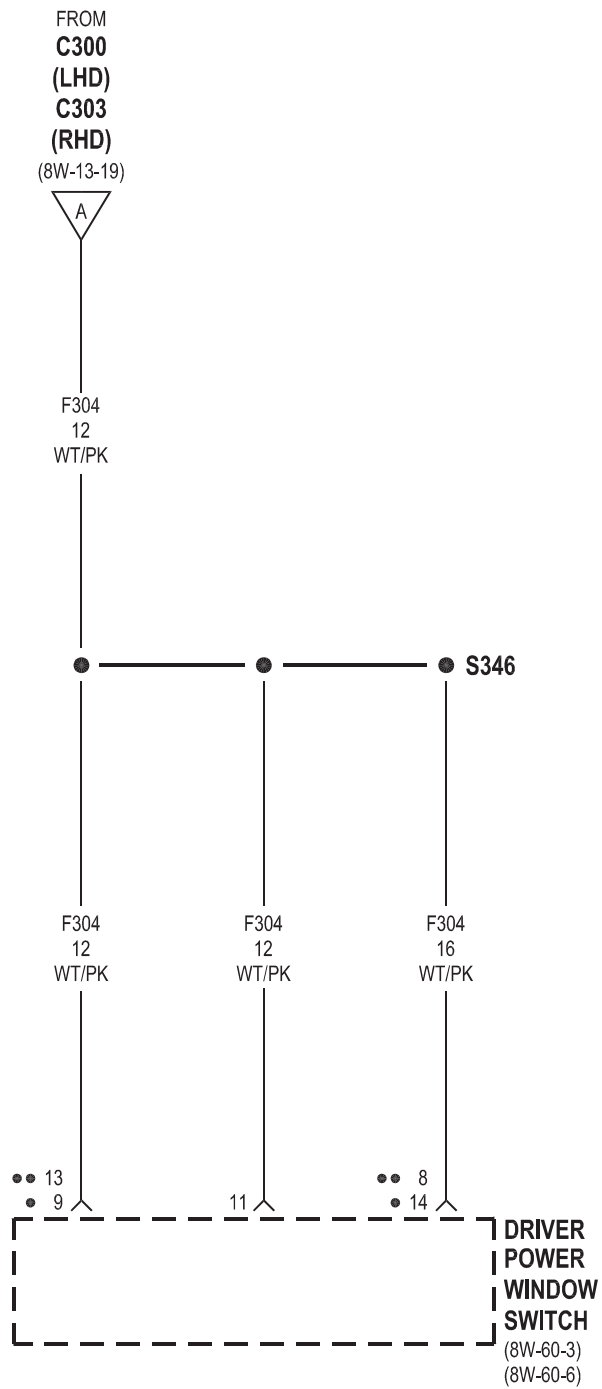


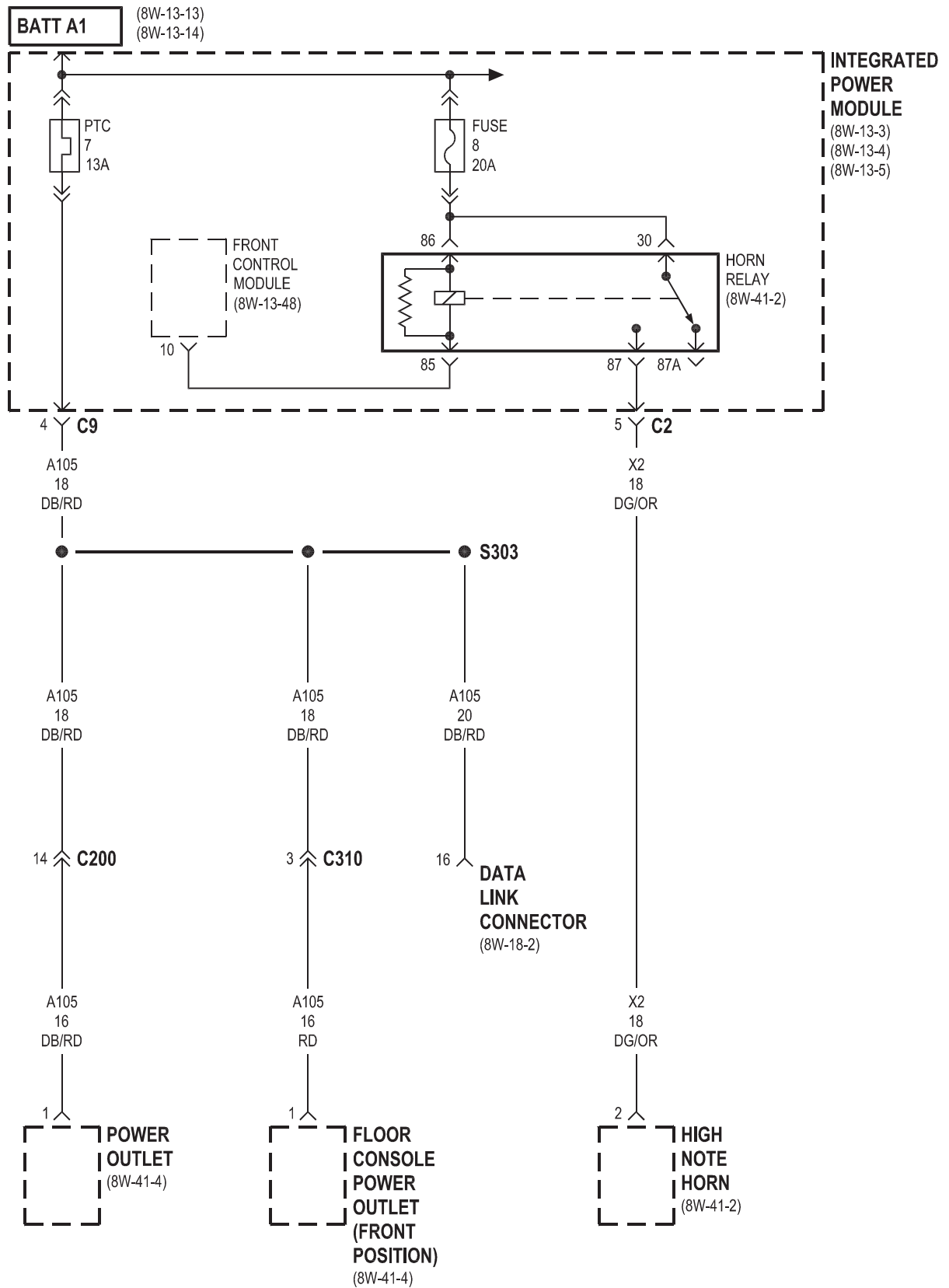




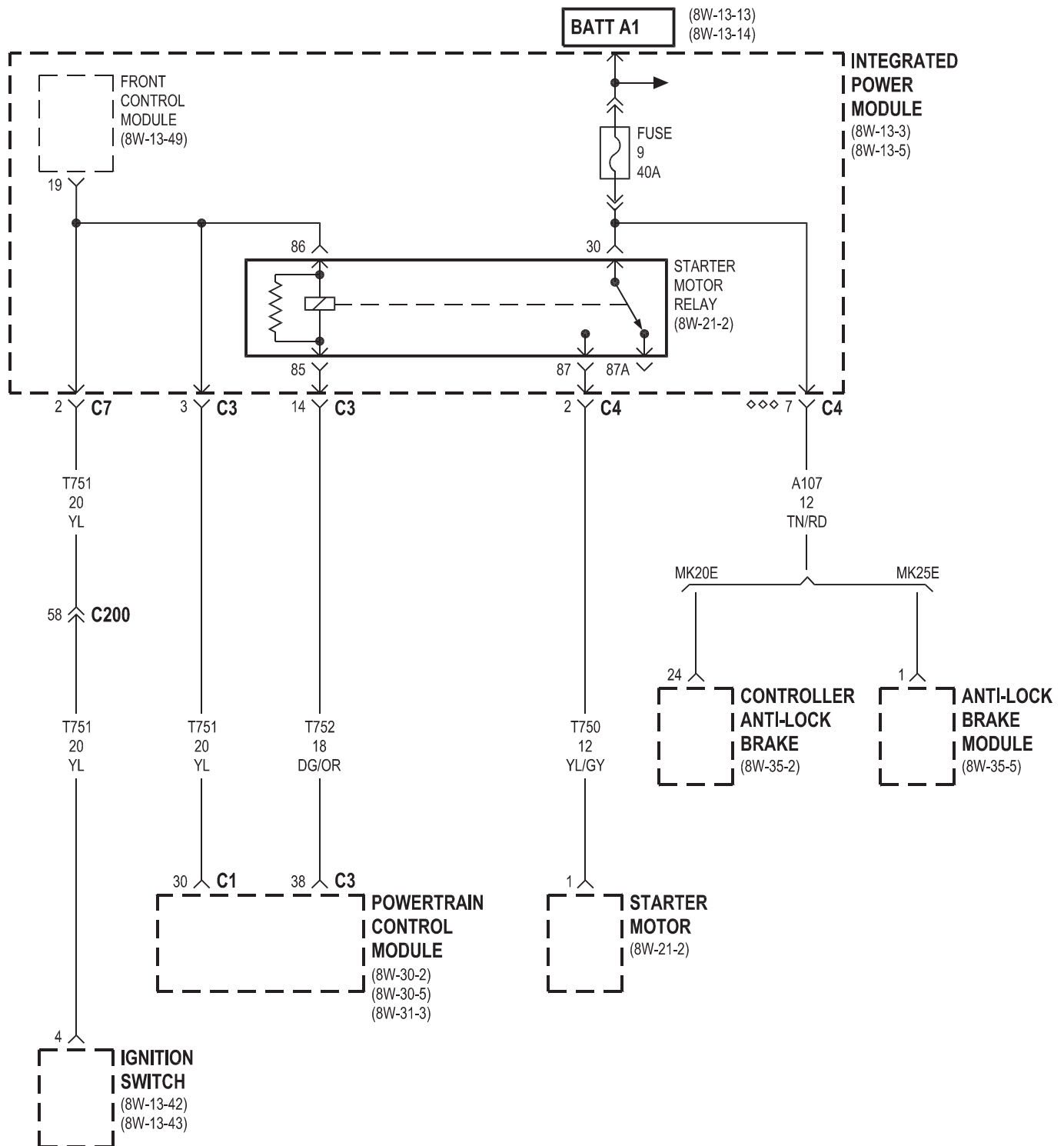




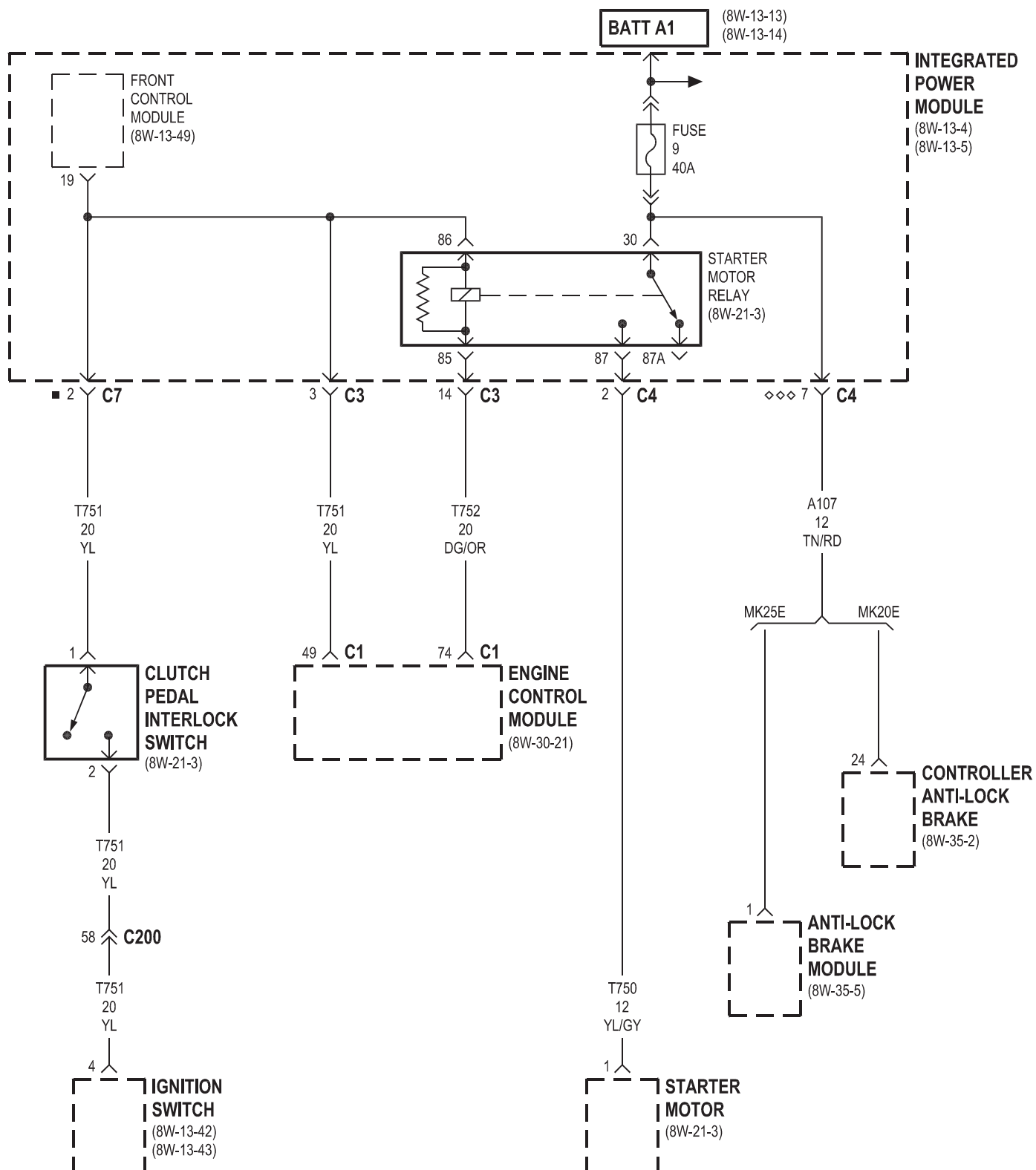




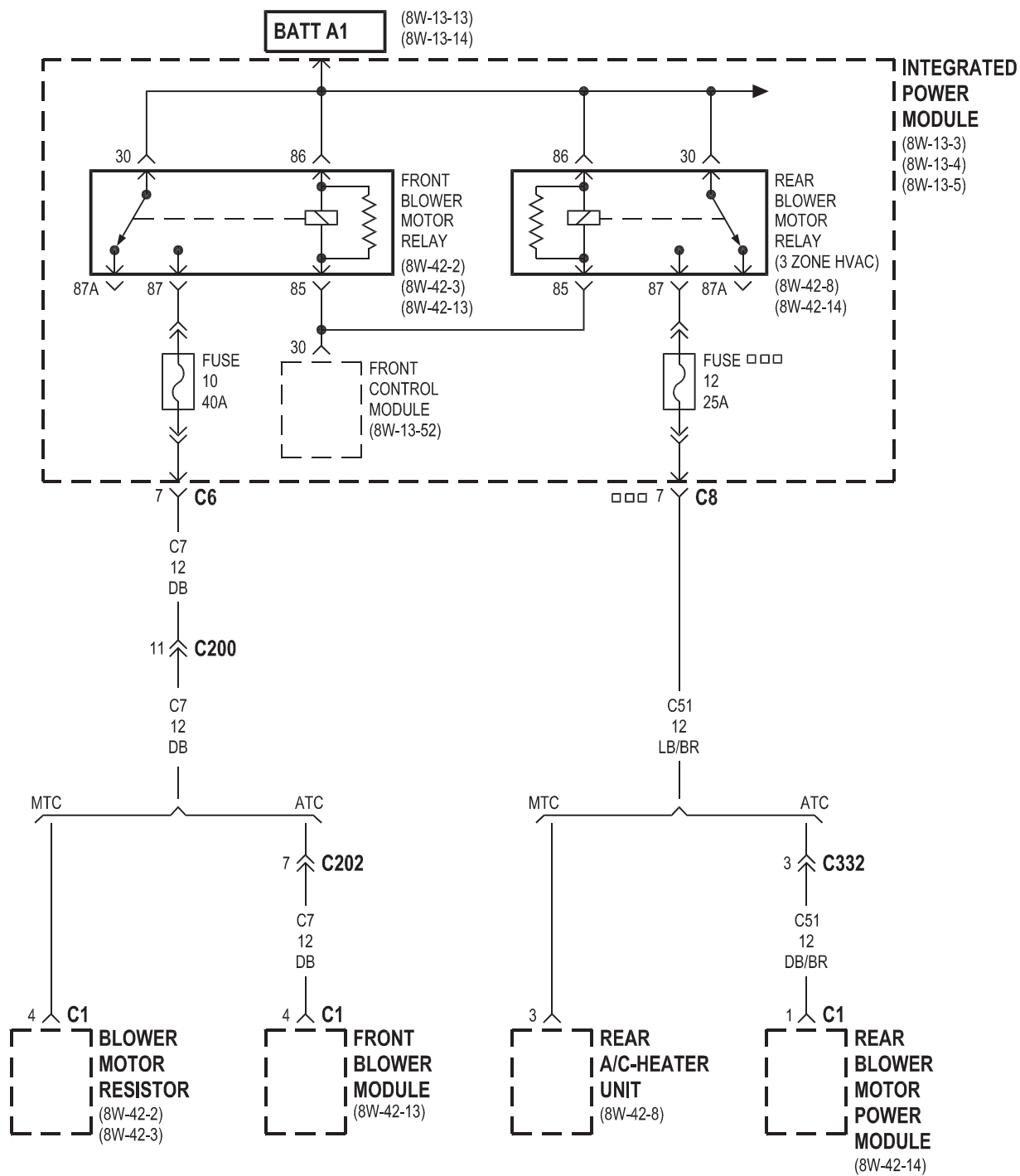
## GAS

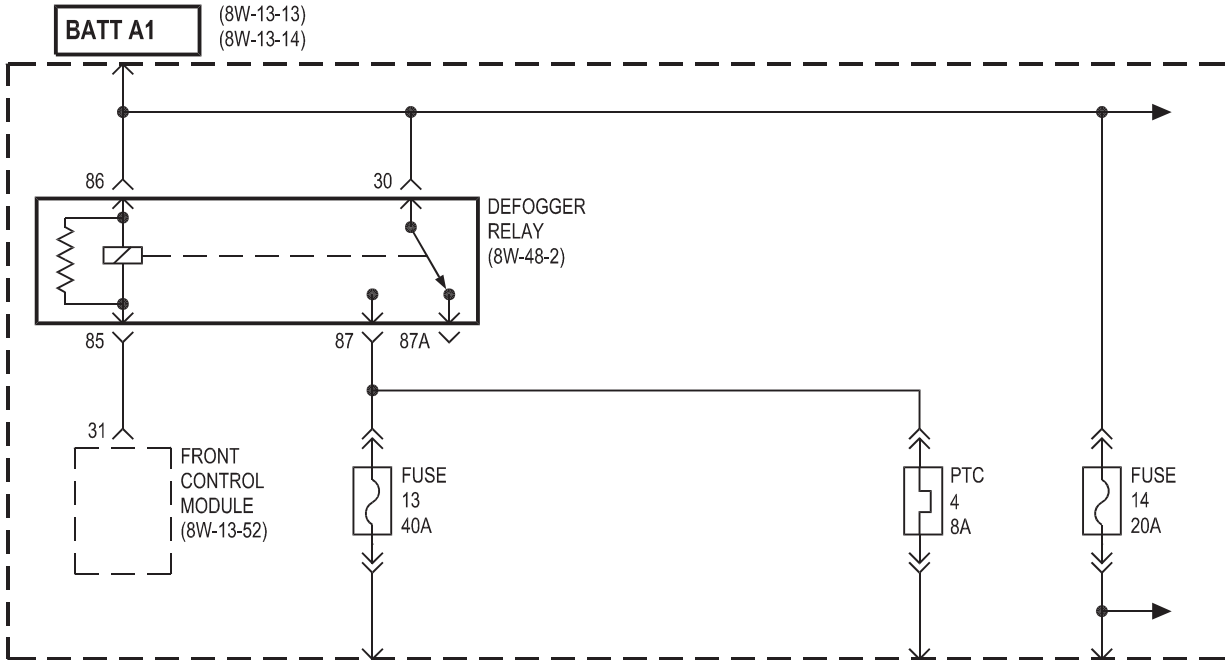


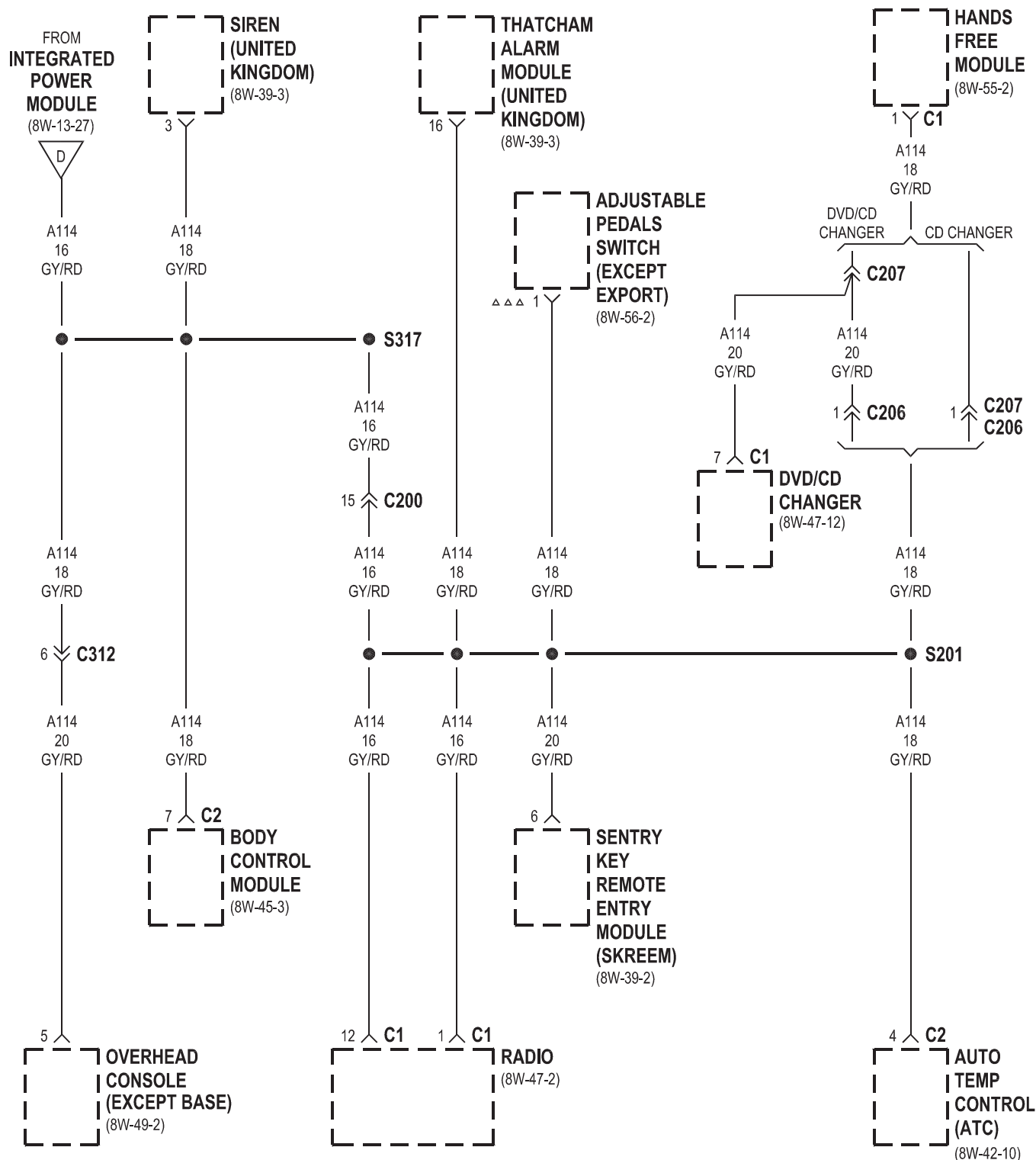


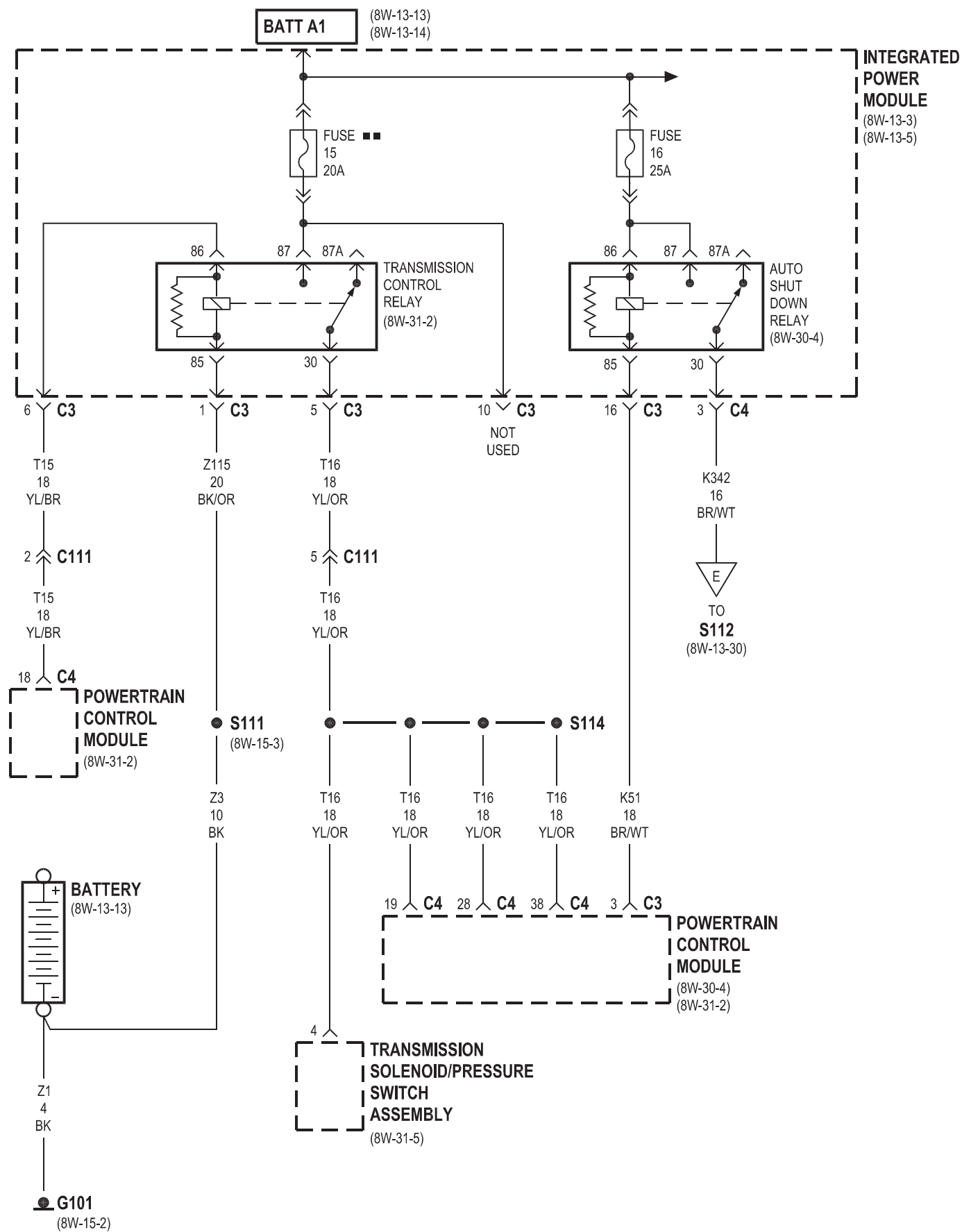


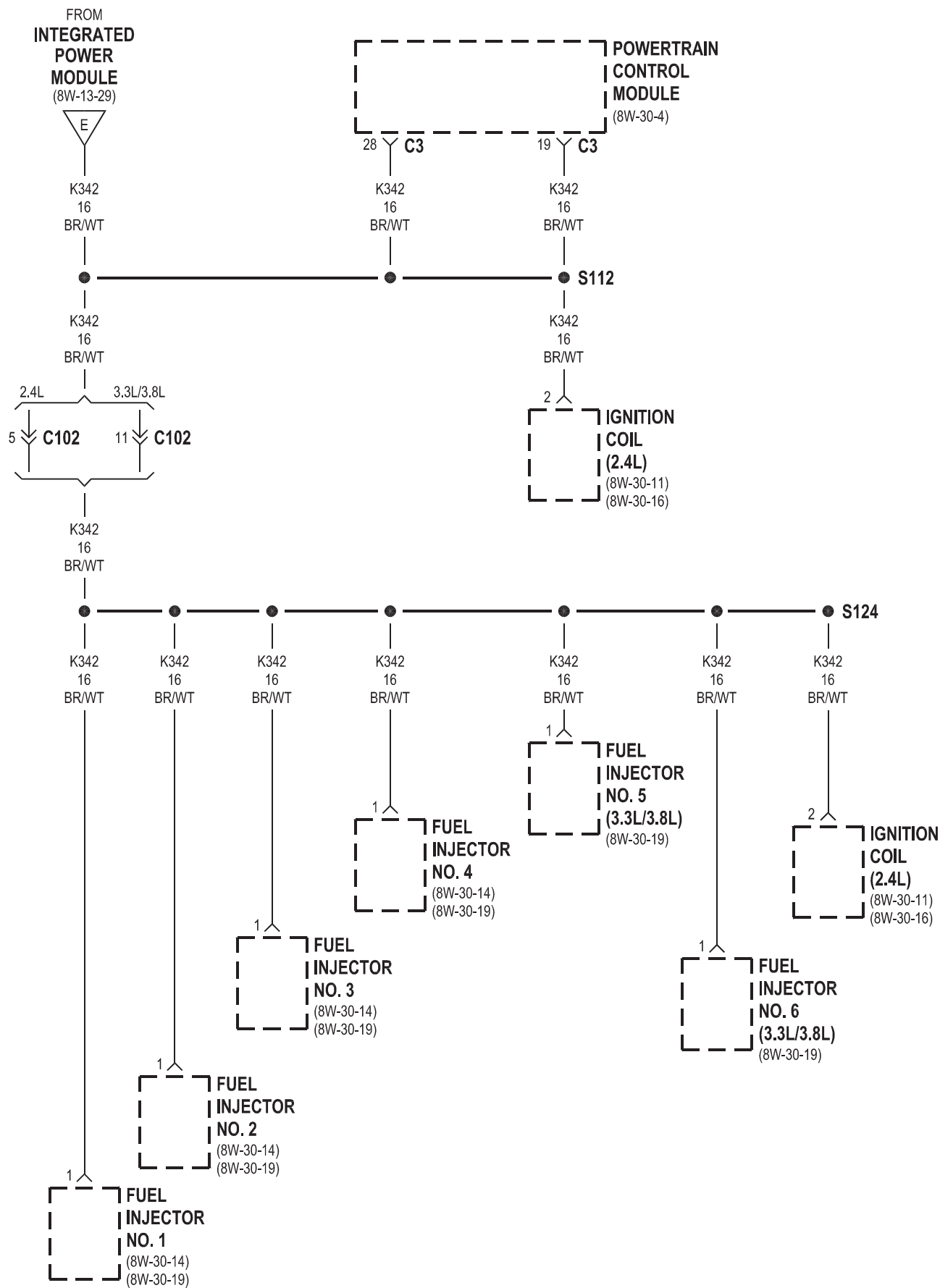
■ MTX  
◇◇◇ ABS

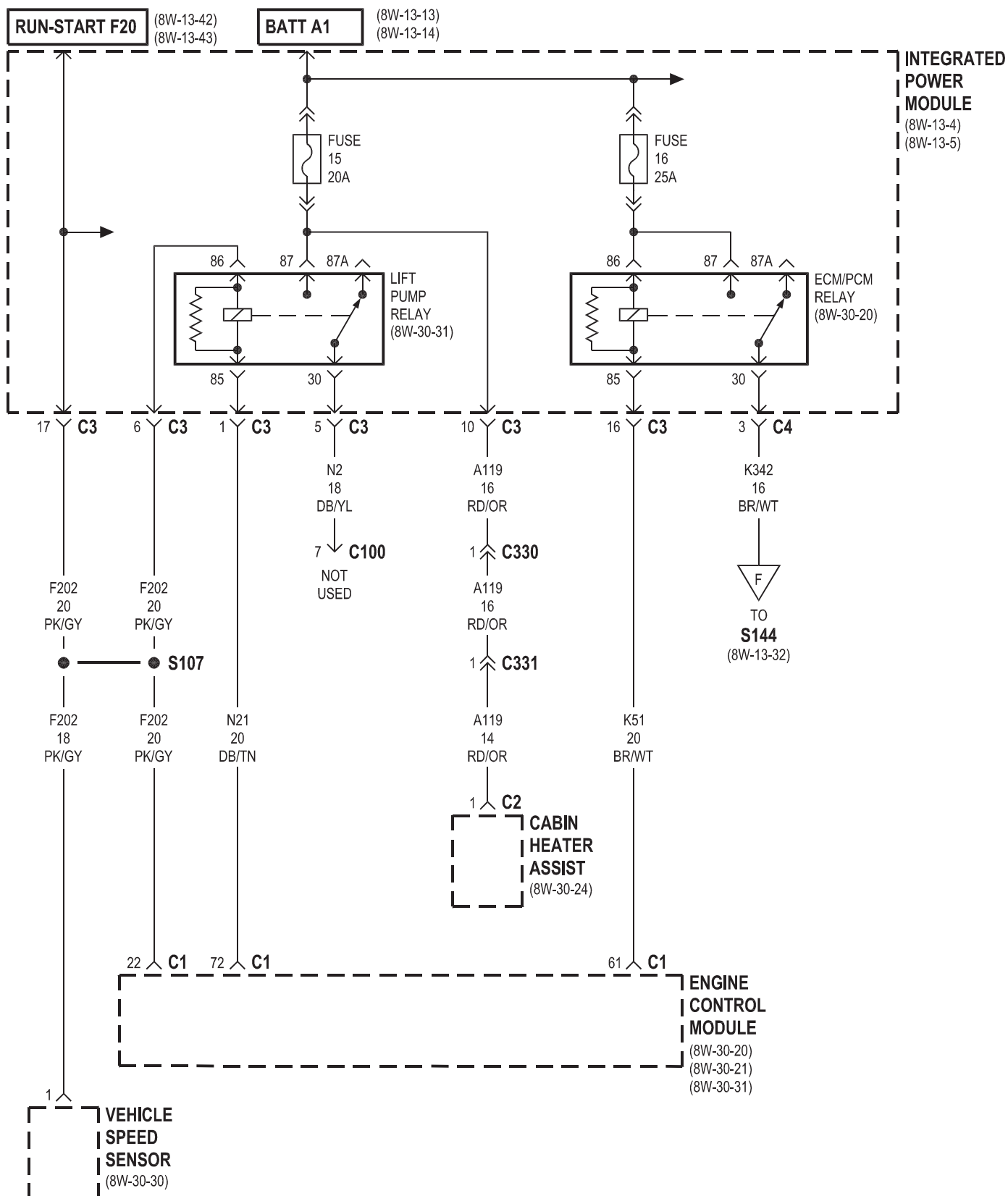


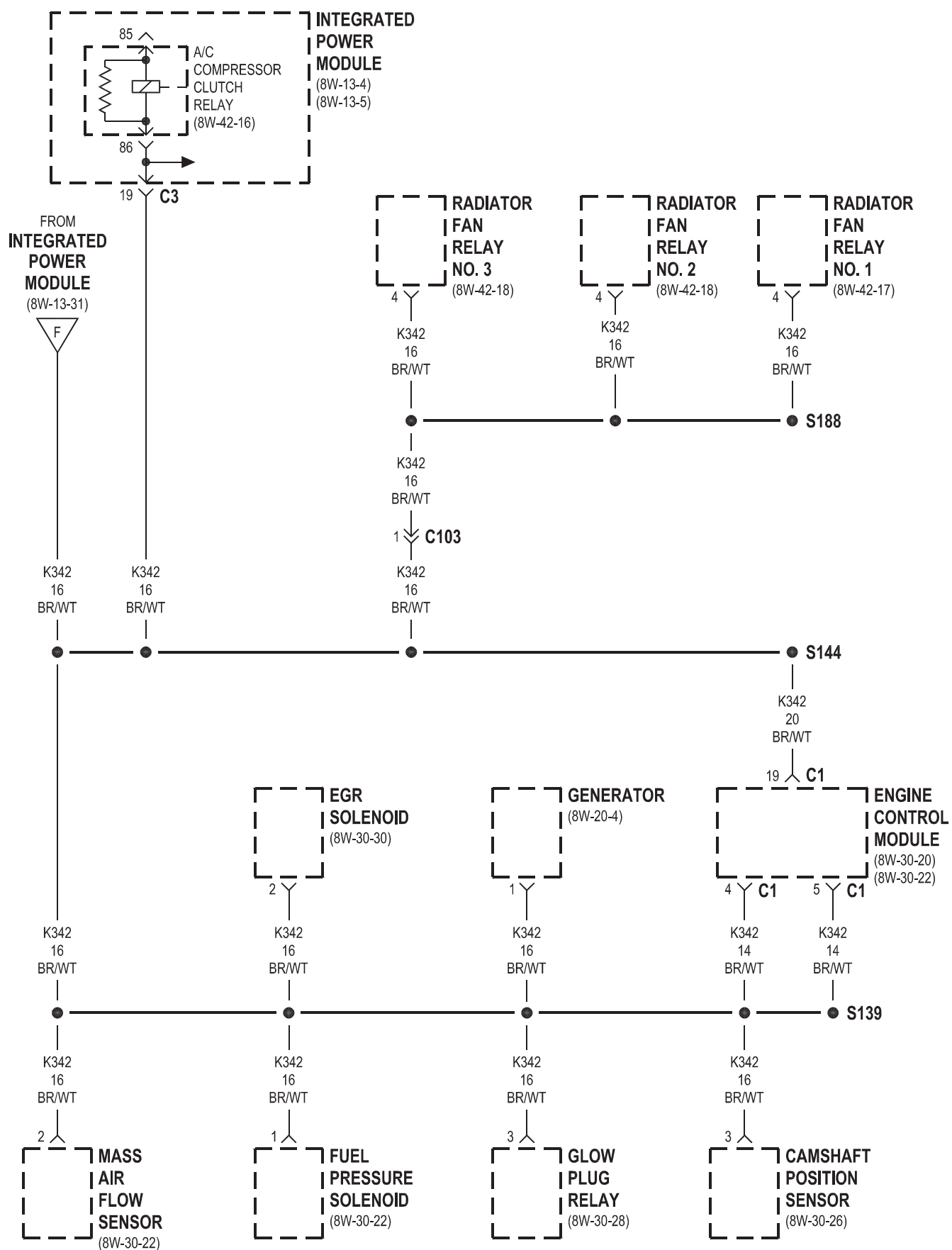




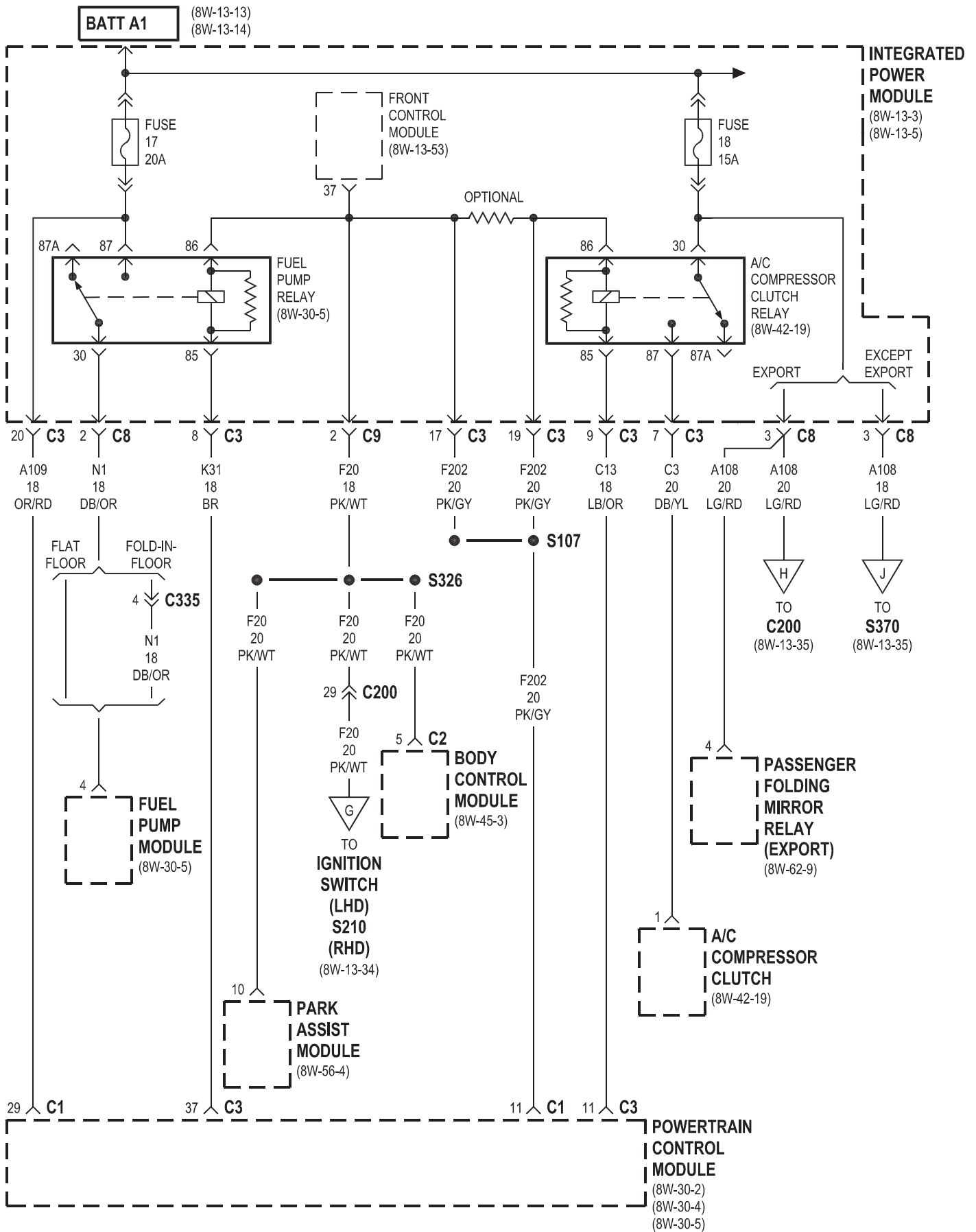


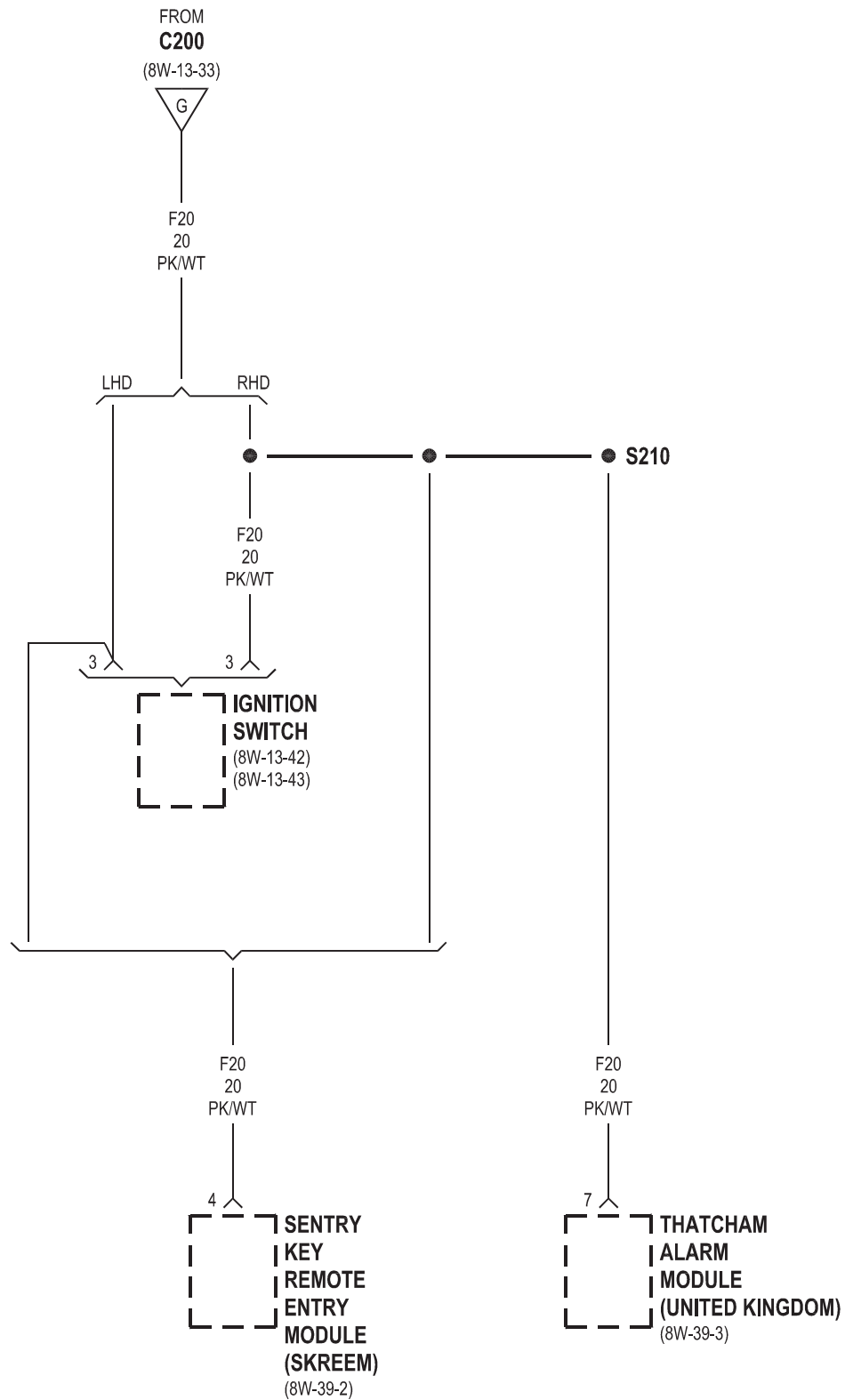


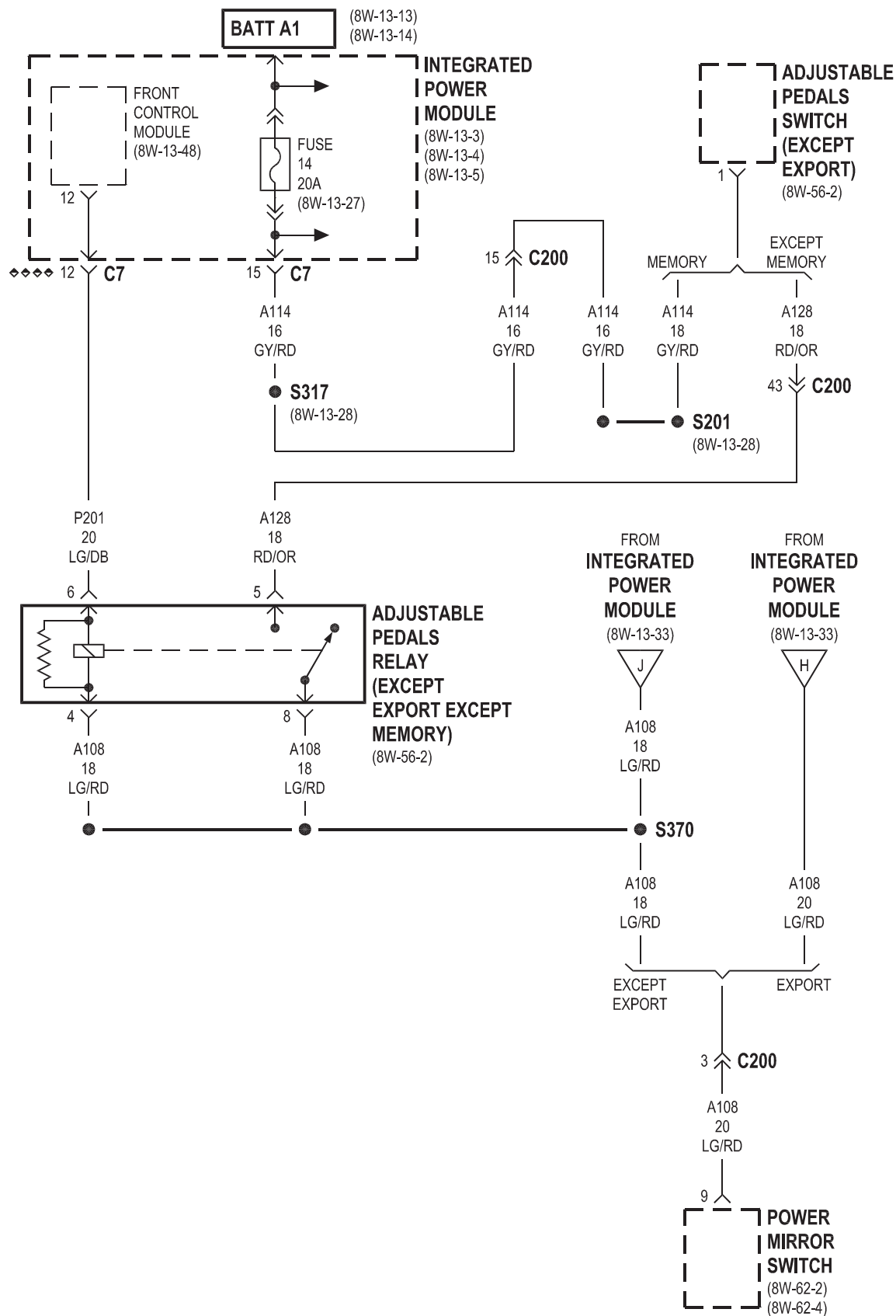


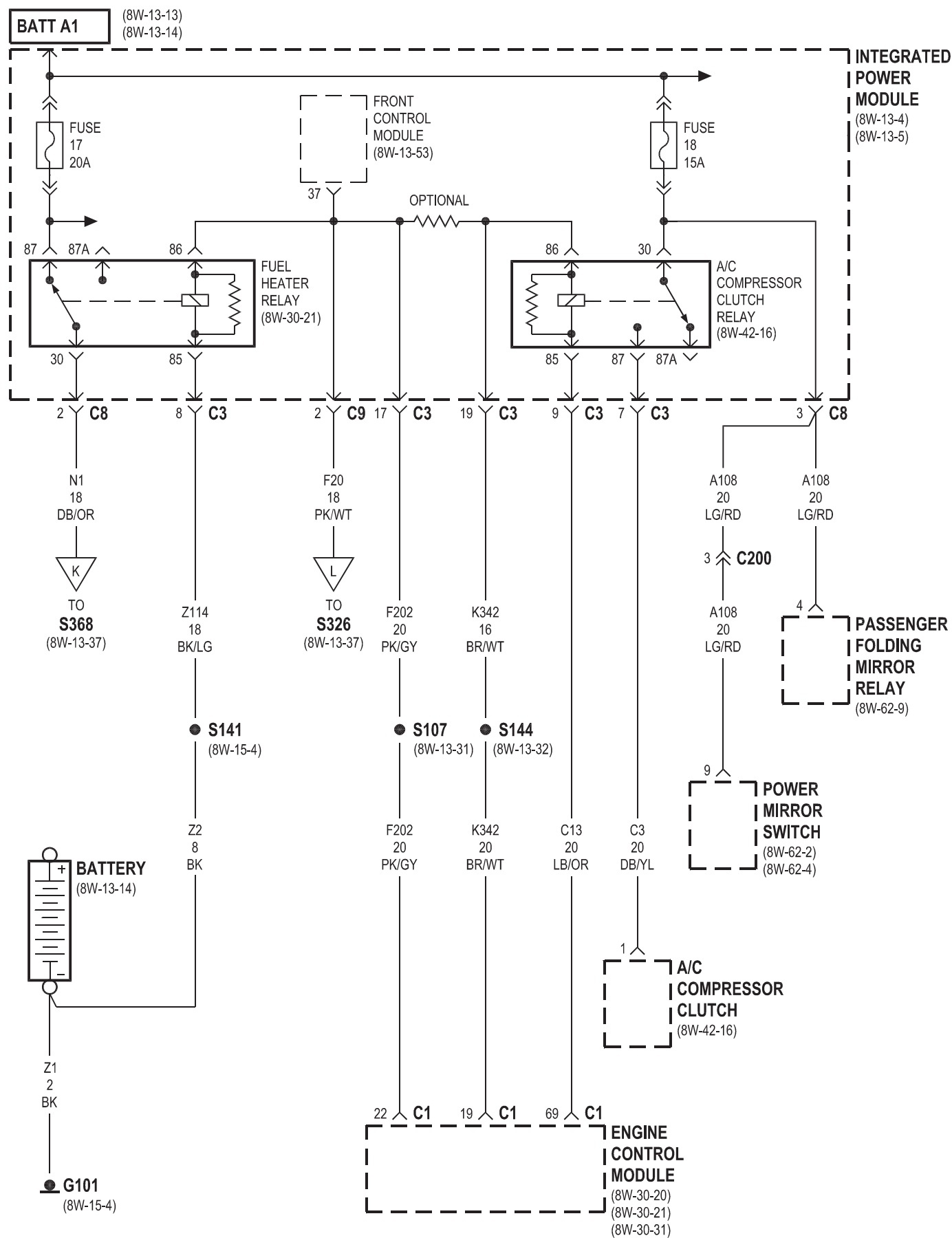


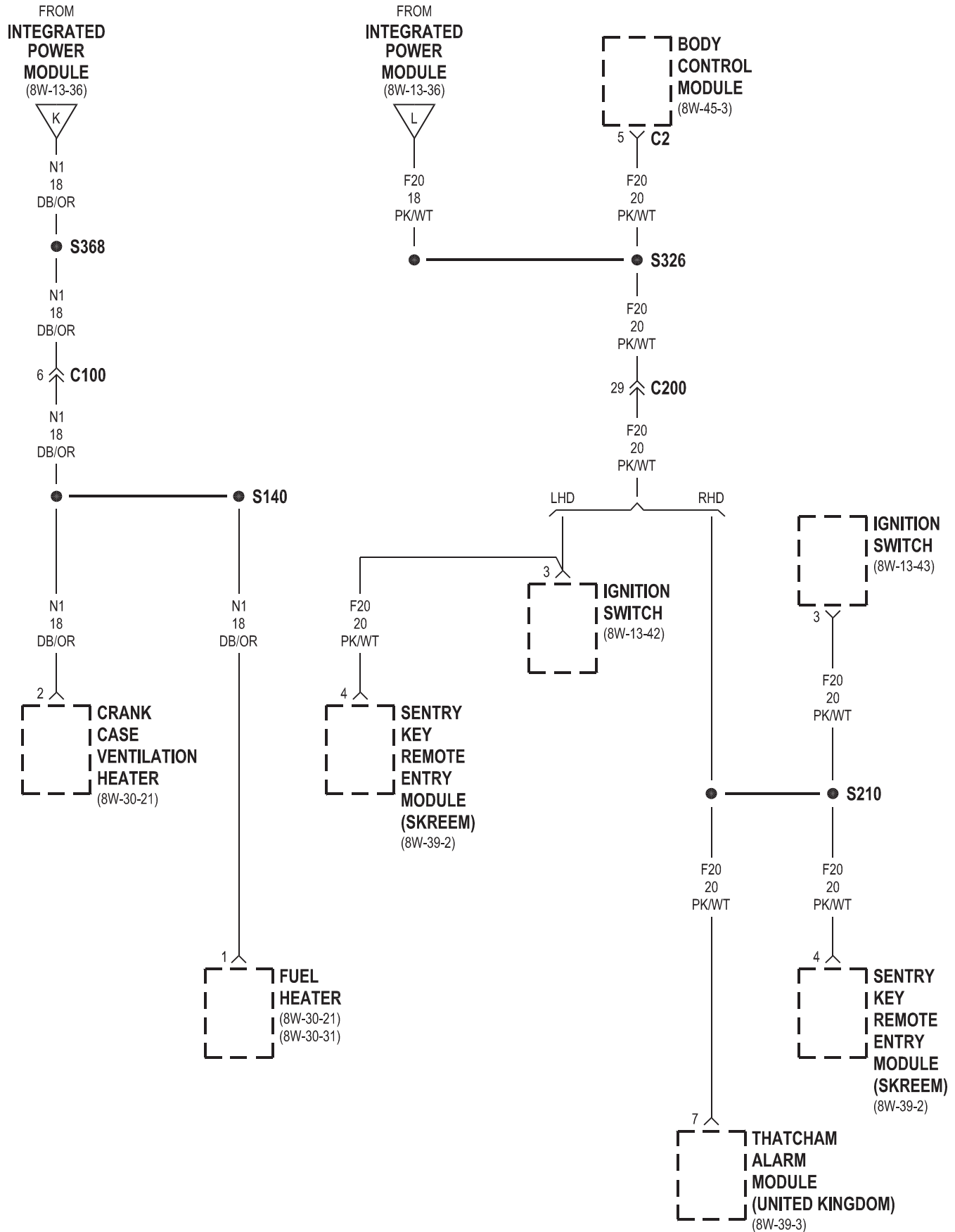


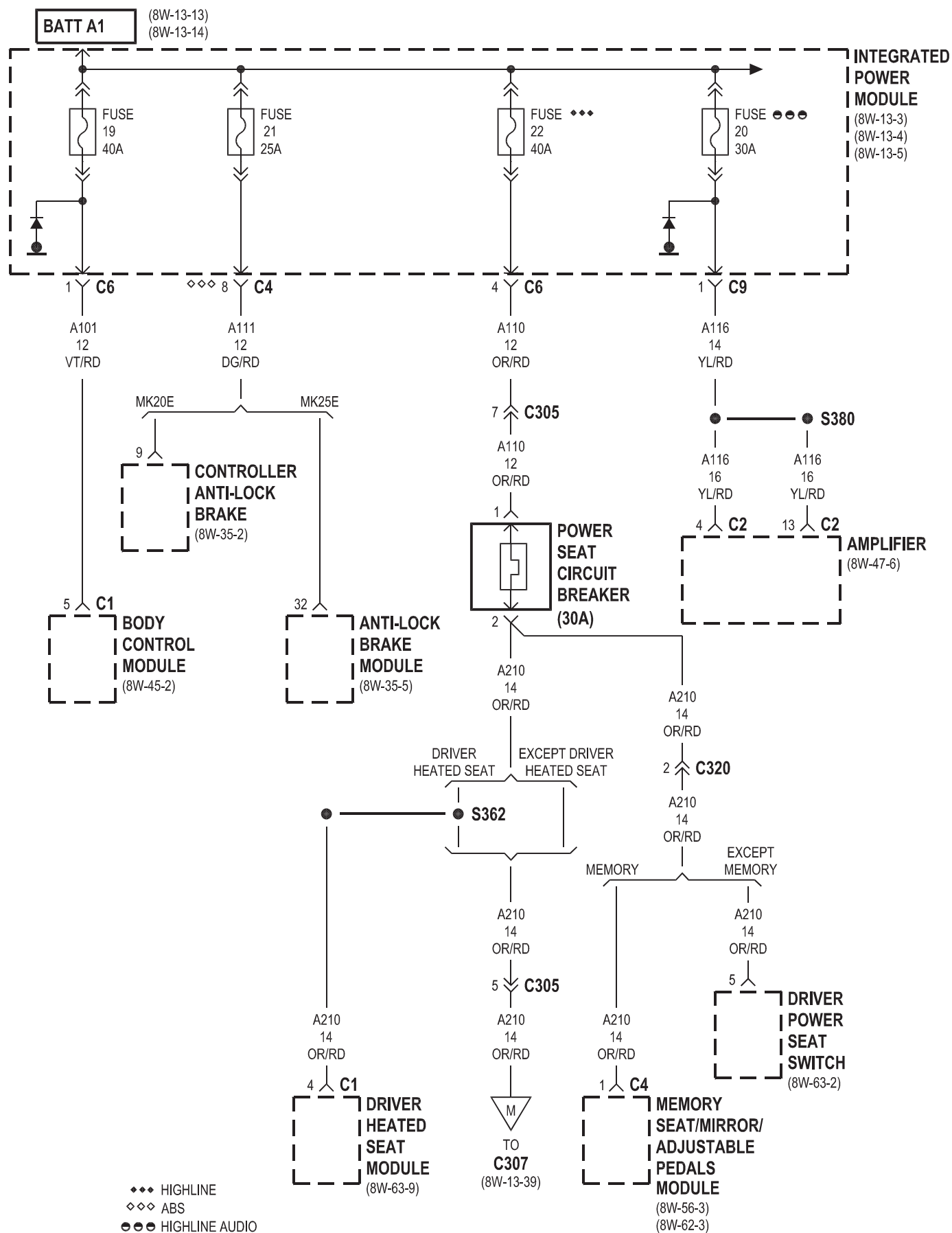


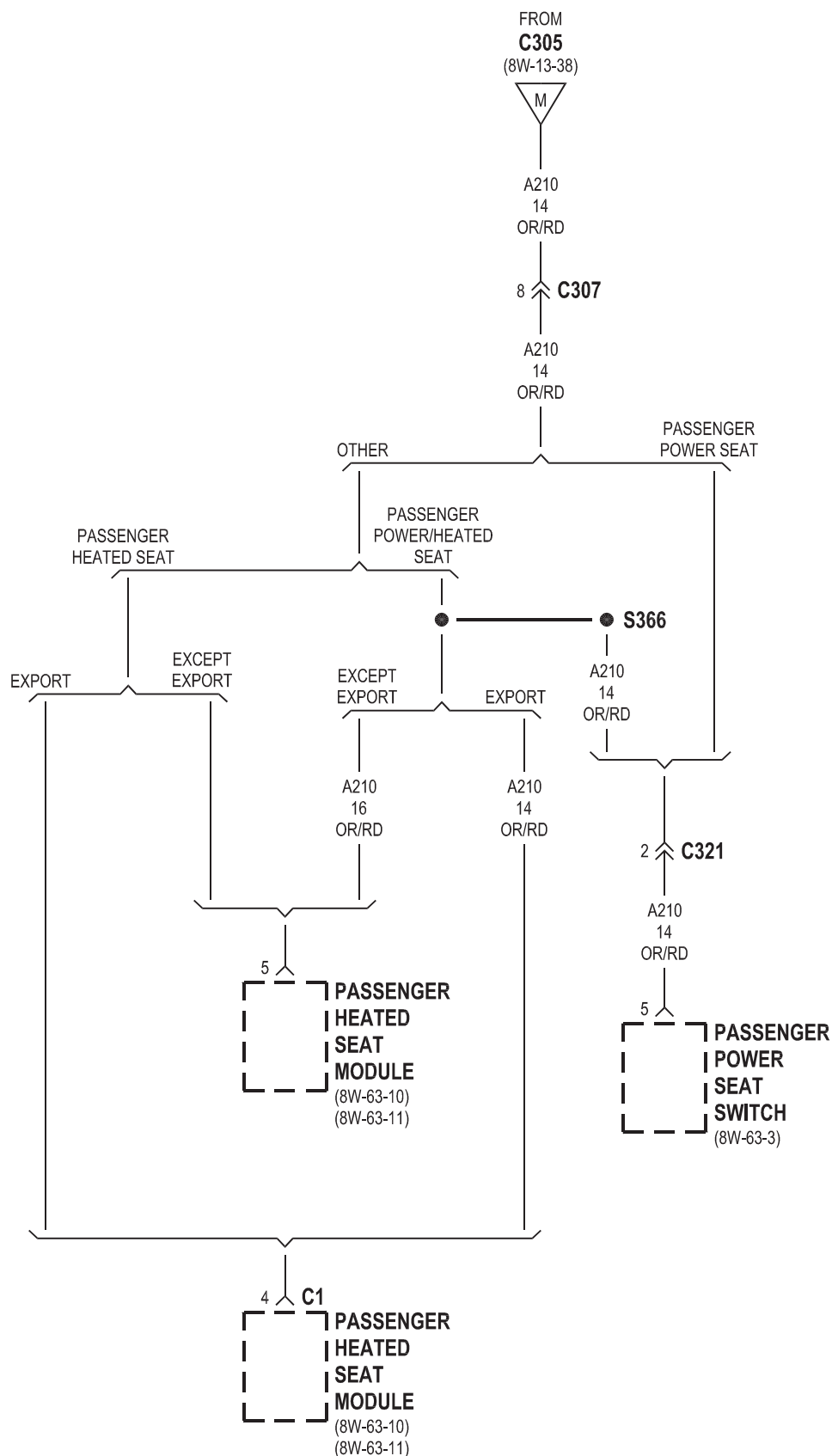


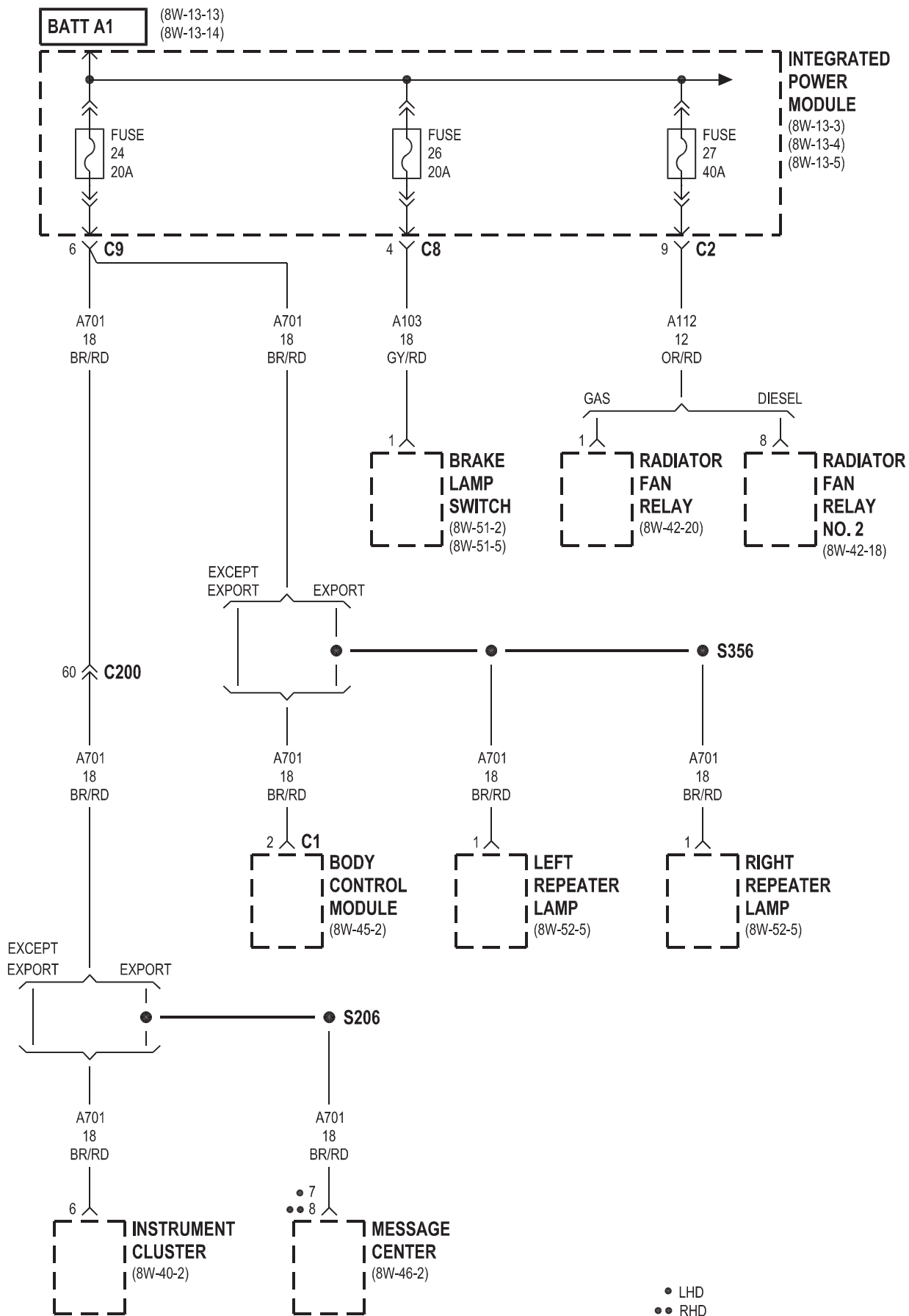








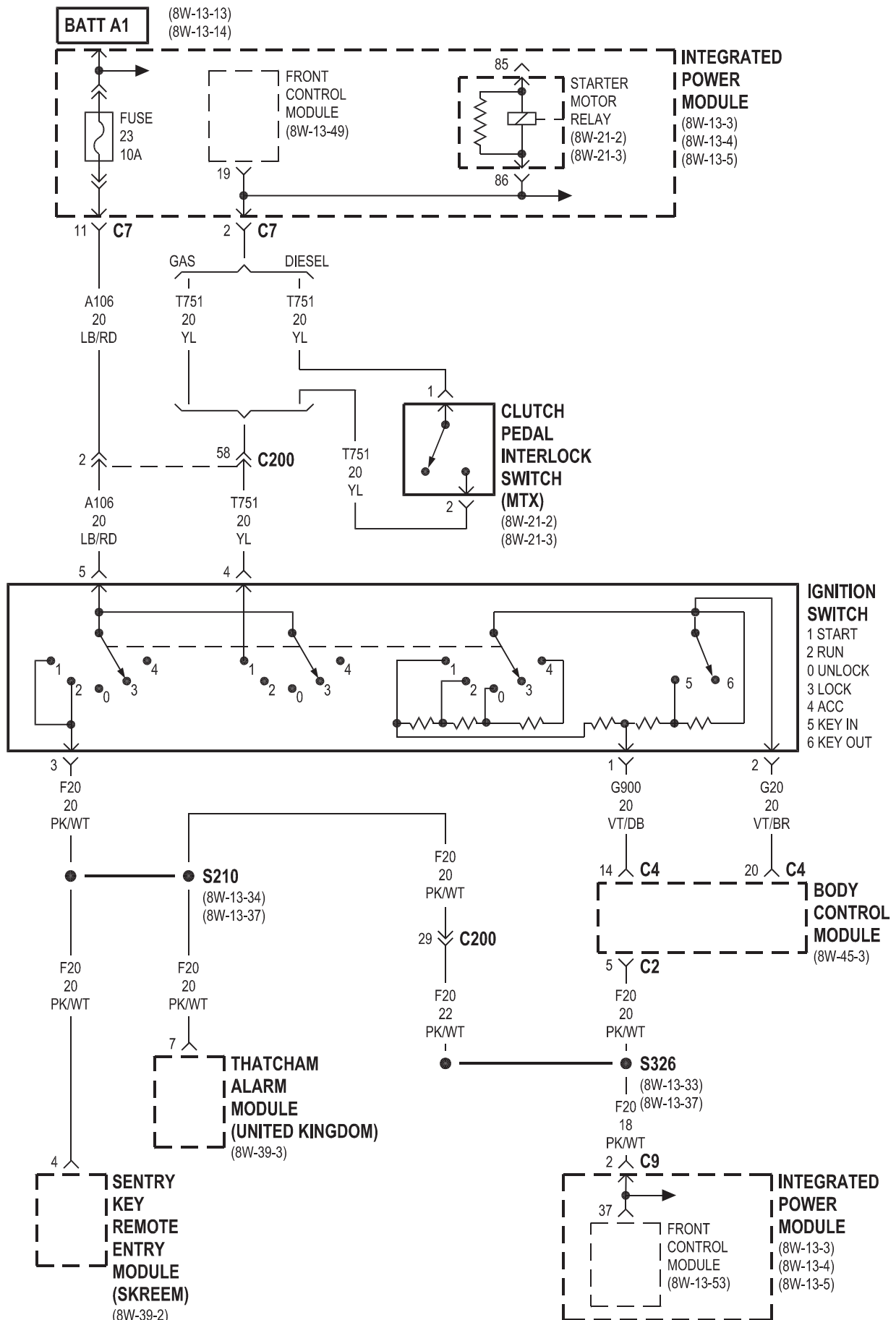


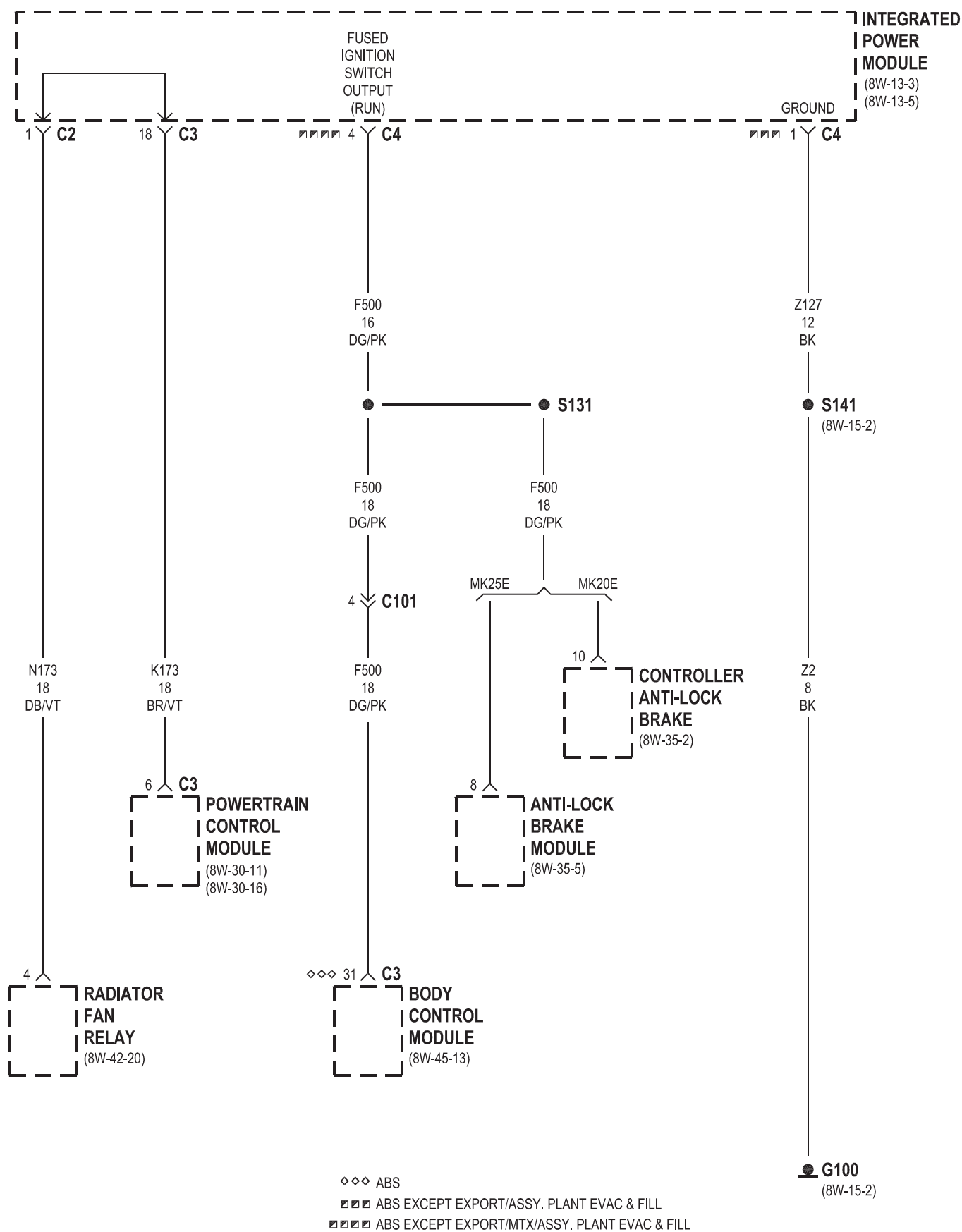


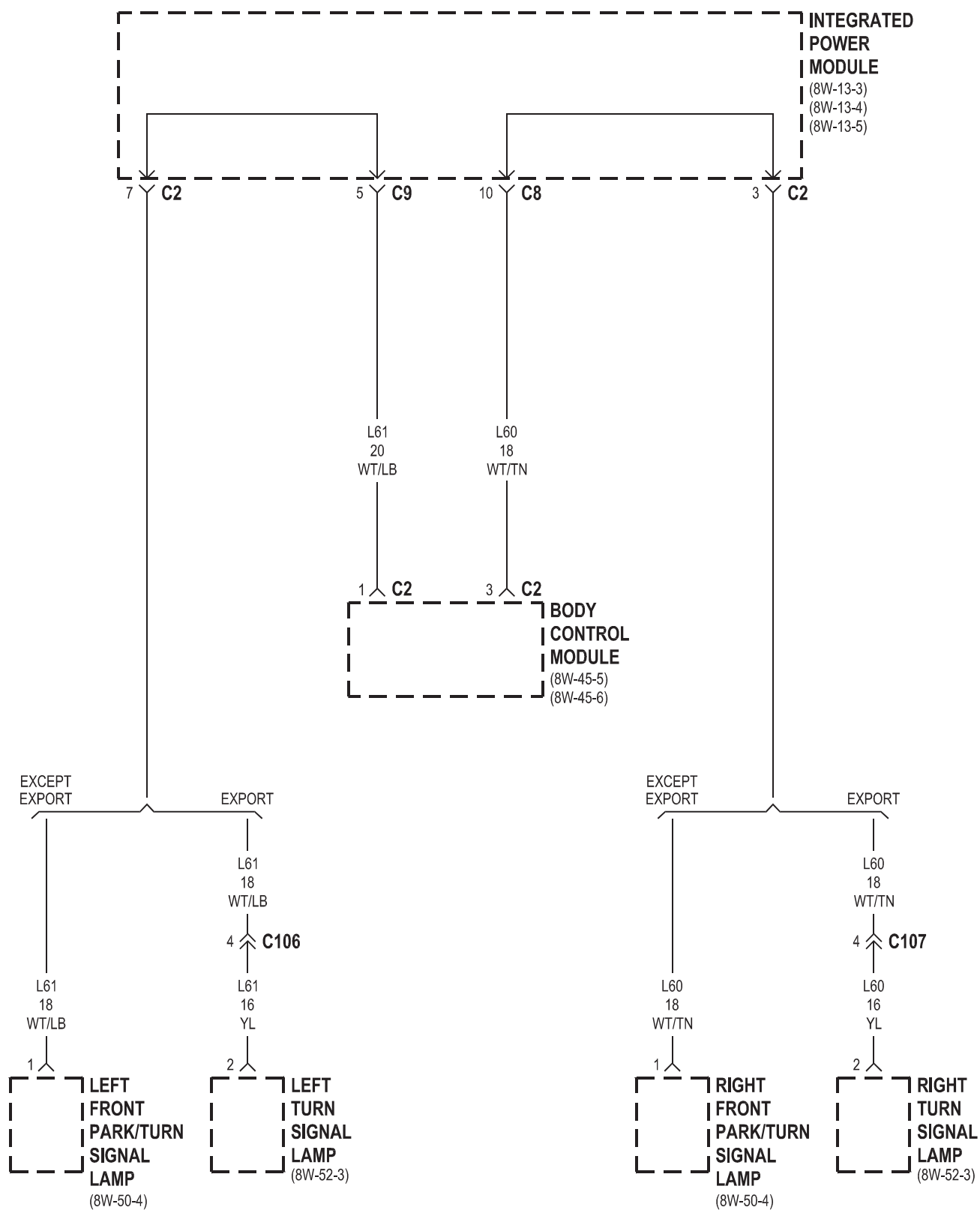


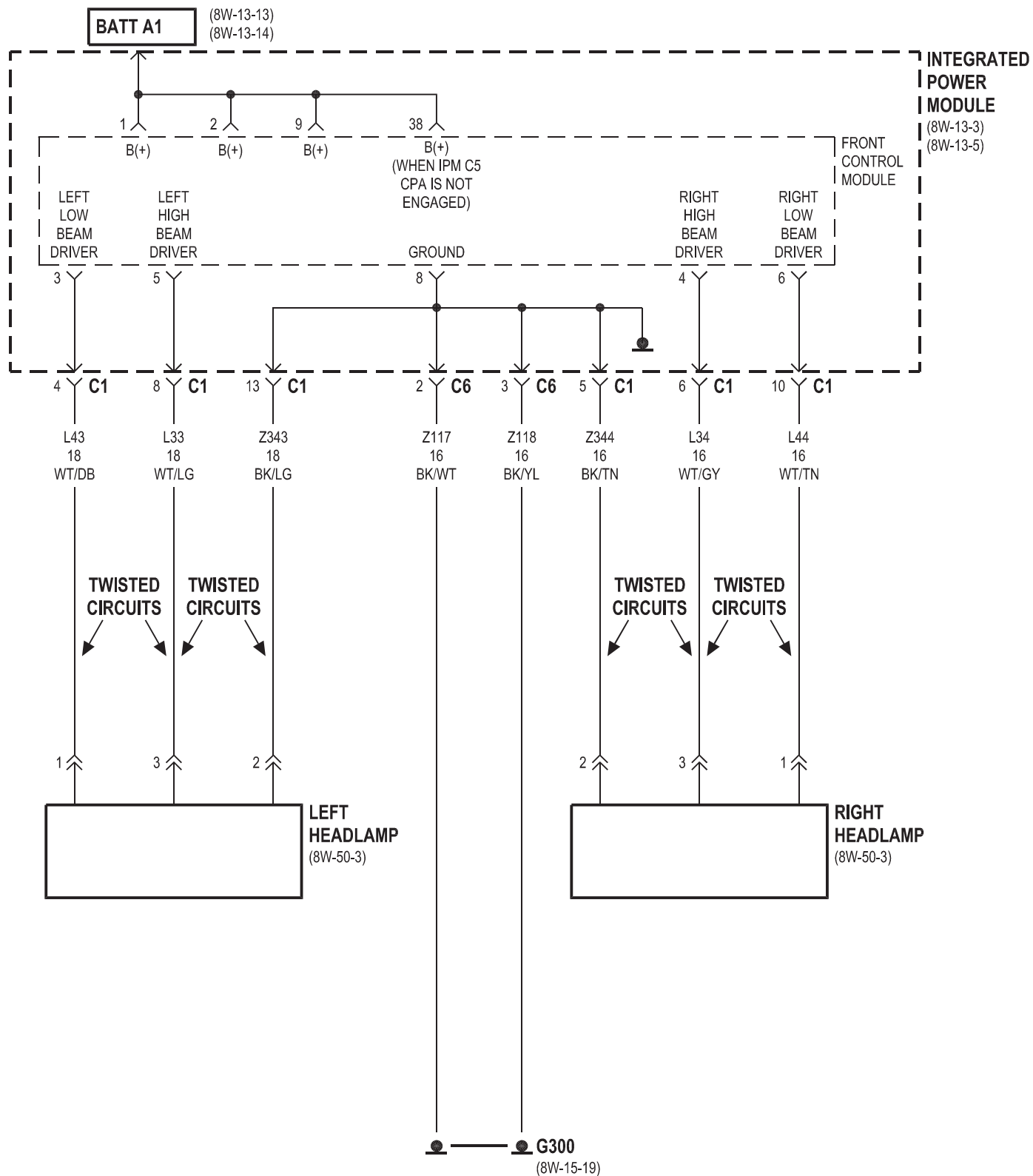


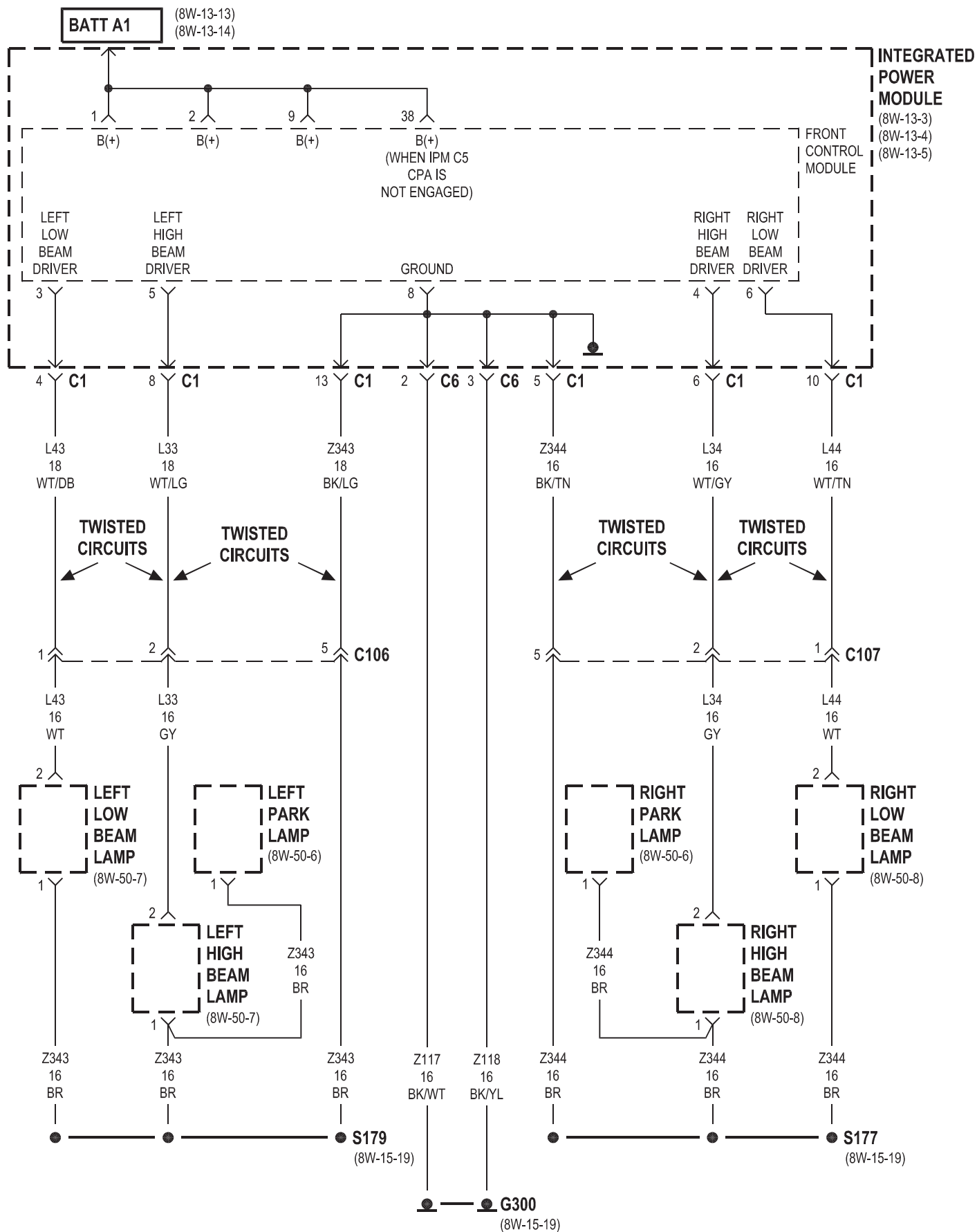
**RS**

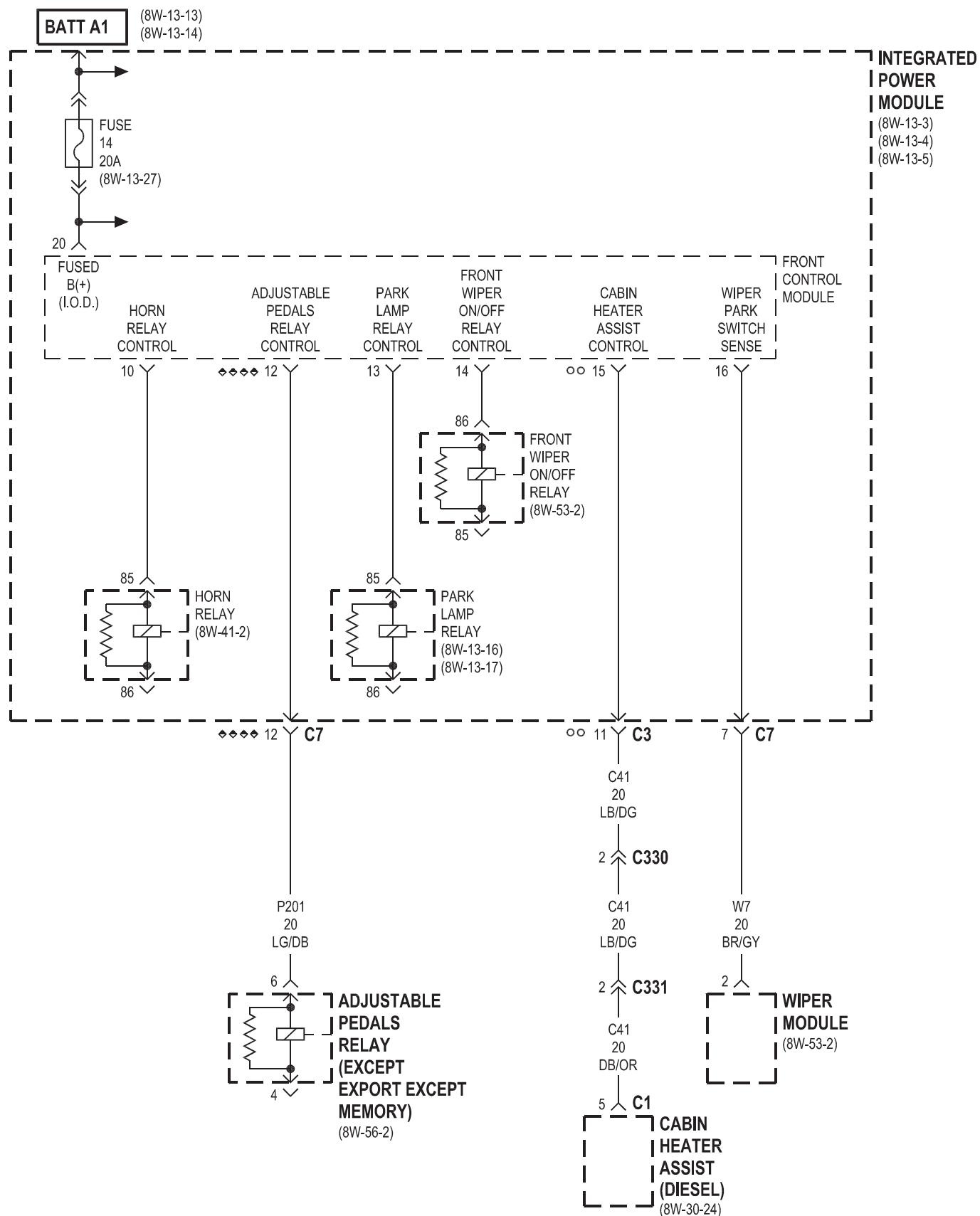






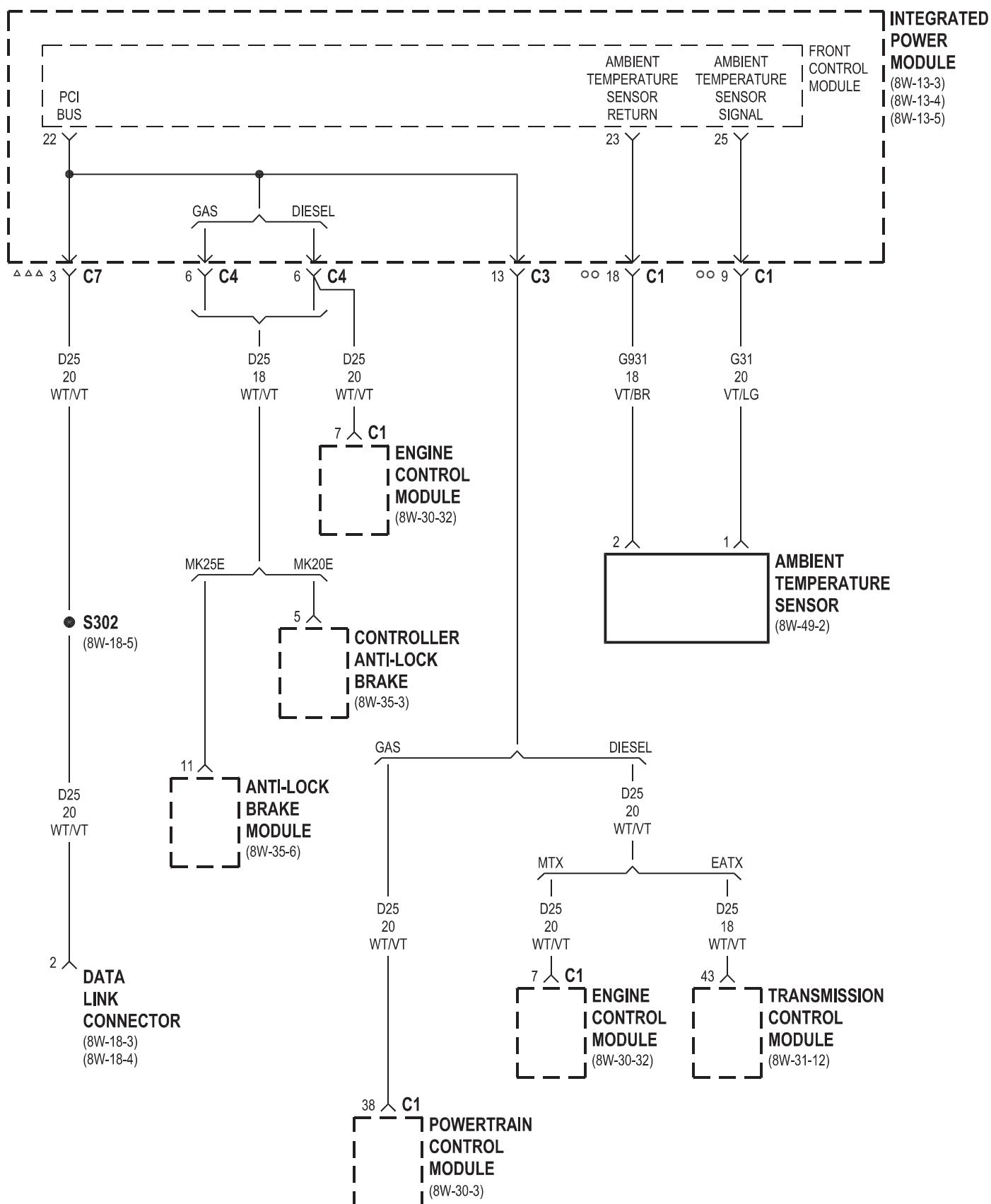






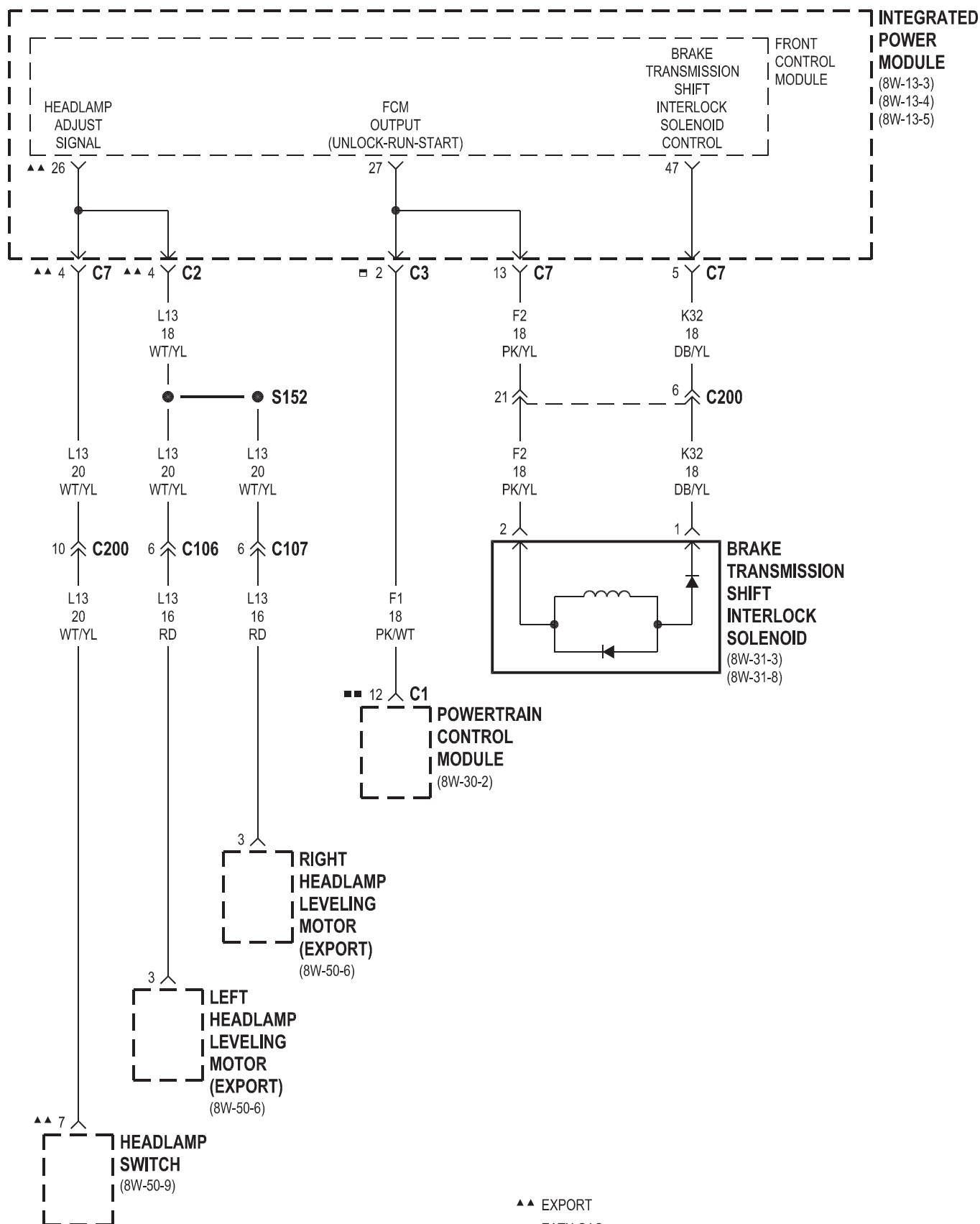


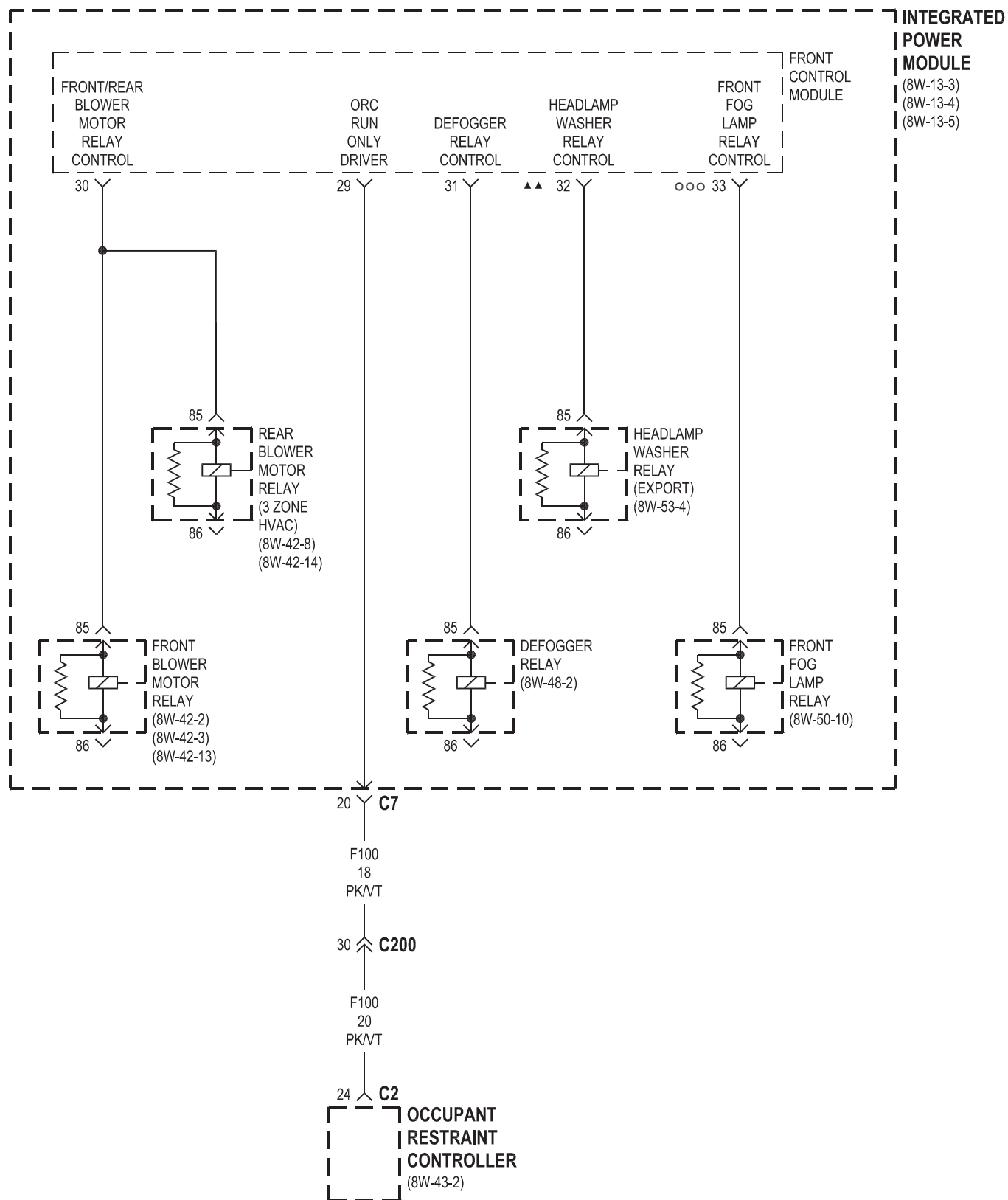




00 DIESEL

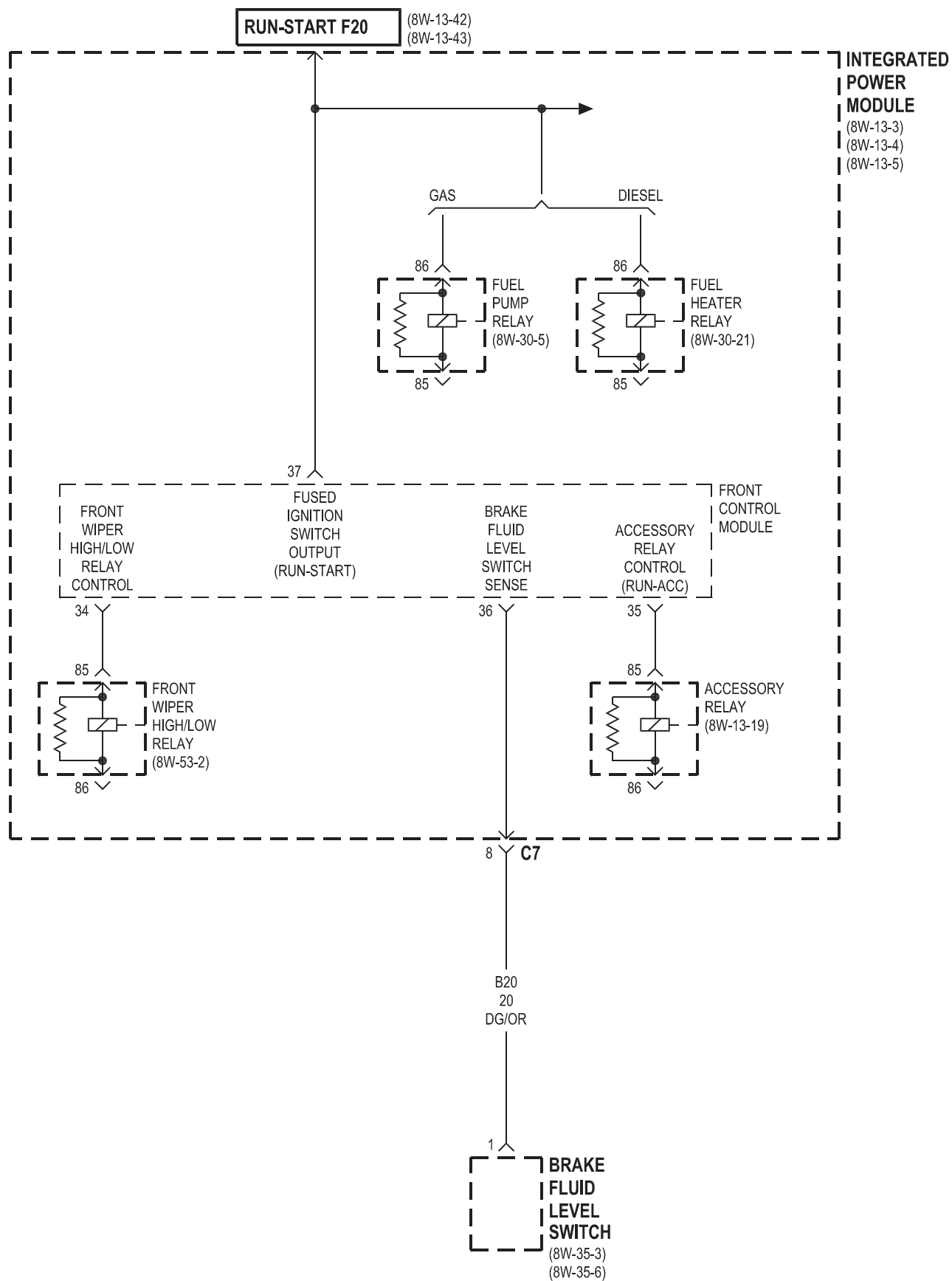
△ △ △ MEMORY

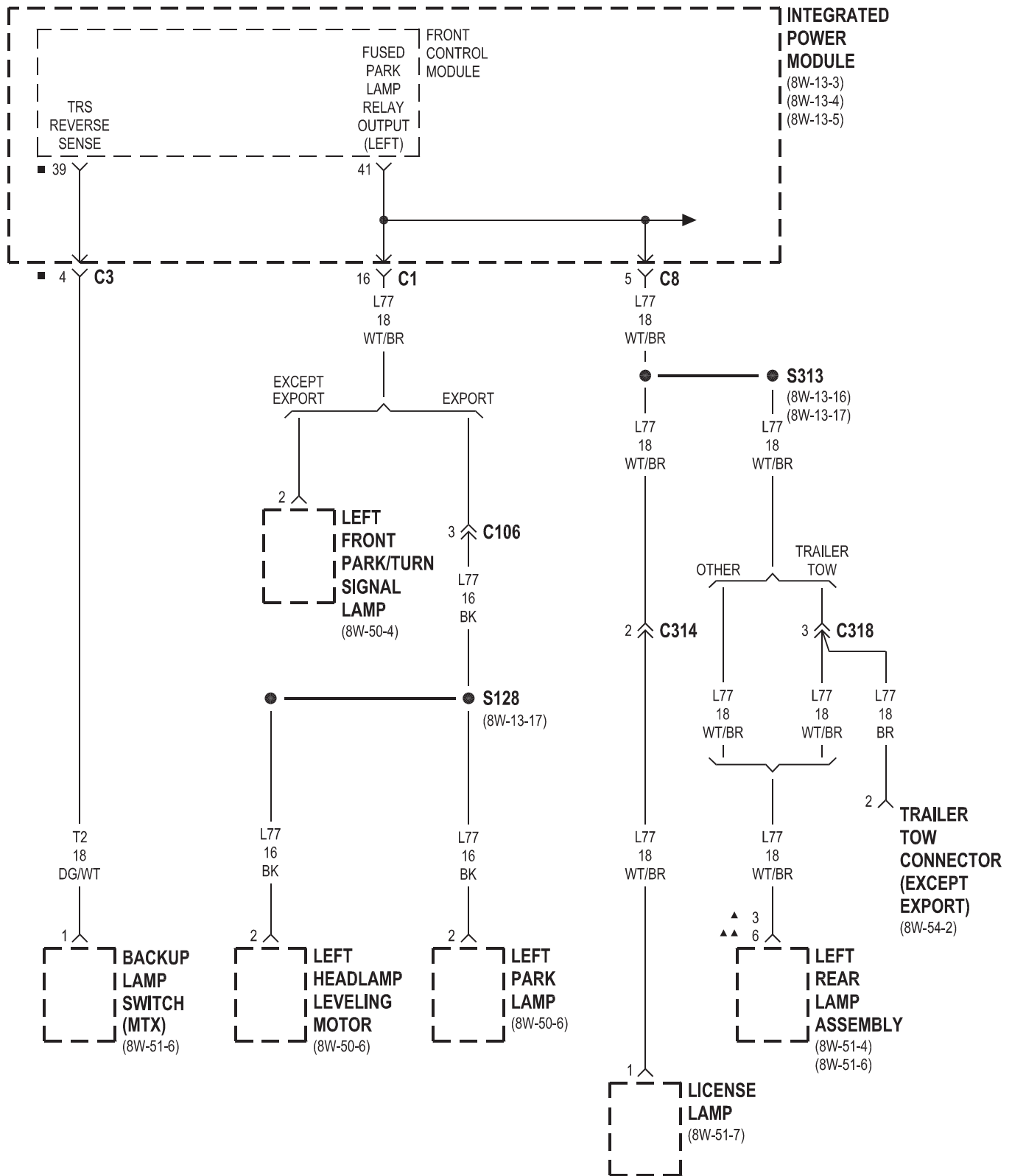




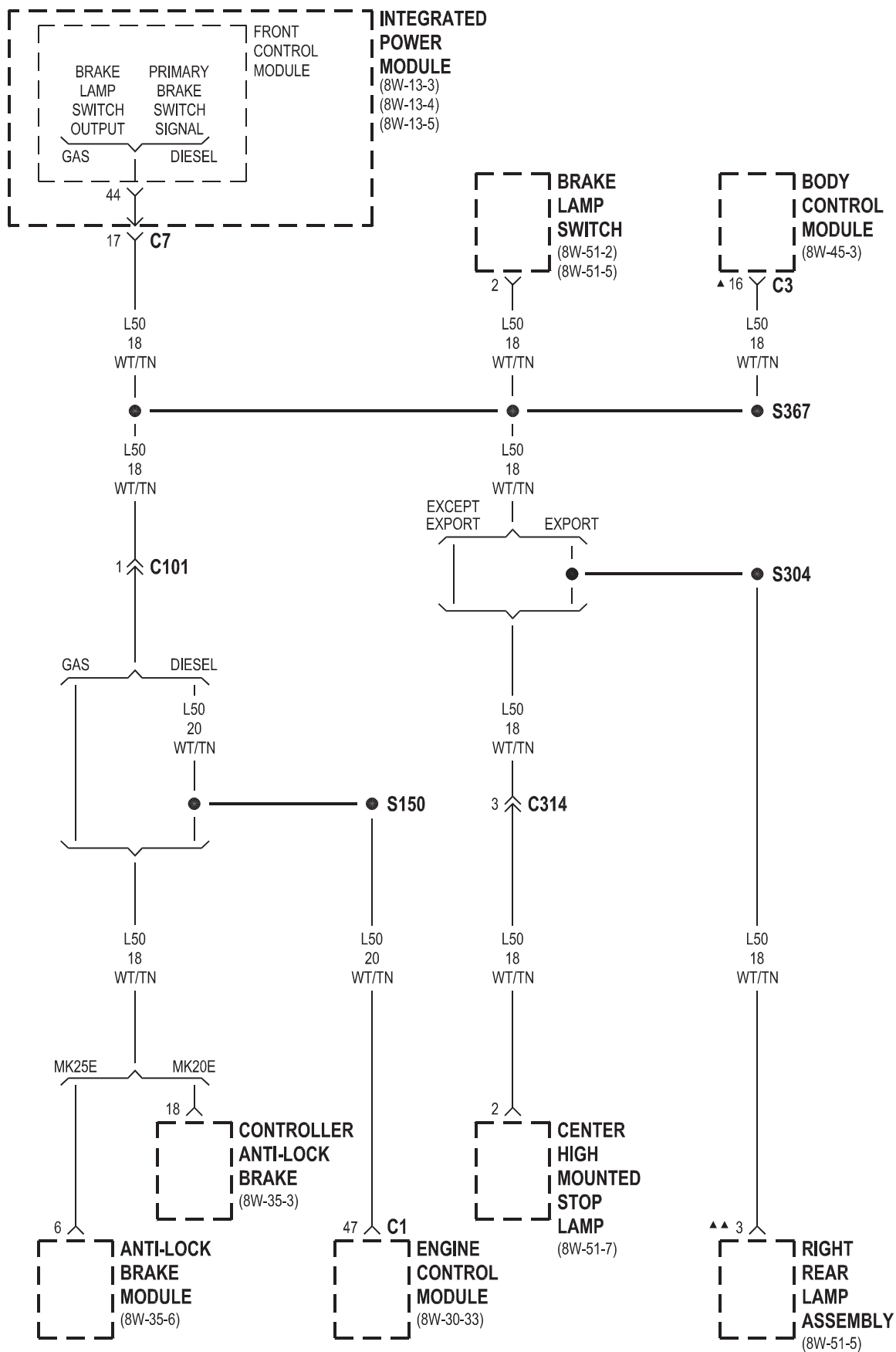
○○○ FOG LAMPS

▲▲ EXPORT

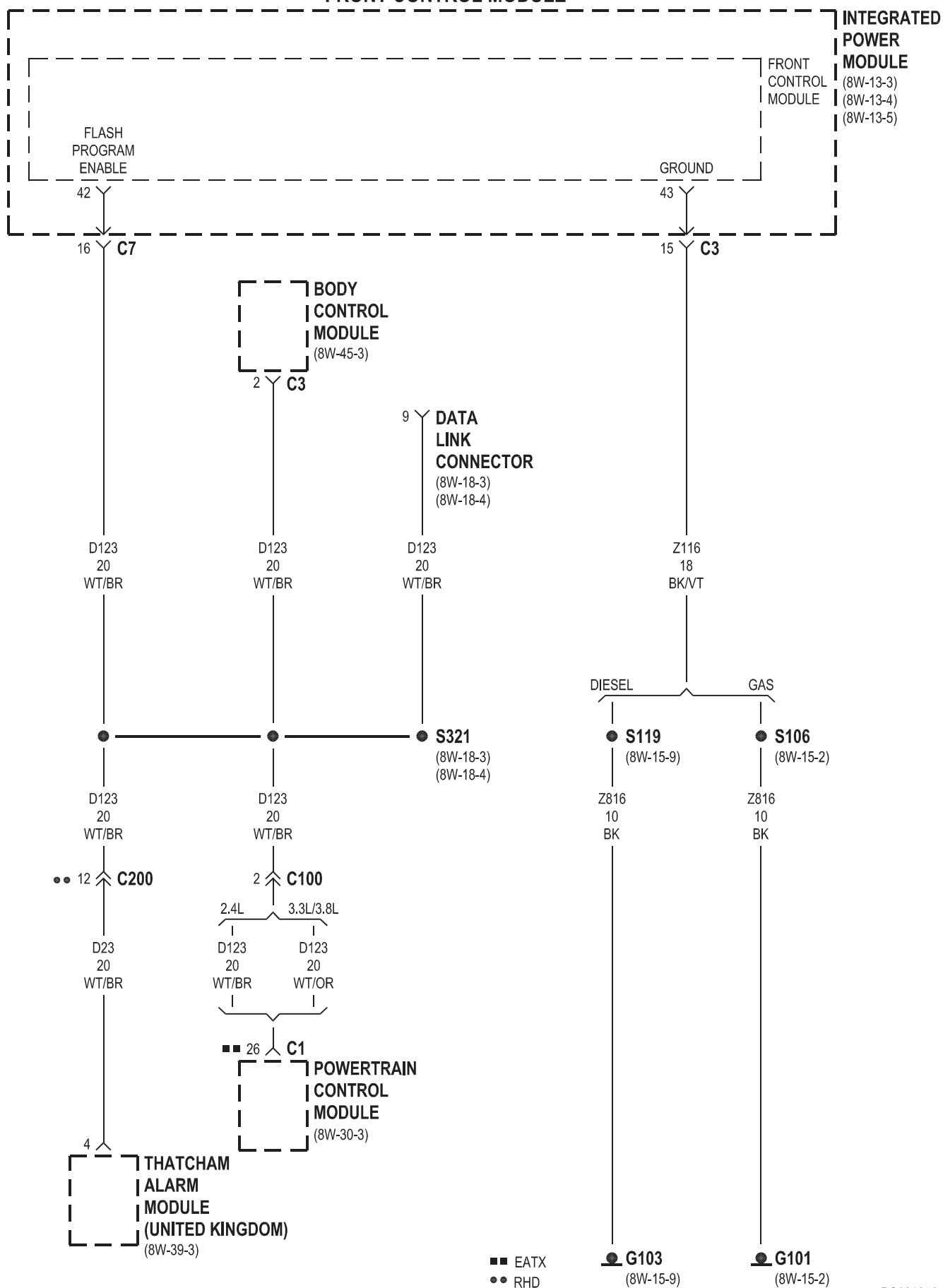




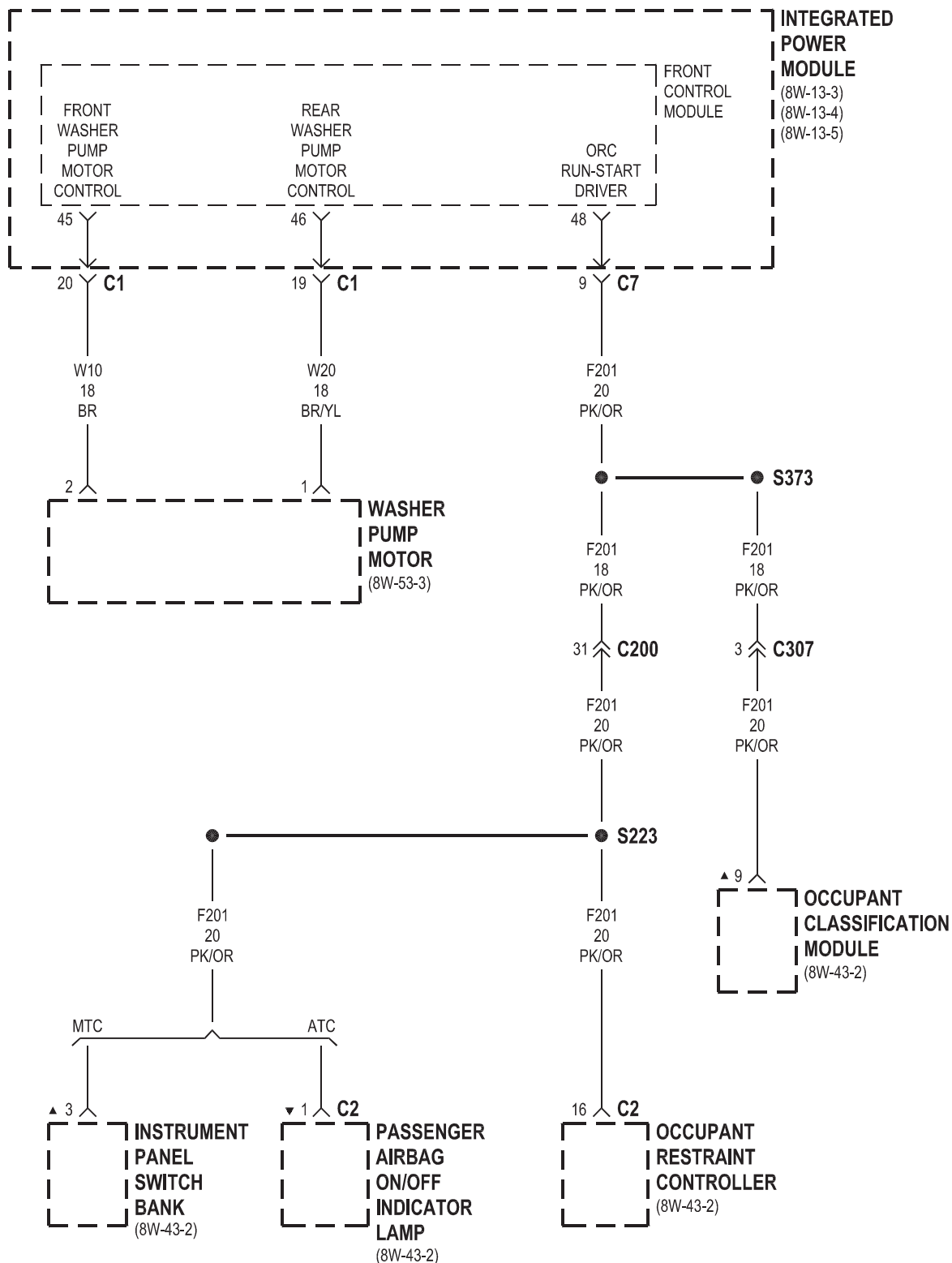
# FRONT CONTROL MODULE



▲ EXCEPT EXPORT  
▲▲ EXPORT







▲ EXCEPT EXPORT  
▼ OCCUPANT SENSING

