

8W-91 CONNECTOR/GROUND/SPLICE LOCATION

TABLE OF CONTENTS

page

CONNECTOR/GROUND/SPLICE LOCATION

DESCRIPTION 1

CONNECTOR/GROUND/SPLICE LOCATION**DESCRIPTION**

This section provides illustrations identifying connector, ground and splice locations in the vehicle. Connector, ground and splice indexes are provided. Use the wiring diagrams in each section for connector, ground and splice identification. Refer to the appropriate index for the proper figure number. For items that are not shown in this section N/S is placed in the Fig. column.

CONNECTORS

CONNECTOR NAME/ NUMBER	COLOR	LOCATION	FIG.
Actuator-Blend Door	BK	Right HVAC Unit	19
Actuator-Mode Door-Floor to Defrost	BK	Top HVAC Unit	19
Actuator-Mode Door-Floor to Panel	BK	Top HVAC Unit	19
Actuator-Recirculation Door	BK	Right HVAC Unit	19
Air Bag-Driver Squib 1	BR	Steering Wheel Pad	28
Air Bag-Driver Squib 2	BK	Steering Wheel Pad	28
Airbag-Passenger Squib	YL	Right Instrument Panel	21
Airbag-Side Curtain-Left	YL	Top of Left A-Pillar	42
Airbag-Side Curtain-Right	YL	Top of Right A-Pillar	42
Amplifier-Radio C1	WT	Right Lower Kick Panel	31, 32
Amplifier-Radio C2	WT	Right Lower Kick Panel	21, 24
Amplifier-Subwoofer	WT	Rear Center Cab Floor	31, 32
Antenna-Radio	-	Right Lower Kick Panel	21, 34
Antenna-Satellite C1	BL	Center Rear Roof	35, 36
Antenna-Satellite C2	WT	Center Rear Roof	35, 36
Assembly-EGR Valve	BK	Left Side Engine	11, 16
Assembly-Line Pressure Sensor/Variable Force Solenoid		Left Side Transmission	18
Assembly-Seat Motor	BK	Under Driver Seat	30

CONNECTOR NAME/ NUMBER	COLOR	LOCATION	FIG.
Assembly-Shift Motor/Mode Sensor	DK GY	Front of Transfer Case	14, 15, 18
Assembly-Transmission Solenoid/Pressure Switch	LT BR	Right Side Transmission	18
Assembly-Transmission Solenoid/TRS	BK	Left Side of Transmission	14
Backlite-Heated (Ground)	-	Right Side of Rear Window	43
Backlite-Heated (Power)	-	Left Side of Rear Window	43
Battery (Negative)	-	Left Front Engine Comartment	9, 10
Battery (Positive)	-	Left Front Engine Compartment	10
C100	DK GY	Left Side Engine Compartment	4, 9
C101	BK	Left Side Engine Compartment	4, 9
C102	GY	Left Side Engine Compartment	6, 10
C103	WT	Lower Left Instrument Panel	4, 33
C104	WT	Lower Left Instrument Panel	4, 33
C105	BK	Lower Right Rear Engine Compartment	8, 37
C106	BK	Lower Right Rear Engine Compartment	8, 37
C200	BK	Lower Left Instrument Panel	22, 23, 33
C201	GY	Lower Left Instrument Panel	4, 23
C202	WT	Left HVAC Unit	19, 22, 23
C203	WT	Right Side Instrument Panel	21, 23, 42
C300	BK	Lower Left Instrument Panel	33, 39
C301	WT	Lower Left Instrument Panel	33, 39
C302	BK	Front of Right Door	31, 32, 38
C303	WT	Front of Right Door	31, 32, 38
C304	BK	Center Body	31, 32
C306		Right B-Pillar	32, 40
C307	WT	Left Side Body	31, 30, 32
C308		Left B-Pillar	32
Circuit Breaker-Window/Door Lock	GY	At Junction Block	22
Clockspring C1	WT	At Steering Column	22, 29
Clockspring C2	YL	Steering Wheel	28
Clockspring C3	BK	Steering Wheel	28
Clockspring C4	BK	At Steering Column	22, 29
Cluster C1	DK GY	Left Side of Instrument Panel	22
Cluster C2	DK GY	Left Side of Instrument Panel	22
Cluster C3	WT	Left Side of Instrument Panel	22
Clutch-A/C Compressor	BK	Right Front Engine	13
Coil-Ignition-No. 1 (3.7L)	BK	Left Top Engine	16
Coil-Ignition-No. 1 (4.7L)	BK	Left Top Engine	11
Coil-Ignition-No. 2 (3.7L)	BK	Right Top Engine	17
Coil-Ignition-No. 2 (4.7L)	BK	Right Top Engine	12

CONNECTOR NAME/ NUMBER	COLOR	LOCATION	FIG.
Coil-Ignition-No. 3 (3.7L)	BK	Left Top Engine	16
Coil-Ignition-No. 3 (4.7L)	BK	Left Top Engine	11
Coil-Ignition-No. 4 (3.7L)	BK	Right Top Engine	17
Coil-Ignition-No. 4 (4.7L)	BK	Right Top Engine	12
Coil-Ignition-No. 5 (3.7L)	BK	Left Top Engine	16
Coil-Ignition-No. 5 (4.7L)	BK	Left Top Engine	11
Coil-Ignition-No. 6 (3.7L)	BK	Right Top Engine	17
Coil-Ignition-No. 6 (4.7L)	BK	Right Top Engine	12
Coil-Ignition-No. 7 (4.7L)	BK	Left Top Engine	11
Coil-Ignition-No. 8 (4.7L)	BK	Right Top Engine	12
Control-A/C-Heater C1	BK	Center of Instrument Panel	22, 26
Control-A/C-Heater C2	BK	Center of Instrument Panel	22, 26
Data Link Connector	BK	Lower Left Instrument Panel	22
Generator	GY	Left Front Top Engine	11, 16
Generator B(+)	GY	Left Front Top Engine	10
Heater-Cushion Pad-Driver	GN	Under Driver Seat	31, 32
Heater-Cushion Pad-Passenger	GN	Under Passenger Seat	31, 32
Heater-Seat Back-Driver		Under Driver Seat	N/S
Heater-Seat Back-Passenger		Under Passenger Seat	N/S
Horn No. 1	BK	In front of Left Radiator	7
Horn No. 2	BK	In Front of Left Radiator	7
Injector-Fuel-No. 1 (3.7L)	BK	Left Top Engine	16
Injector-Fuel-No. 1 (4.7L)	BK	Left Top Engine	11
Injector-Fuel-No. 2 (3.7L)	BK	Right Top Engine	17
Injector-Fuel-No. 2 (4.7L)	BK	Right Top Engine	12
Injector-Fuel-No. 3 (3.7L)	BK	Left Top Engine	16
Injector-Fuel-No. 3 (4.7L)	BK	Left Top Engine	11
Injector-Fuel-No. 4 (3.7L)	BK	Right Top Engine	17
Injector-Fuel-No. 4 (4.7L)	BK	Right Top Engine	12
Injector-Fuel-No. 5 (3.7L)	BK	Left Top Engine	16
Injector-Fuel-No. 5 (4.7L)	BK	Left Top Engine	11
Injector-Fuel-No. 6 (3.7L)	BK	Right Top Engine	17
Injector-Fuel-No. 6 (4.7L)	BK	Right Top Engine	12
Injector-Fuel-No. 7 (4.7L)	BK	Left Top Engine	11
Injector-Fuel-No. 8 (4.7L)	BK	Right Top Engine	12
Lamp-Backup-Left	GY	Left Rear Lamp Assembly	44
Lamp-Backup-Right	GY	Right Rear Lamp Assembly	44
Lamp-Center Bezel	BK	At Center Stack	22, 26
Lamp-CHMSL-Aftermarket		Near T/O for License Lamp	N/S
Lamp-Dome-Front	BK	Headliner Front	N/S
Lamp-Dome-Rear	BK	Headliner Rear	N/S

CONNECTOR NAME/ NUMBER	COLOR	LOCATION	FIG.
Lamp-Fog-Left Front	BK	Left Front Fender	7
Lamp-Fog-Right Front	BK	Right Front Fender	2
Lamp-Headlamp-Left	DK GN	Left Front Headlamp Assembly	1, 7
Lamp-Headlamp-Right	DK GN	Right Front Headlamp Assembly	2
Lamp-High Mounted Stop	WT	Top of Liftgate	43
Lamp-License-Left	GY	At License Plate	N/S
Lamp-Park/Turn-Left Front	BK	At Left Headlamp Assembly	1, 7
Lamp-Park/Turn-Right Front	BK	At Right Headlamp Assembly	2
Lamp-Passenger Airbag On/Off Indicator	BK	Top of Center Stack	22, 26
Lamp-Tail/Stop/Turn-Left	BK	At Left Tail Lamp Assembly	44
Lamp-Tail/Stop/Turn-Right	BK	At Right Tail Lamp Assembly	44
Latch-Door-Left Front	BK	At Latch	39
Latch-Door-Left Rear (Quad Cab)	BK	Left Rear Door	40
Latch-Door-Right Front	BK	Right Front Door	38
Latch-Door-Right Rear (Quad Cab)	BK	Right Rear Door	40
Mirror-Inside Rearview C1	BK	Top Center Windshield	42
Mirror-Inside Rearview C2	BK	Top Center Windshield	42
Mirror-Outside Rearview- Driver	BK	Left Front Door	39
Mirror-Outside Rearview- Passenger	BK	Right Door	38
Module-Anti-Lock Brakes	BK	Left Side Engine Compartment	6
Module-Brake Provision	BL	Lower Left Instrument Panel	4
Module-Electronic Overhead	BK	Front Headliner	N/S
Module-Front Control C1		Left Side Engine Compartment	5, 6
Module-Front Control C2	BK	Left Side Engine Compartment	5, 6
Module-Front Control IPM	BK	At Side of Power Distribution Module	N/S
Module-Fuel Pump		Top of Fuel Tank	37
Module-Hands Free	LT GY	Left Side Instrument Panel	22, 33
Module-Heated Seat-Driver	GN	Under Center Console	N/S
Module-Heated Seat- Passenger	GN	Under Center Console	N/S
Module-Integrated Power C1		Left Side Engine Compartment	5
Module-Integrated Power C2	BK	Left Side Engine Compartment	5
Module-Integrated Power C3	BK	Left Side Engine Compartment	5
Module-Integrated Power C4	GY	Left Side Engine Compartment	5
Module-Integrated Power C5	BR	Left Side Engine Compartment	5
Module-Integrated Power Eyelet		Left Side Engine Compartment	10
Module-Occupant Restraint Controller C1	YL	Below Center Console	31, 32

CONNECTOR NAME/ NUMBER	COLOR	LOCATION	FIG.
Module-Occupant Restraint Controller C2	YL	Below Center Console	22, 31, 32
Module-Powertrain Control C1	BK/BK	Right Engine Compartment	9
Module-Powertrain Control C2	BK/OR	Right Engine Compartment	9
Module-Powertrain Control C3	BK/NAT	Right Engine Compartment	3
Module-Powertrain Control C4	BK/GN	Right Engine Compartment	9
Module-Sentry Key Remote Entry	BK	At Steering Column	22, 29
Motor-Blower	BK	Front HVAC Unit	N/S
Motor-IAC (3.7L)	BK	At Throttle Body	16
Motor-IAC (4.7L)	BK	At Throttle Body	11
Motor-Sunroof		Left Side Headliner	N/S
Motor-Window-Left Front	BK	Left Front Door	39
Motor-Window-Left Rear	BK	Left Rear Door	40
Motor-Window-Right Front	BK	Right Front Door	38
Motor-Window-Right Rear	BK	Right Rear Door	40
Motor-Windshield Wiper	BK	Left Rear Engine Compartment	4
Power Outlet-Console		At Console	N/S
Power Outlet-Instrument Panel	GY	Center Stack	22, 26
Pump-Washer-Windshield		Lower Right Front Engine Compartment	2
Radio Antenna	-	Rear of Radio	25
Radio C1	DK GY	Rear of Radio	22, 25
Radio C2 (Satellite Radio)	DK GY	Rear of Radio	22, 25
Receiver-Satellite C1	BK	Left Rear Floor	35, 36, 41
Receiver-Satellite C2	BL	Left Rear Floor	35, 36
Receiver-Satellite C3	WT	Left Rear Floor	35, 36
Resistor-Blower Motor	BK	Right Side HVAC Unit	19
Seat Belt-Tensioner-Driver	BK	Base of Left B-Pillar	31, 32
Seat Belt-Tensioner-Passenger	BK	Base of Right B-Pillar	31, 32
Sensor-Accelerator Pedal Position		At Base of Pedal	23
Sensor-Ambient Air Temperature	BK	Front Left of Engine Compartment	7
Sensor-Brake Fluid Level	BK	Left Rear Engine Compartment	6
Sensor-Camshaft Position	GY	Right Front Side of Engine	13
Sensor-Crankshaft Position (3.7L)	BK	Right Front Rear Engine	15, 18
Sensor-Crankshaft Position (4.7L)	BK	Right Rear Engine	14, 15

CONNECTOR NAME/ NUMBER	COLOR	LOCATION	FIG.
Sensor-Engine Coolant Temperature	BK	Right Front Side of Engine	13
Sensor-Evaporator Temperature	WT	On HVAC Unit	19
Sensor-Front Impact-Left	DK GY	Left Front of Engine Compartment	7
Sensor-Front Impact-Right	DK GY	Right Front of Engine Compartment	2
Sensor-Input Speed	BK	Left Front of Transmission	14, 18
Sensor-Intake Air Temperature	DK GY	Top of Engine	11, 16
Sensor-Knock (4.7L)	BK	Right Rear Top of Engine	12
Sensor-Knock No. 1 (3.7L)		Left Rear of Engine	16
Sensor-Knock No. 2 (3.7L)	BK	Right Rear Top of Engine	17
Sensor-Line Pressure	BK	Right Rear Transmission	14
Sensor-MAP	GY	Right Front Side of Engine	13
Sensor-Output Speed	BK	Left Rear of Transmission	14, 18
Sensor-Oxygen-Left Front (3.7L)	BK	Left Front of Transmission	18
Sensor-Oxygen-Left Front (4.7L)	GY	Left Front of Transmission	14
Sensor-Oxygen-Left Rear	GY (3.7L), BK (4.7L)	Left Rear of Transmission	14, 15, 18
Sensor-Oxygen-Right Front	BK (3.7L), GY (4.7L)	Right Front of Transmission	14,15, 18
Sensor-Oxygen-Right Rear	BK (3.7L), GY (4.7L)	Right Rear of Transmission	14, 15, 18
Sensor-Seat Track Position-Driver	DK GY	Under Driver Seat	30
Sensor-Side Impact-Left 1	BK	Left Side Near B-Pillar	31, 32
Sensor-Side Impact-Right 1	BK	Right Side Near B-Pilar	31, 32
Sensor-Sun	BK	Top of Instrument Panel	27
Sensor-Throttle Position (4.7L)	NAT	At Throttle Body	11
Sensor-Transmission Range	LT GN	Left Side of Transmission	18
Sensor-Washer Fluid Level		Lower Right Front Engine Compartment	2
Sensor-Wheel Speed-ABS-Left Front	BK	Left Front Wheel	6
Sensor-Wheel Speed-ABS-Rear	BK	Near Right Rear Wheel by Crossmember	37
Sensor-Wheel Speed-ABS-Right Front	BK	Right Front Wheel	3
Servo-Speed Control	BK	Right Front Engine Compartment	2
Solenoid-Brake Transmission Shift	BK	Near Steering Column	22, 29
Solenoid-EVAP/Purge	BK	Left Rear Engine Compartment	3
Speaker-Left Front Door	WT	Lower Left Front Door	39

CONNECTOR NAME/ NUMBER	COLOR	LOCATION	FIG.
Speaker-Left Rear	WT	Lower Left Rear Cab	41
Speaker-Left Rear Door	WT	Left Rear Door	40
Speaker-Right Front Door	WT	Lower Right Front Door	38
Speaker-Right Rear	WT	At Right Rear Door	31
Speaker-Right Rear Door	WT	At Right Rear Door	40
Speaker-Tweeter-Left Front	BK	Left Front Door	39
Speaker-Tweeter-Right Front	BK	Right Front Door	38
Starter		Left Rear Engine	10
Starter B(+)		Left Rear Engine	10
Switch-Back Up Lamp	BK	Right Rear Transmission	15
Switch-Clutch Interlock	GN	Lower Left Instrument Panel	4
Switch-Evap System Monitor	BK	Top of Fuel Tank	37
Switch-Headlamp	BK	Left Side of Instrument Panel	22
Switch-Hood Ajar		Left Rear Engine Compartment	4
Switch-Horn	WT	In Steering Wheel	28
Switch-Ignition	BK	At Steering Column	22, 29
Switch-Mirror	LT GY	Left Front Door	39
Switch-Multifunction	BK	At Steering Column	22, 29
Switch-Oil Pressure	BK	Left Front of Engine	12, 17
Switch-Parking Brake	GY	Left Side Instrument Panel	33
Switch-Passenger Airbag On/Off	BK	Center Stack	22, 26
Switch-Power Window-Left Rear	LT GY	Left Rear Door	40
Switch-Power Window-Right Rear	LT GY	Right Rear Door	40
Switch-Remote Radio-Left	BK	Steering Wheel	N/S
Switch-Remote Radio-Right	BK	Steering Wheel	N/S
Switch-Seat Belt-Driver	LT GY	Under Driver Seat	30
Switch-Seat-Driver	BK	Side of Driver Seat	30
Switch-Speed Control-Left	BK	Left Steering Wheel	28
Switch-Speed Control-Right	BK	Right Steering Wheel	28
Switch-Stop Lamp	BK	Left Lower Instrument Panel	22, 29
Switch-Sunroof		Overhead Console	N/S
Switch-Tow/Haul Overdrive Off	NAT	Lower Left Instrument Panel	22
Switch-Transfer Case Selector	BK	Center of Instrument Panel	22, 26
Switch-Window/Door Lock-Driver C1	LT GY	Left Front Door	39
Switch-Window/Door Lock-Driver C2	LT GY	Left Front Door	39
Switch-Window/Door Lock-Driver Express C1	LT GY	Left Front Door	39

CONNECTOR NAME/ NUMBER	COLOR	LOCATION	FIG.
Switch-Window/Door Lock-Driver Express C2	LT GY	Left Front Door	39
Switch-Window/Door Lock-Passenger	LT GY	Right Front Door	38
Throttle Body		Left Top of Engine	16
Transducer-A/C Pressure	GY	Right Front Engine Compartment	2
Wiring-Trailer Tow 4-Way	BK	Near Rear Bumper	37
Wiring-Trailer Tow 7-Way	BK	Center Rear Bumper	37

GROUNDS

GROUND	LOCATION	FIG.
G100	Left Front Engine Compartment	7
G101	Left Front Engine Compartment	7
G102	Lower Right Rear Engine Compartment	8
G103	Right Front Engine Compartment	2
G105	Left Front of Engine	12, 17
G106	Left Side Engine Compartment	9
G107	Right Side Engine Compartment	9
G108	Lower Right Front Engine	13
G200	Left Side Instrument Panel	22
G201	Right Side Instrument Panel	21, 24
G202	Right Side Instrument Panel	21, 24
G300	Front Center Body	31, 32
G301	Left Front Body	31, 32, 33
G302	Left Front Chassis	37

SPLICES

SPLICE	LOCATION	FIG.
S100	Left Side Engine Compartment	4
S101	Left Side Engine Compartment	4
S103	Left Side Engine Compartment	4
S104	Left Side Engine Compartment	4
S105	Left Side Engine Compartment	6
S106	Left Rear Engine Compartment	4
S107	Left Rear Engine Compartment	4
S108	Left Rear Engine Compartment	4
S109	Left Side Engine Compartment	5
S111	Left Rear Engine Compartment	4
S112	Engine Compartment	8
S114	Right Side Engine Compartment	3
S115	Right Side Engine Compartment	3
S116	Right Side Engine Compartment	3

SPLICE	LOCATION	FIG.
S117	Left Side Engine	11, 16
S118	Rear of Engine	14, 15, 16
S119	Top of Transmission	14, 15
S120	Top of Transmission	14, 15, 18
S121	Top of Transmission	14, 15, 18
S122	Top of Transmission	14, 15, 18
S123	Right Top Engine	12, 18
S124	Right Top Engine	12, 17
S125	Right Rear Engine Compartment	9, 17
S126	Right Rear Engine Compartment	9, 17
S127	Right Top Engine	12, 17
S129	Left Top Engine	10
S130	Left Top Engine	10
S131	Left Rear Engine Compartment	4
S132	Left Side Engine Compartment	6
S133	Right Rear Engine	9
S201	Left Instrument Panel	20
S202	Left Instrument Panel	20
S203	Left Instrument Panel	20
S204	Left Instrument Panel	20
S205	Left Instrument Panel	20
S206	Left Instrument Panel	20
S207	Left Instrument Panel	20
S210	Left Instrument Panel	20
S211	Center Instrument Panel	20
S212	Center Instrument Panel	20
S213	Right Instrument Panel	20
S214	Headliner	N/S
S215	Headliner	N/S
S216	Headliner	N/S
S217	Center HVAC	19
S218	In Center Console	N/S
S219	In Center Console	N/S
S220	Left Instrument Panel	20
S221	Headliner Near Sunroof Motor T/O	N/S
S301	Left Front Body	31, 32, 33
S302	Left Front Body	31, 32, 33
S303	Left Front Body	31, 32, 33
S305	Left Front Body	31, 32, 33
S306	Center Body	31, 32
S307	Center Body	31, 32
S311	Left Front Body	31
S312	In T/O for Left Rear Lamps	44

SPLICE	LOCATION	FIG.
S313	Left Rear Chassis	37
S314	Left Rear Chassis	37
S315	Left Rear Chassis	37
S316	Left Rear Chassis	37
S317	Left Rear Chassis	37
S318	Left Rear Chassis	37
S319	Floor Near Left B-Pillar	31, 32
S320	Chassis	N/S
S321	Left Front Door	39
S322	Left Front Door	39
S324	Right Front Door	38
S327	Floor Near Left B-Pillar	32
S328	Left Front Door	39
S330	Body Below Driver Seat	31, 32

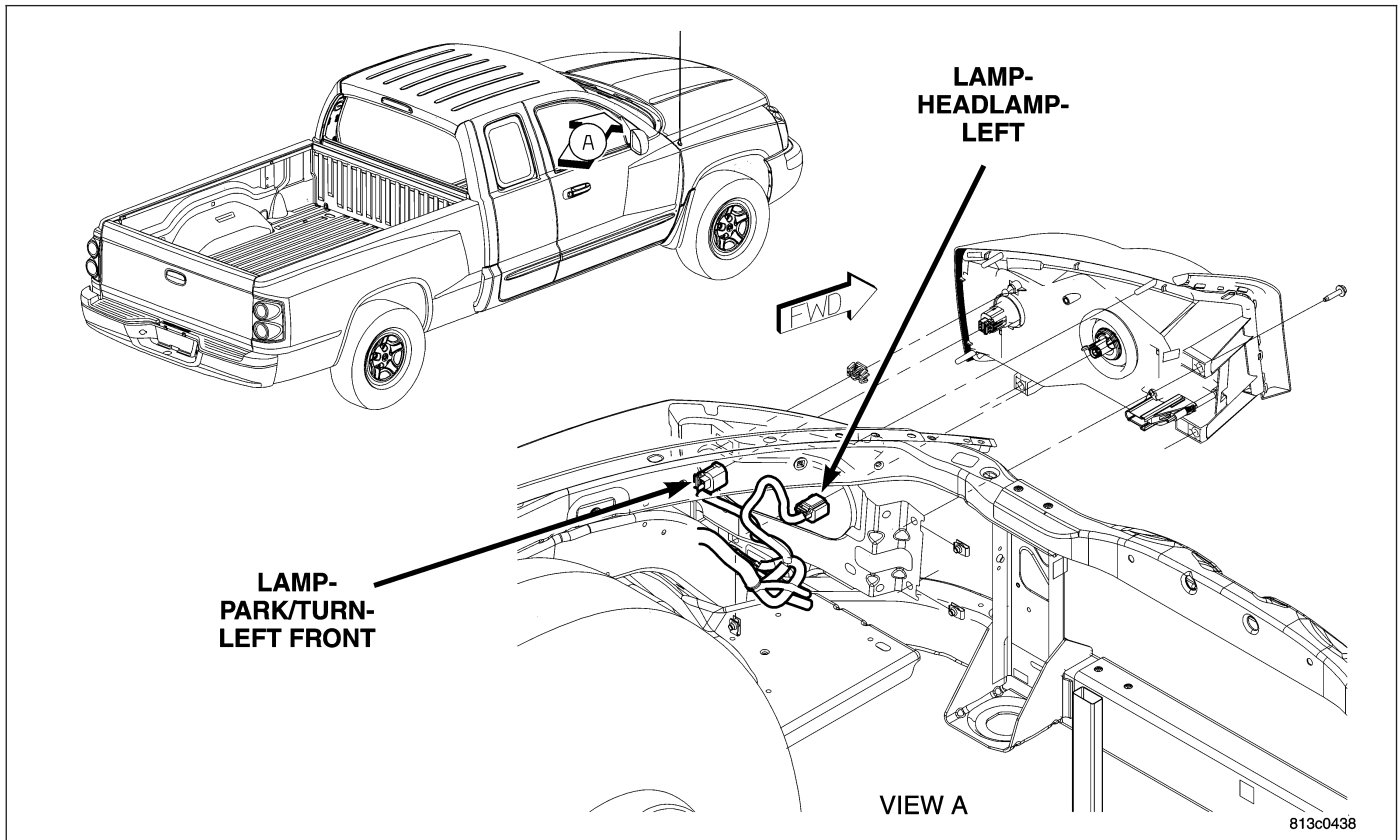


Fig. 1 LEFT FRONT LAMP ASSEMBLY

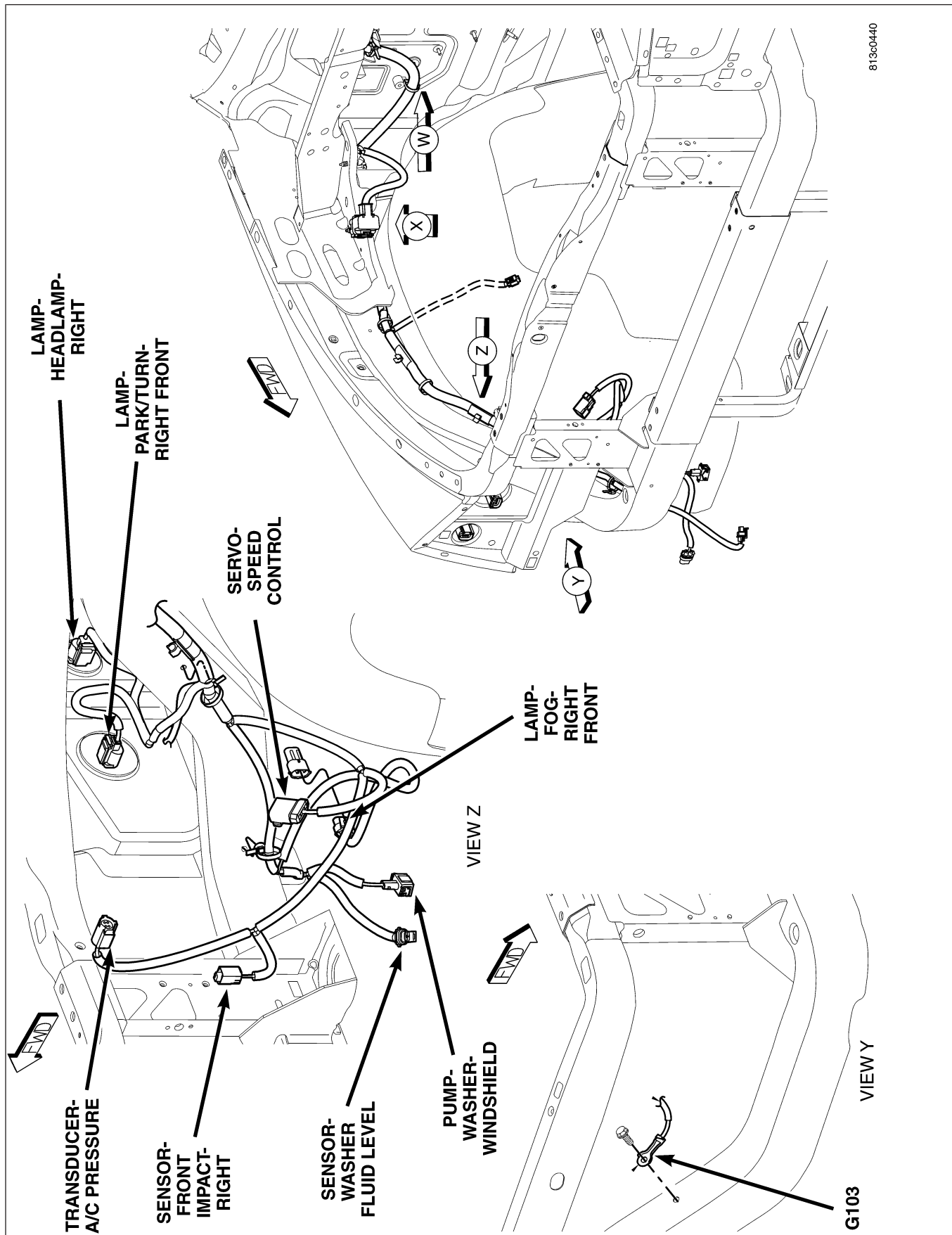


Fig. 2 RIGHT FRONT ENGINE COMPARTMENT

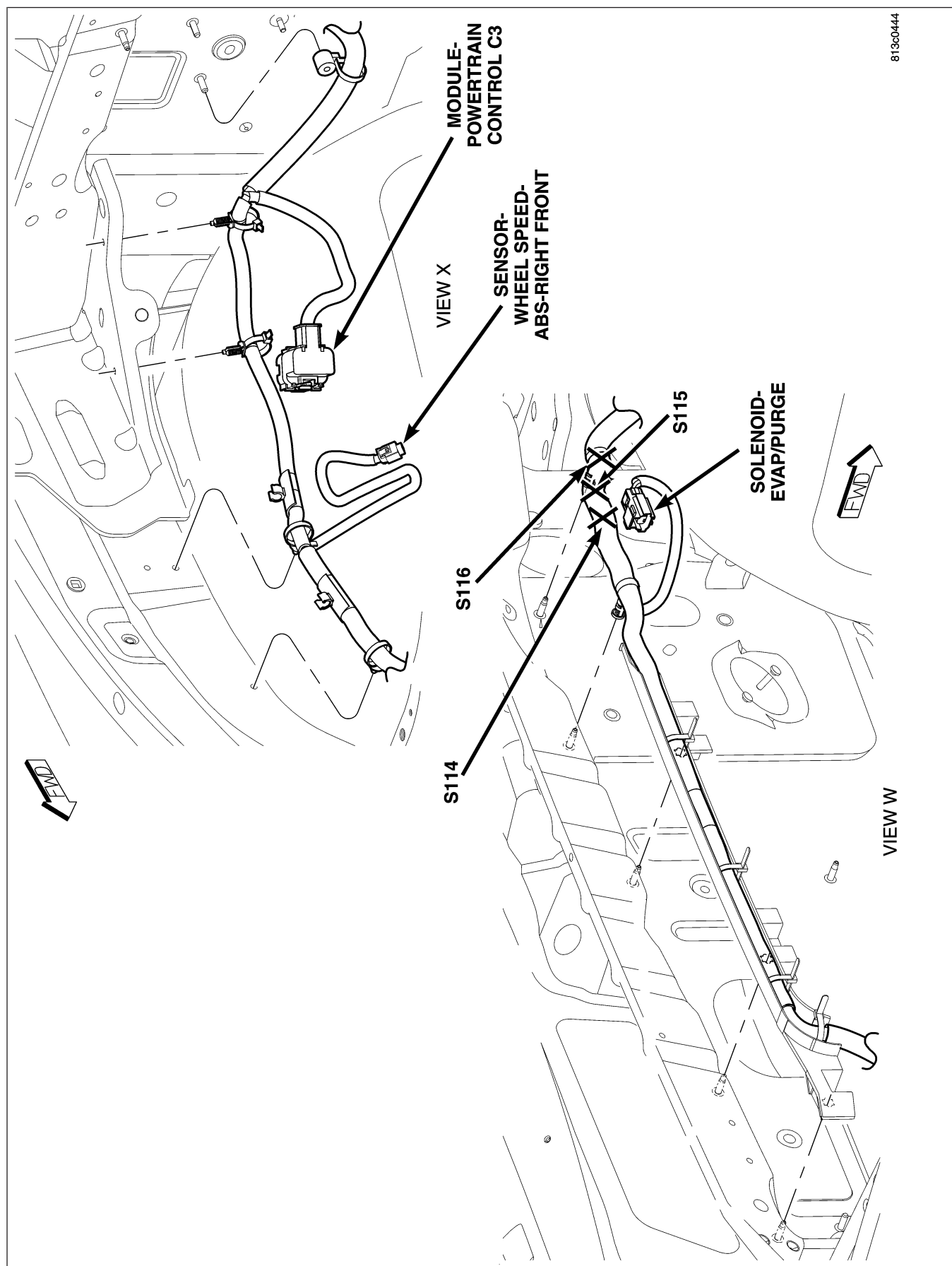


Fig. 3 REAR ENGINE COMPARTMENT

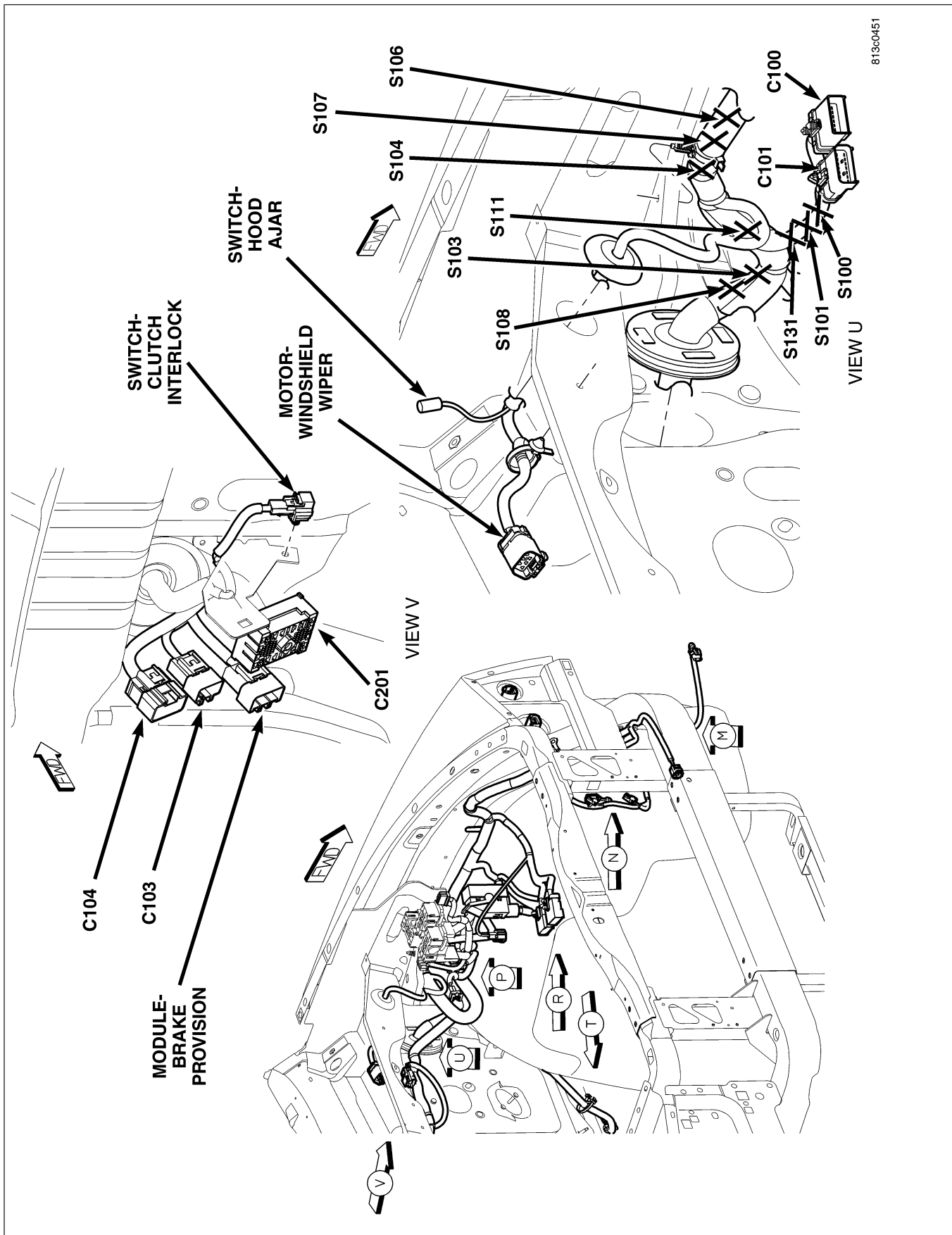


Fig. 4 LEFT REAR ENGINE COMPARTMENT

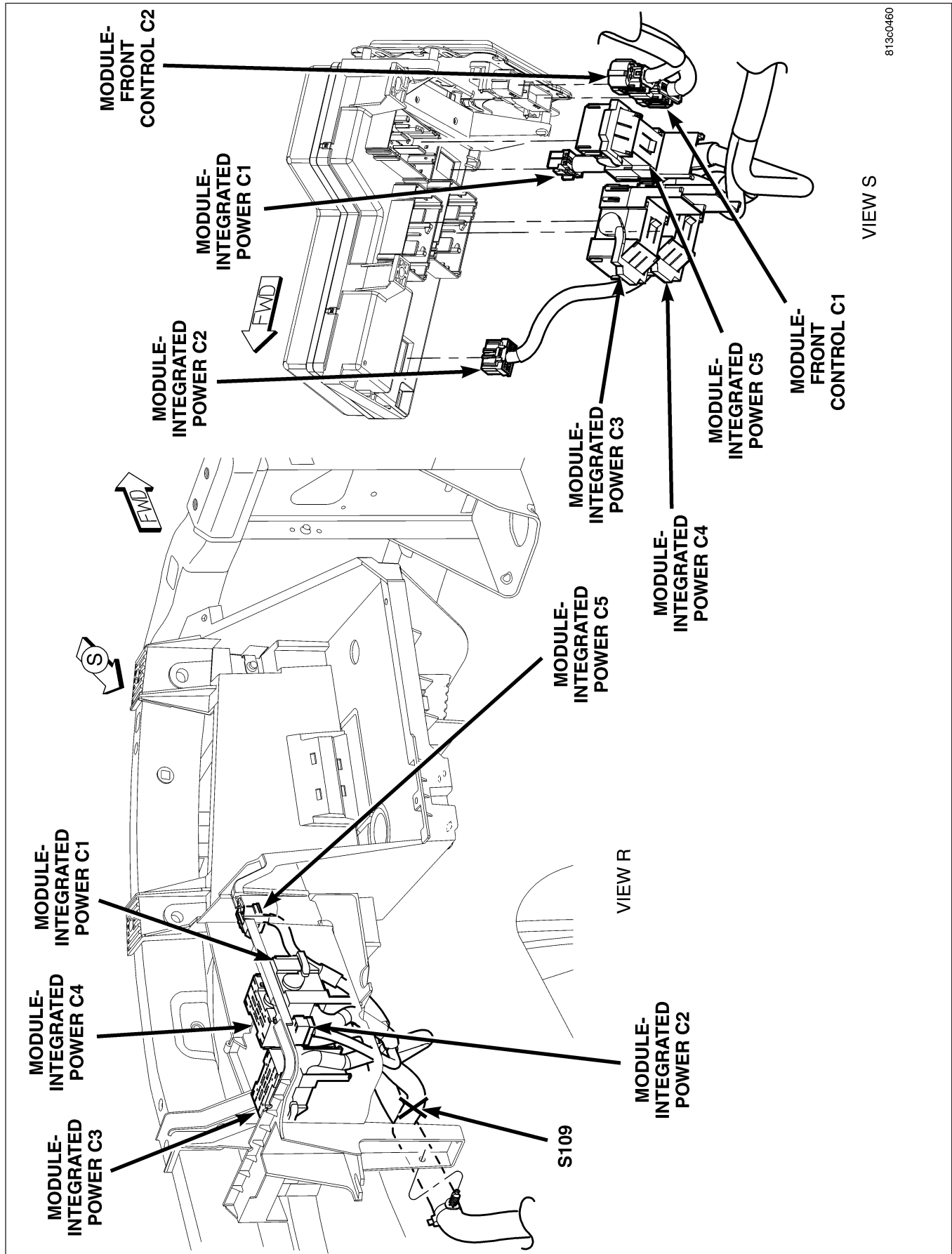


Fig. 5 LEFT SIDE ENGINE COMPARTMENT

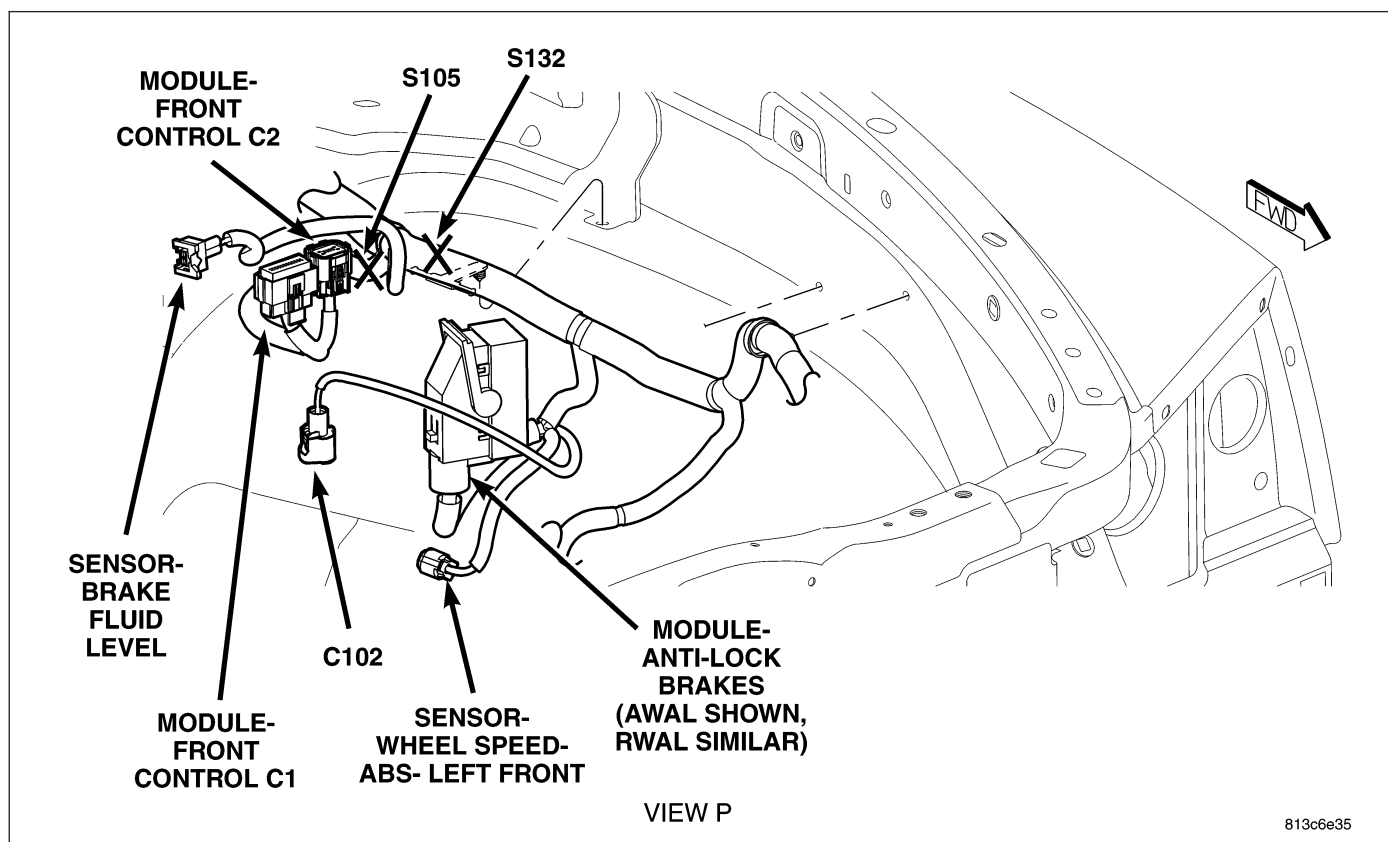


Fig. 6 LEFT ENGINE COMPARTMENT

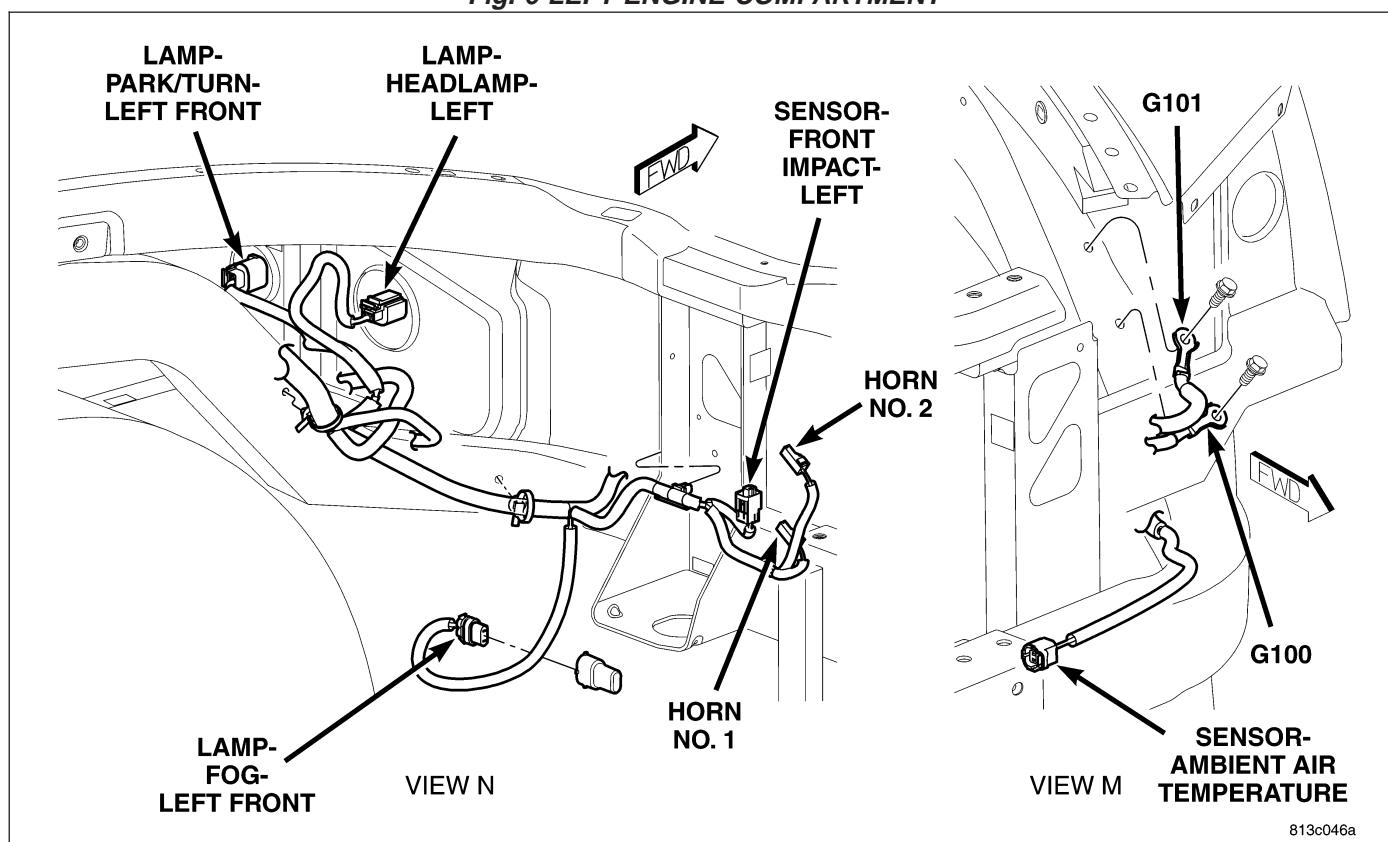


Fig. 7 LEFT FRONT ENGINE COMPARTMENT

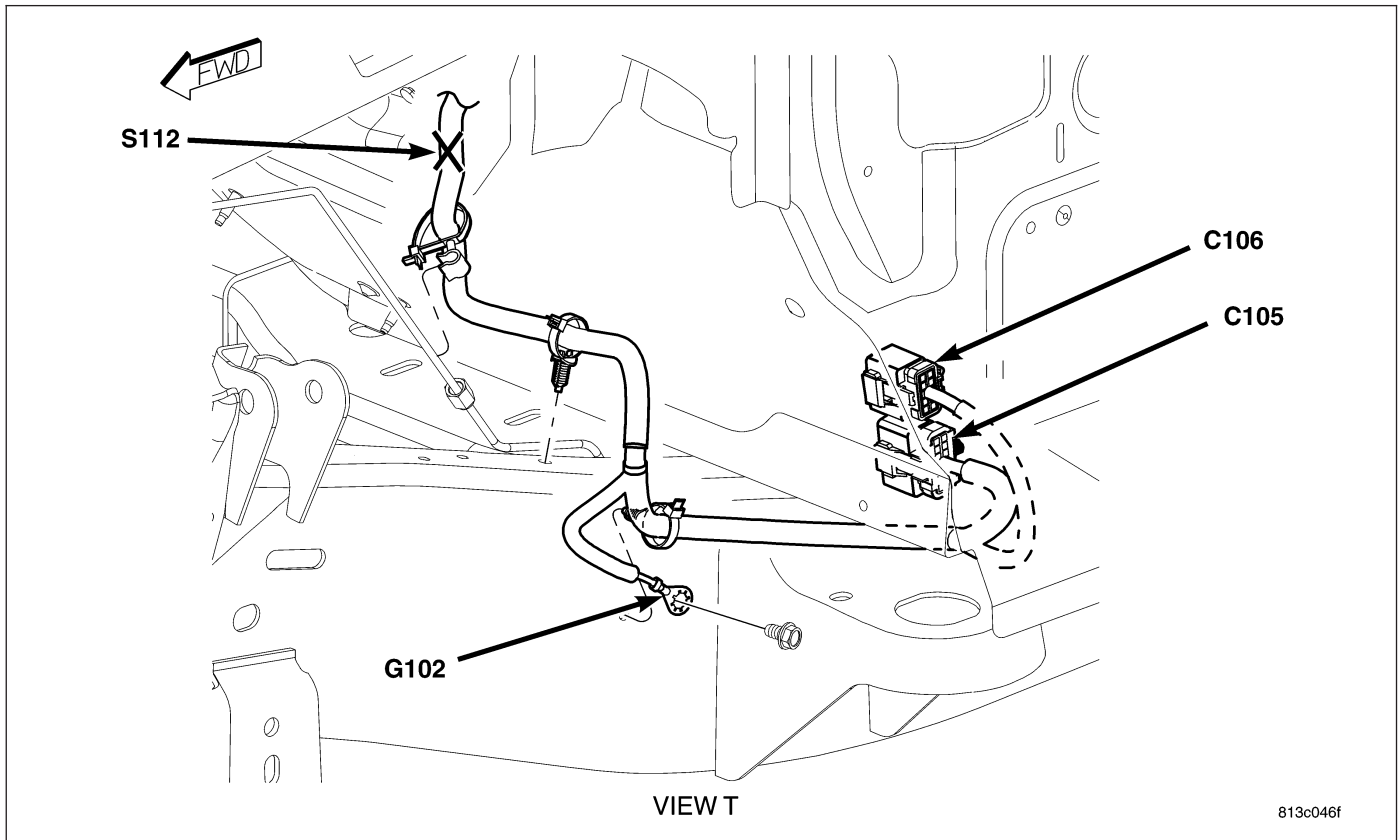


Fig. 8 LOWER RIGHT REAR ENGINE COMPARTMENT

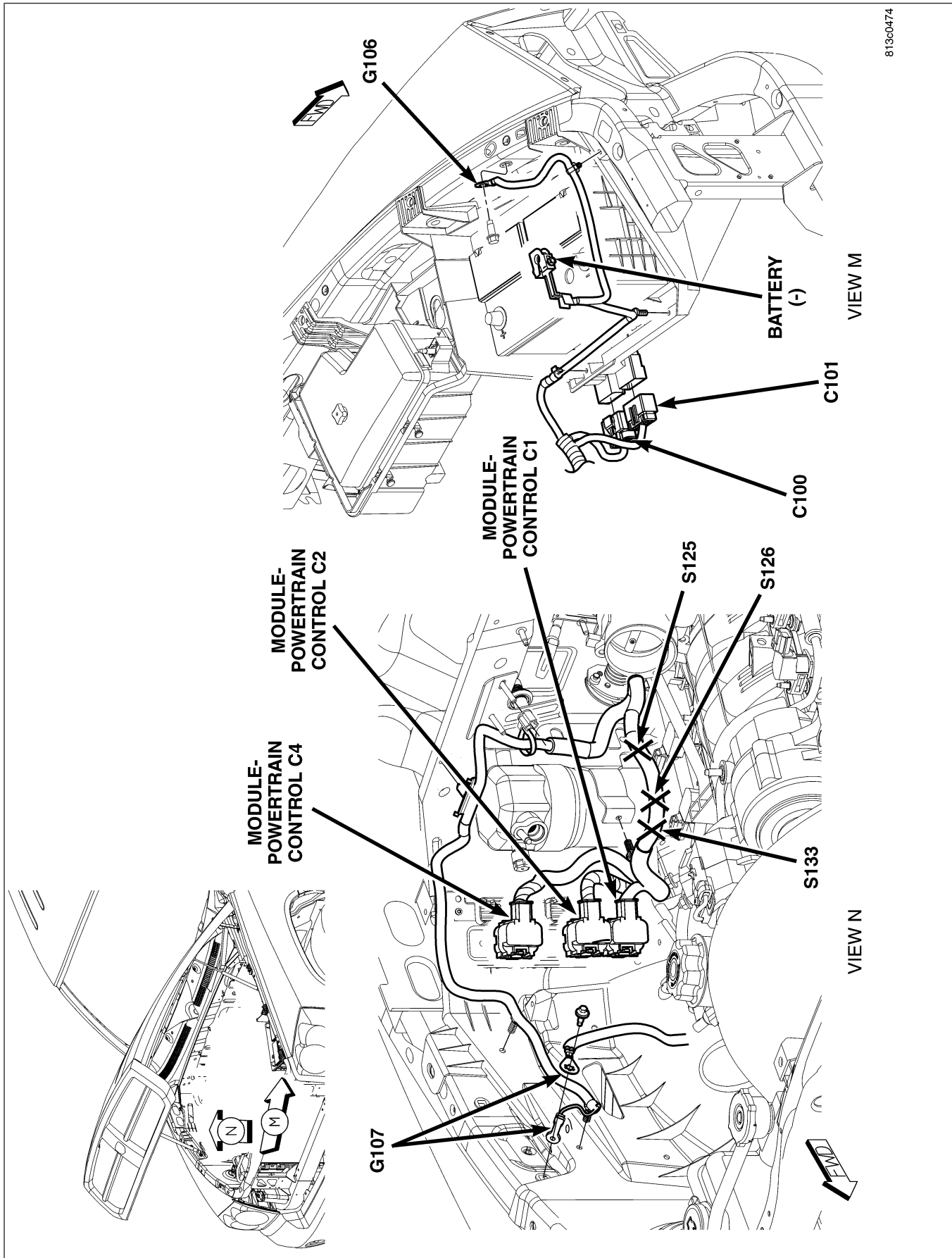
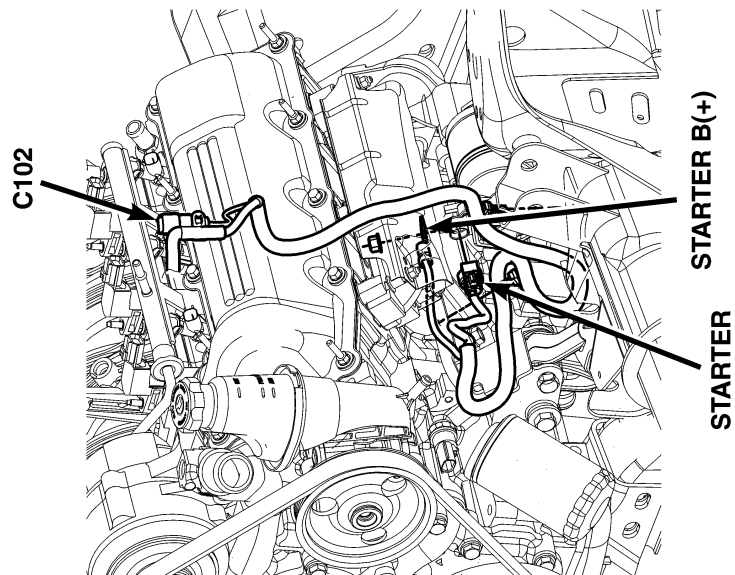
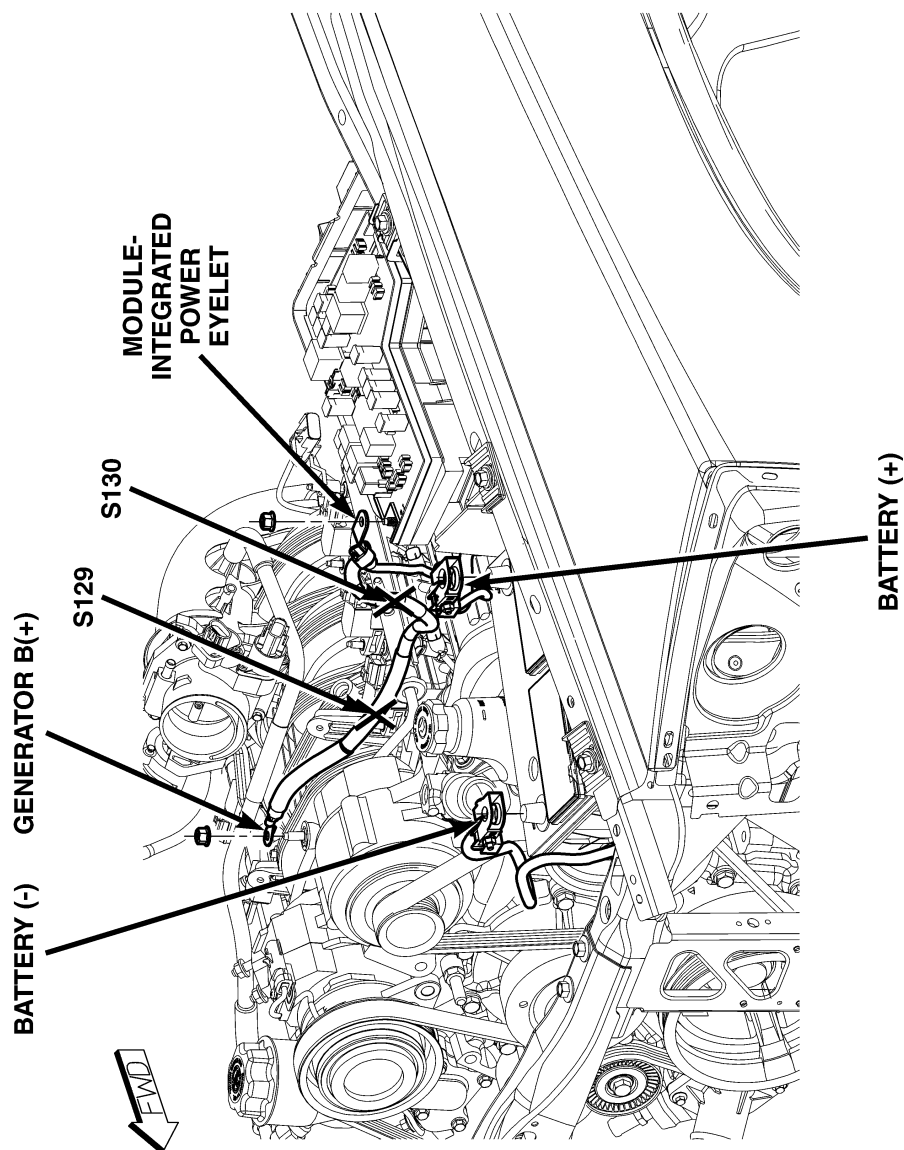


Fig. 9 ENGINE COMPARTMENT



813c0479

Fig. 10 LEFT FRONT ENGINE

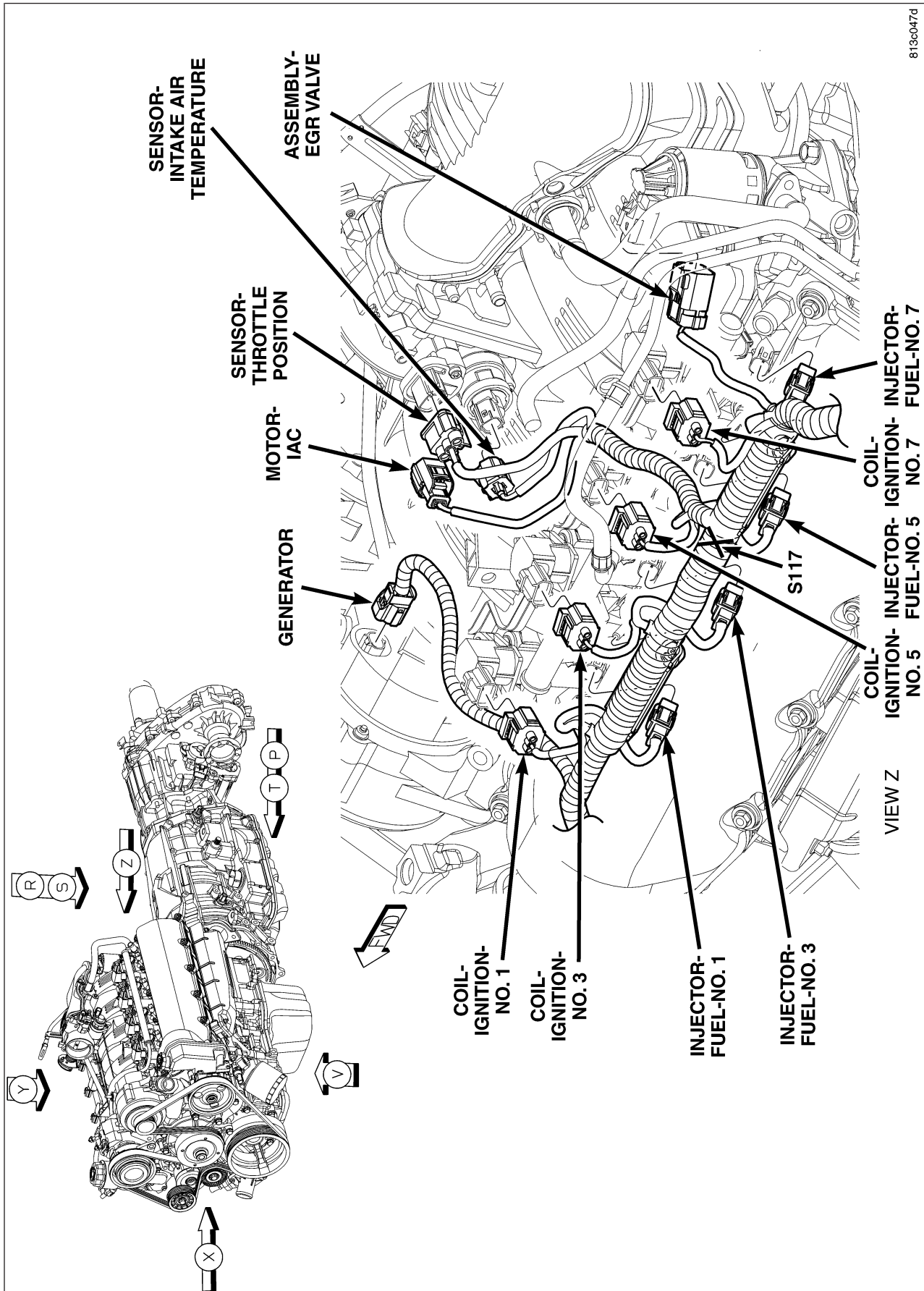
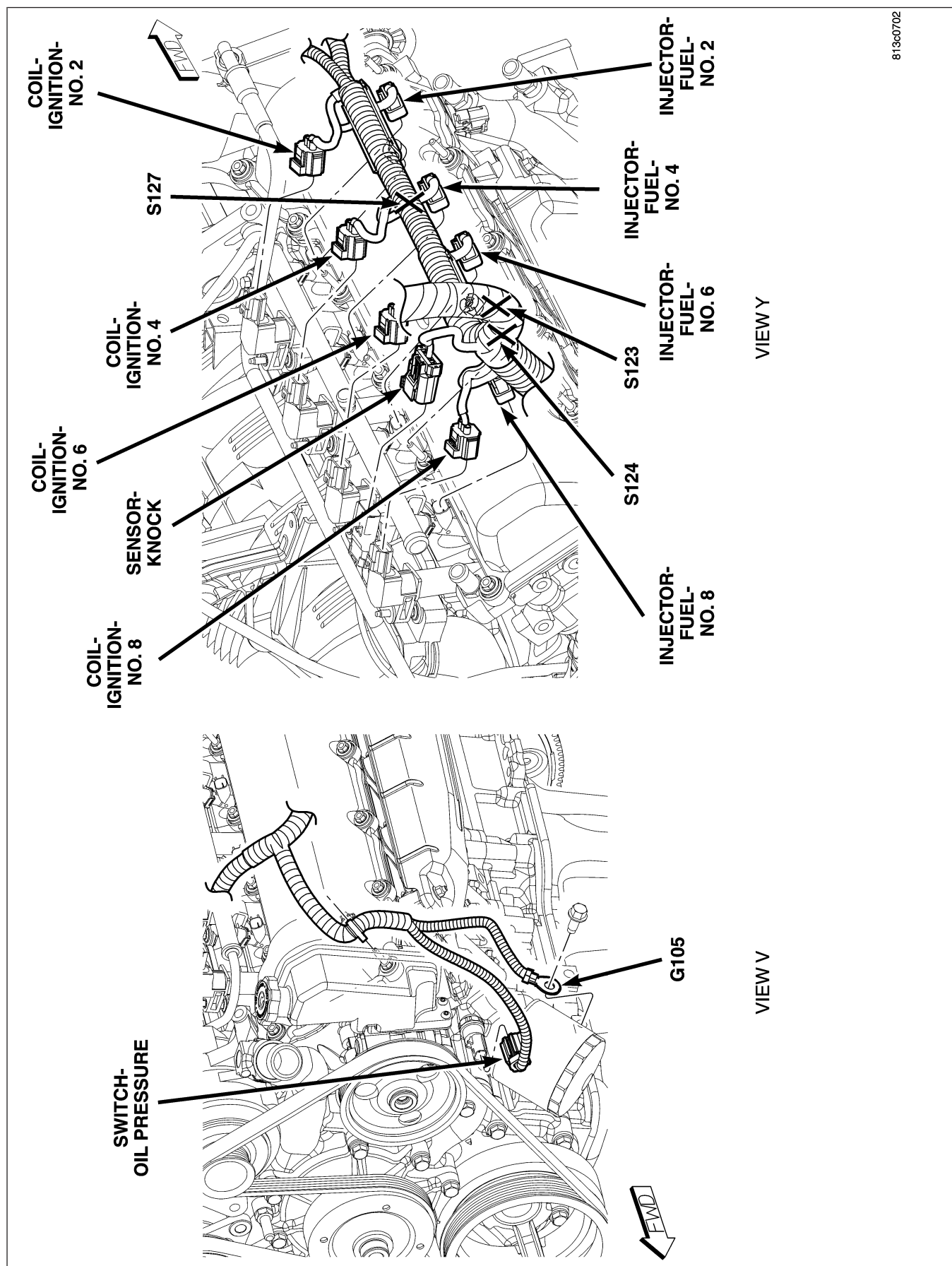


Fig. 11 UPPER LEFT ENGINE (4.7L)



813c0702

Fig. 12 LEFT FRONT AND RIGHT TOP ENGINE (4.7L)

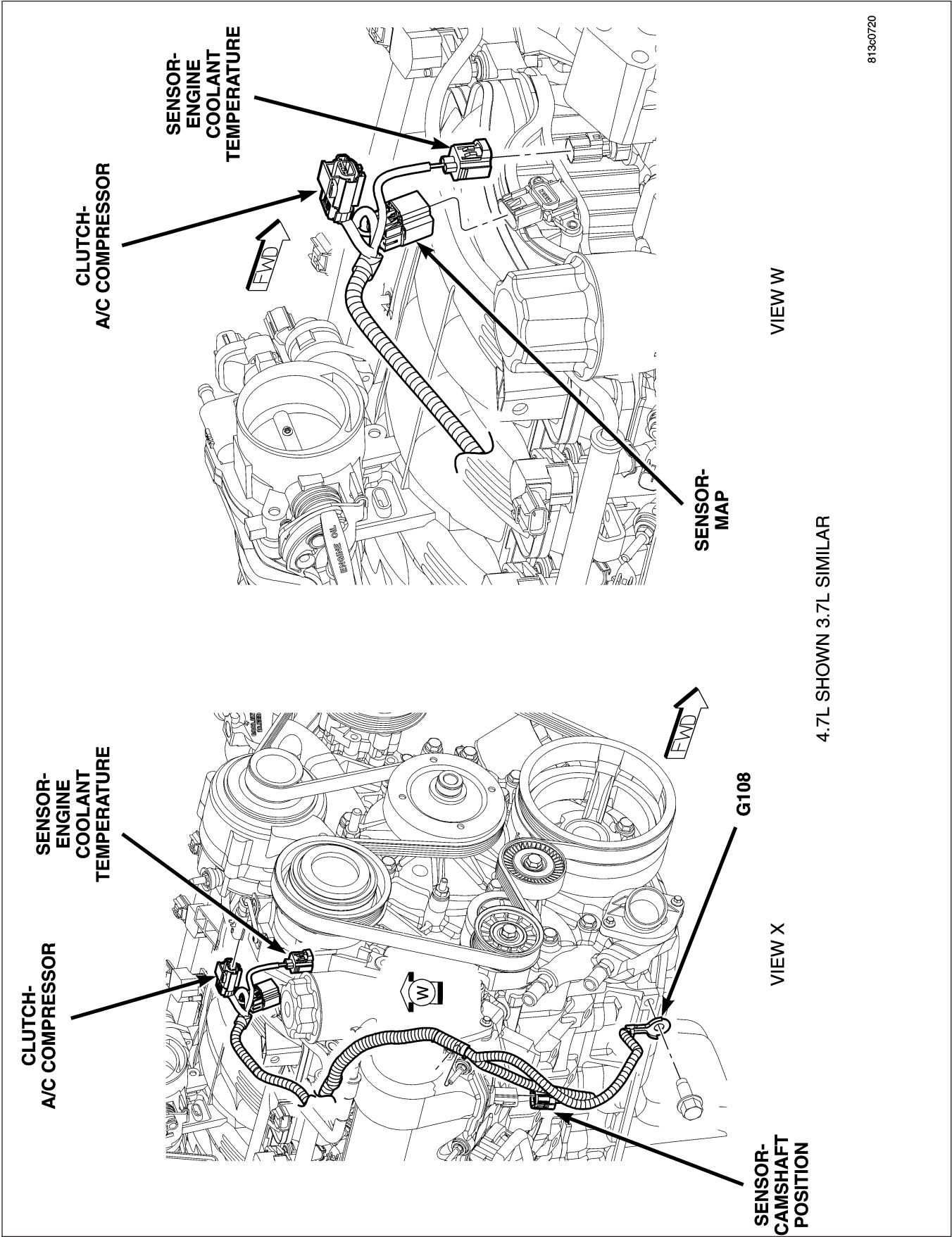


Fig. 13 RIGHT FRONT ENGINE

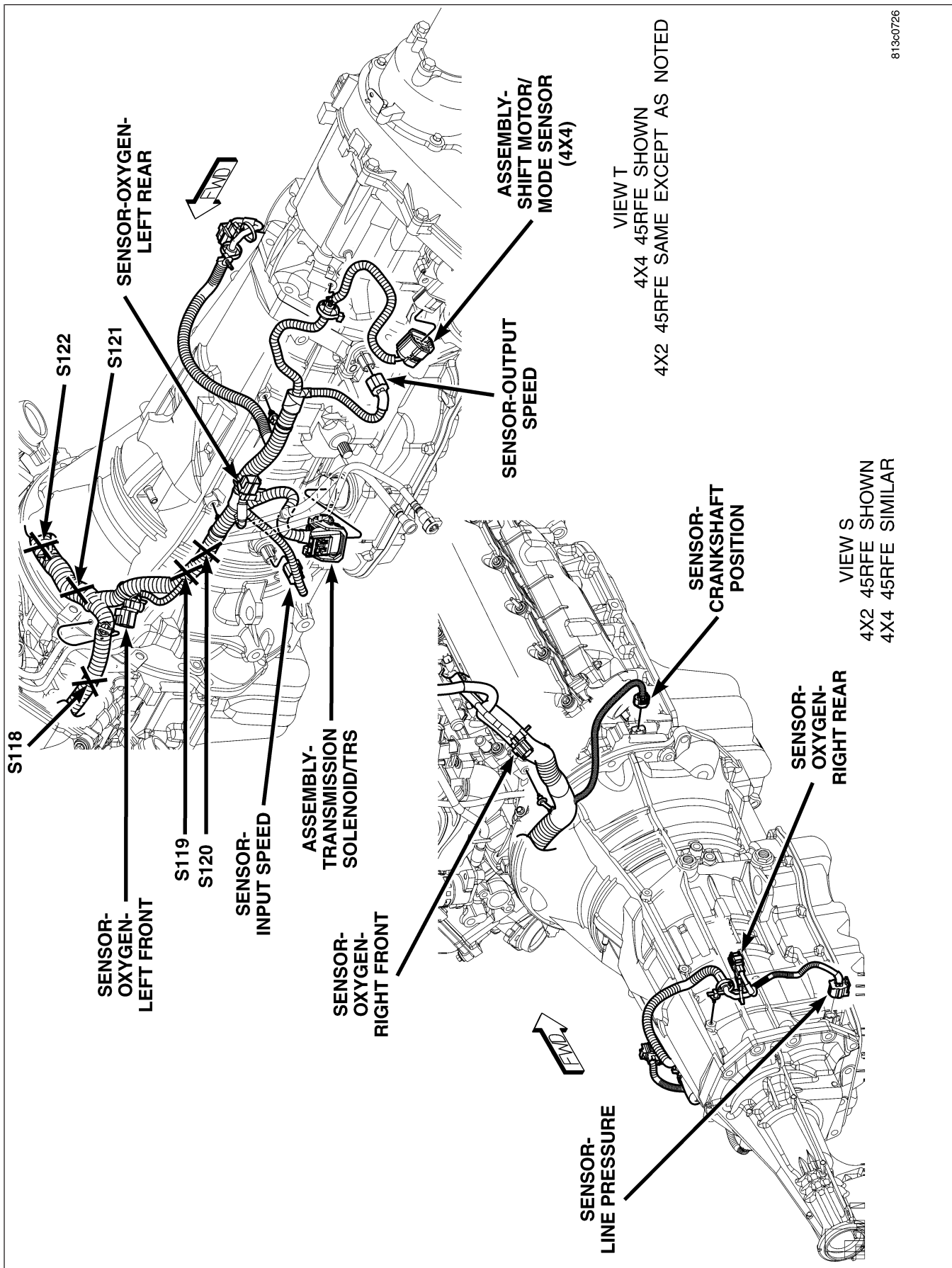
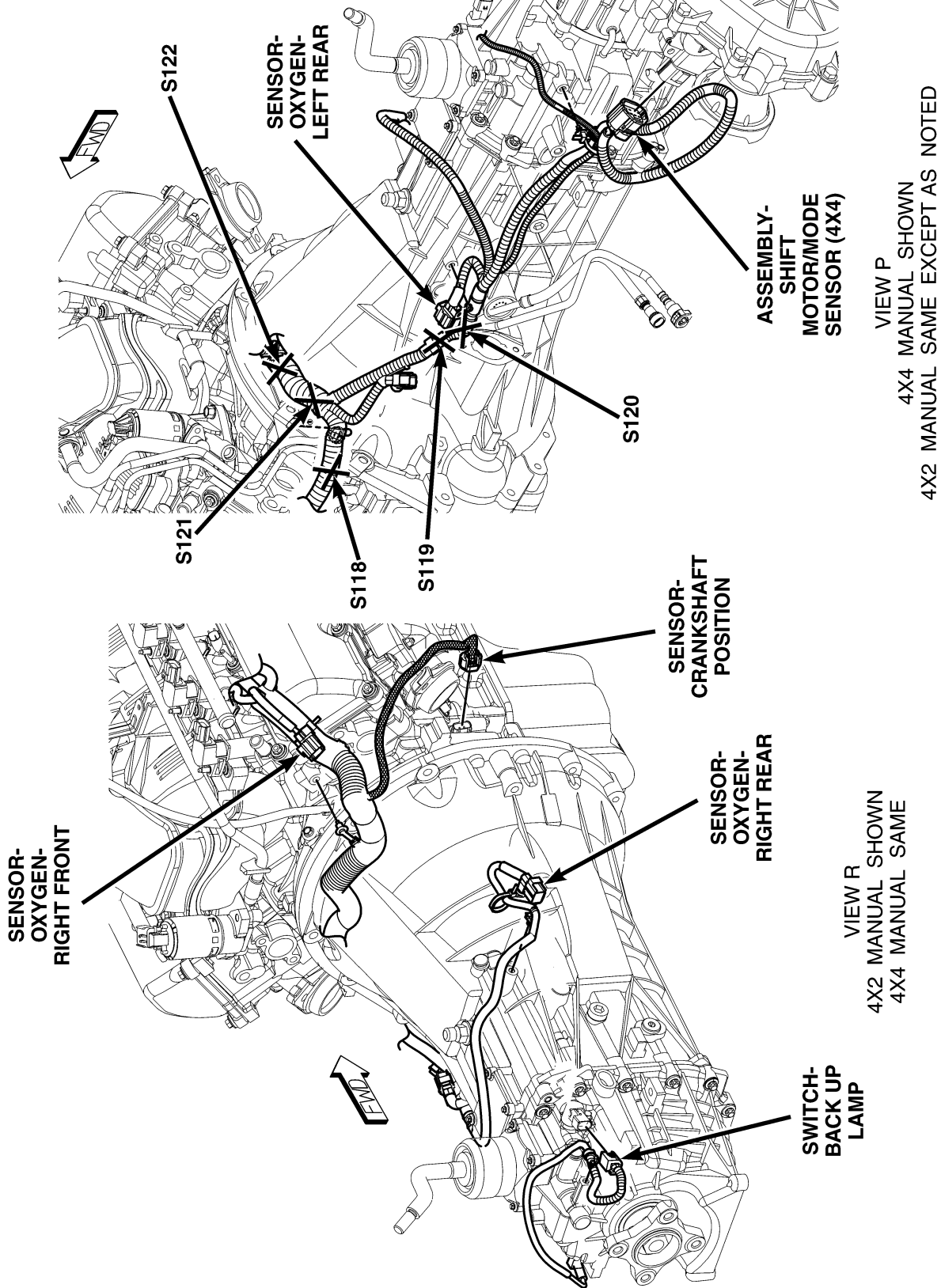


Fig. 14 AUTOMATIC TRANSMISSION (4.7L)



813c078d

Fig. 15 MANUAL TRANSMISSION

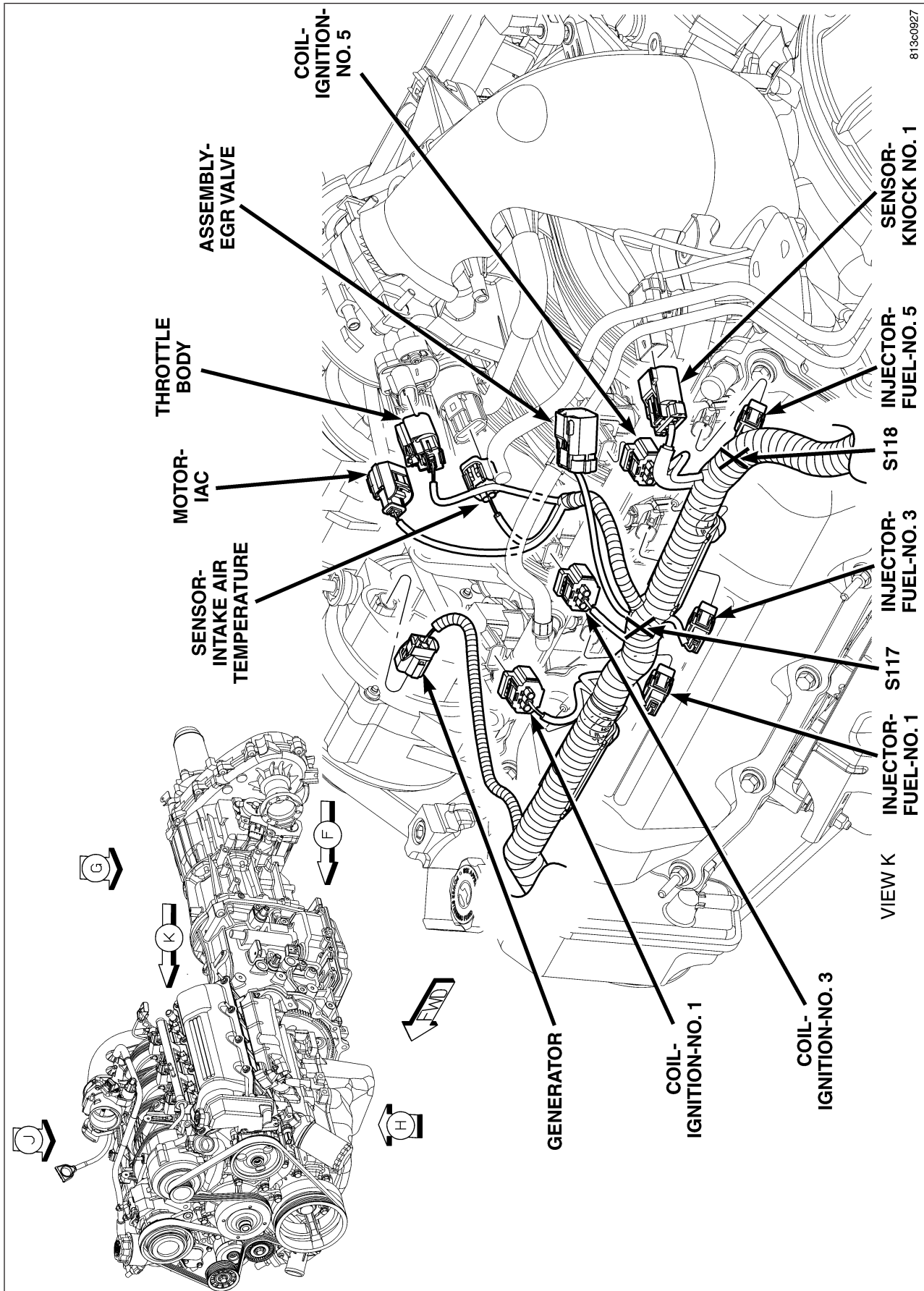


Fig. 16 LEFT REAR ENGINE (3.7L)

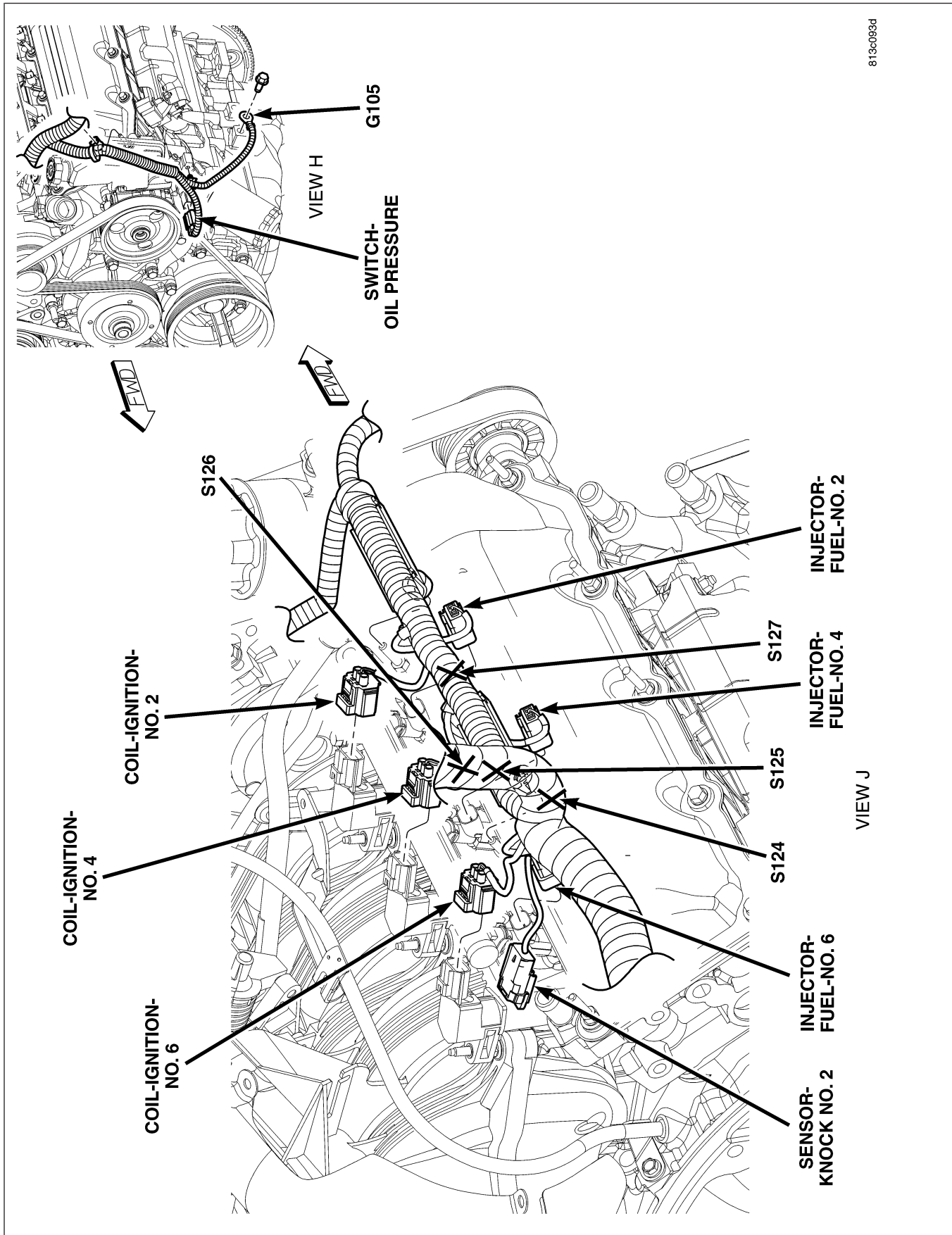
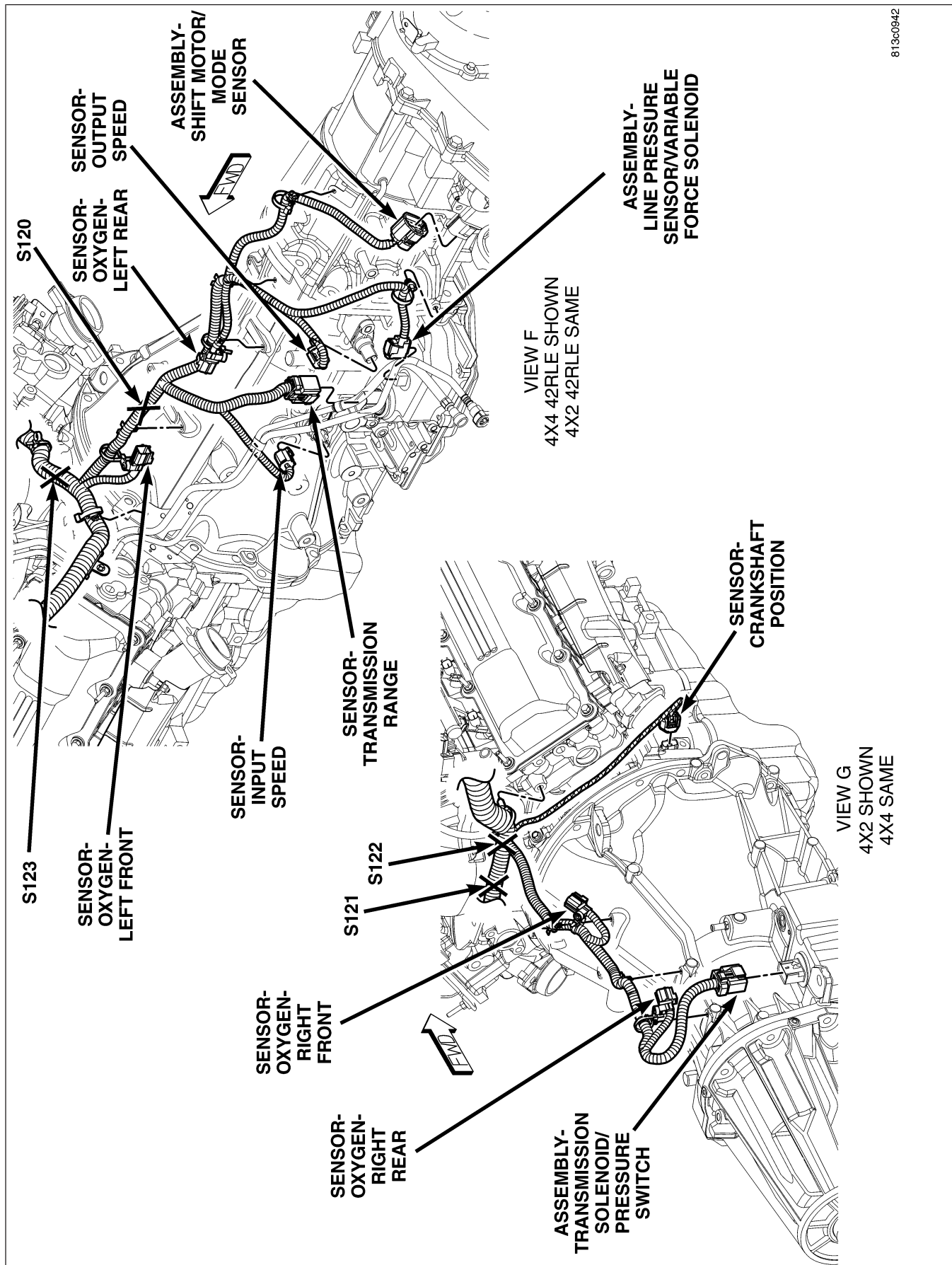


Fig. 17 LEFT FRONT AND RIGHT TOP ENGINE (3.7L)



813c0942

Fig. 18 AUTOMATIC TRANSMISSION (3.7L)

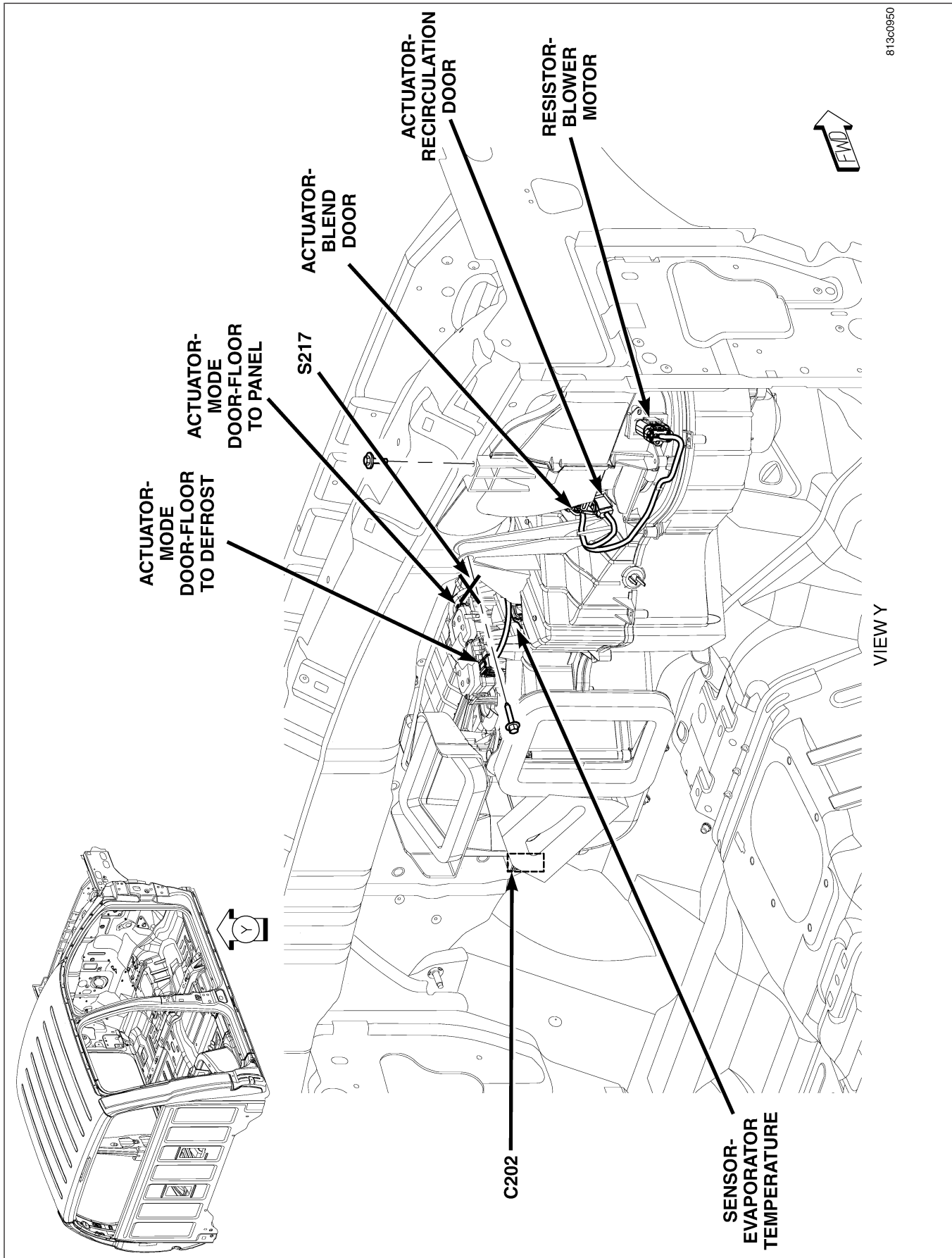


Fig. 19 HVAC UNIT

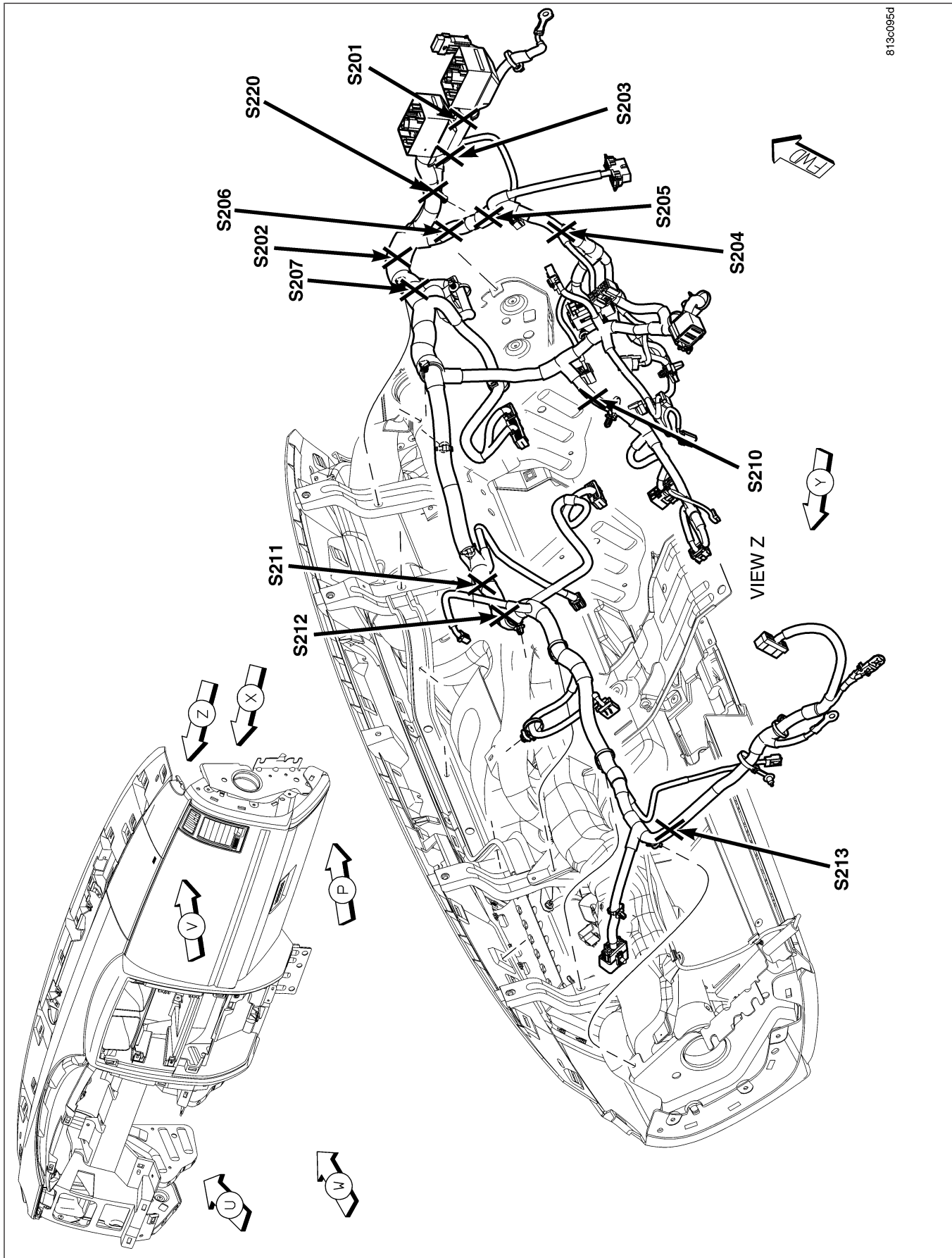


Fig. 20 INSTRUMENT PANEL

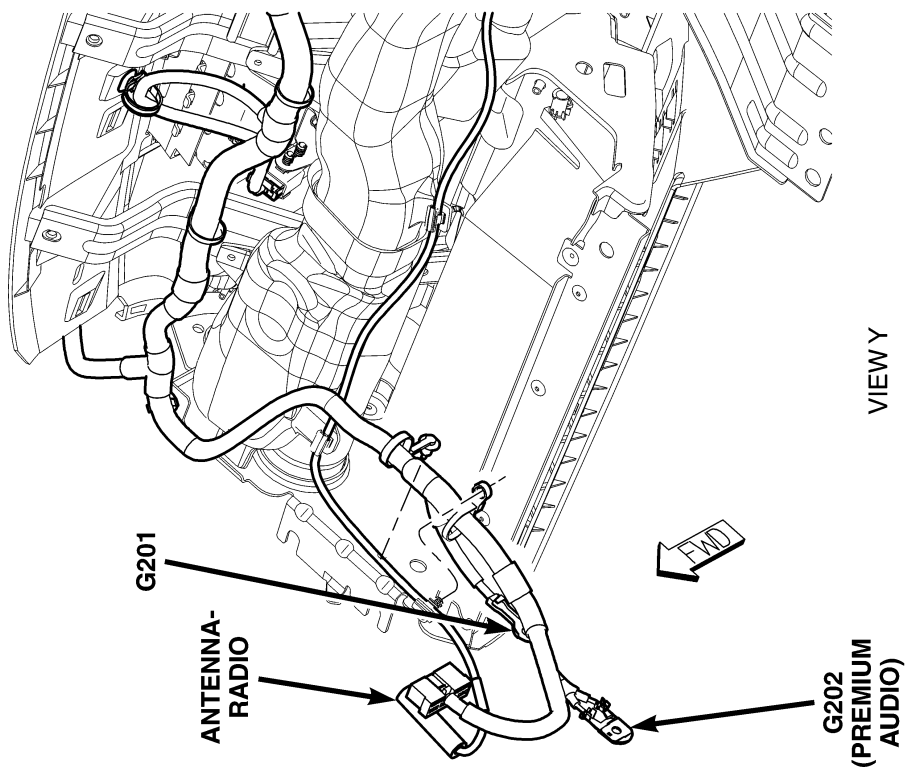
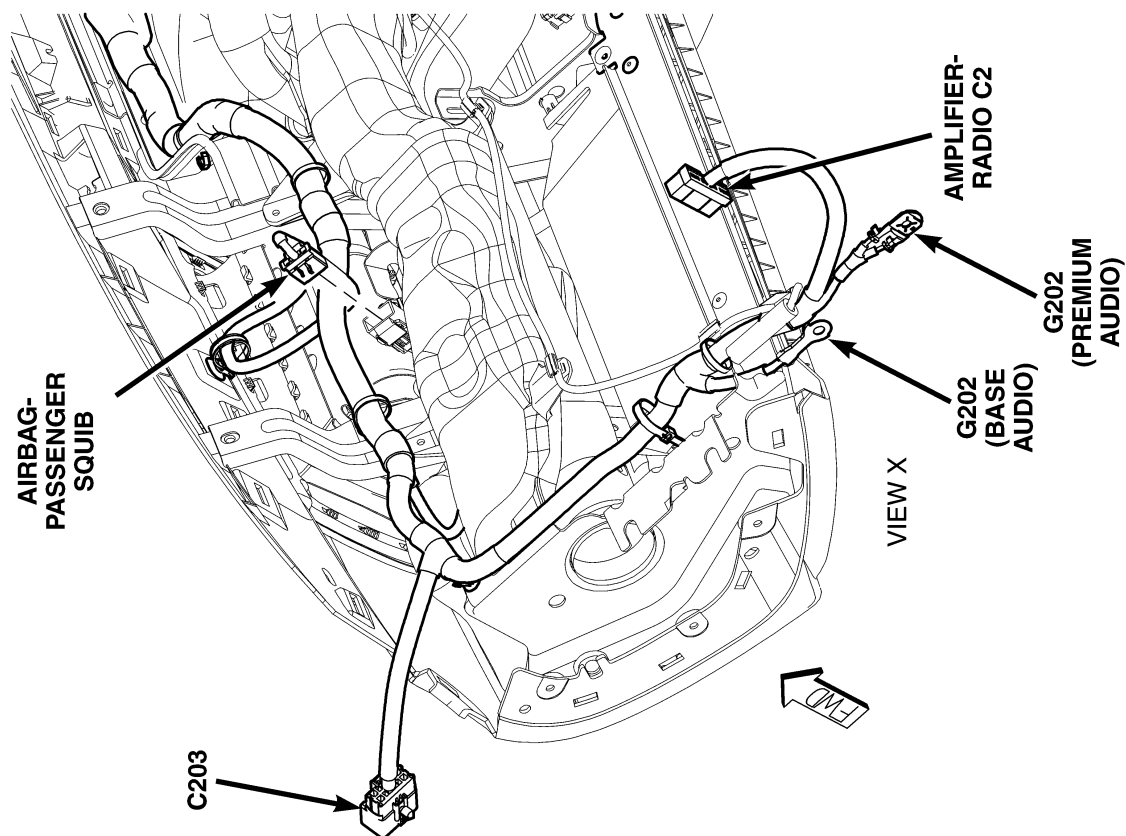
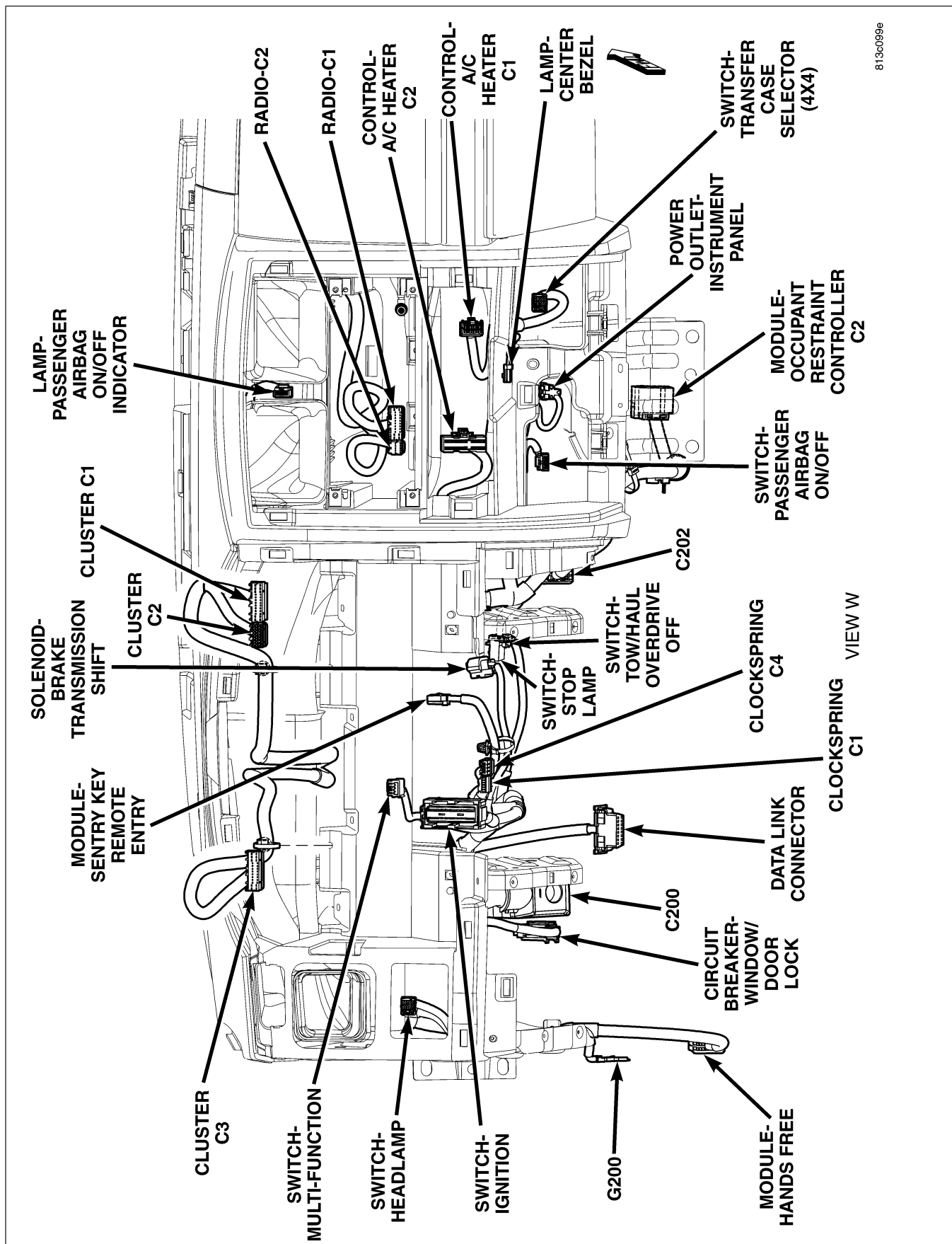


Fig. 21 RIGHT SIDE INSTRUMENT PANEL



813c099e

Fig. 22 LEFT FRONT INSTRUMENT PANEL

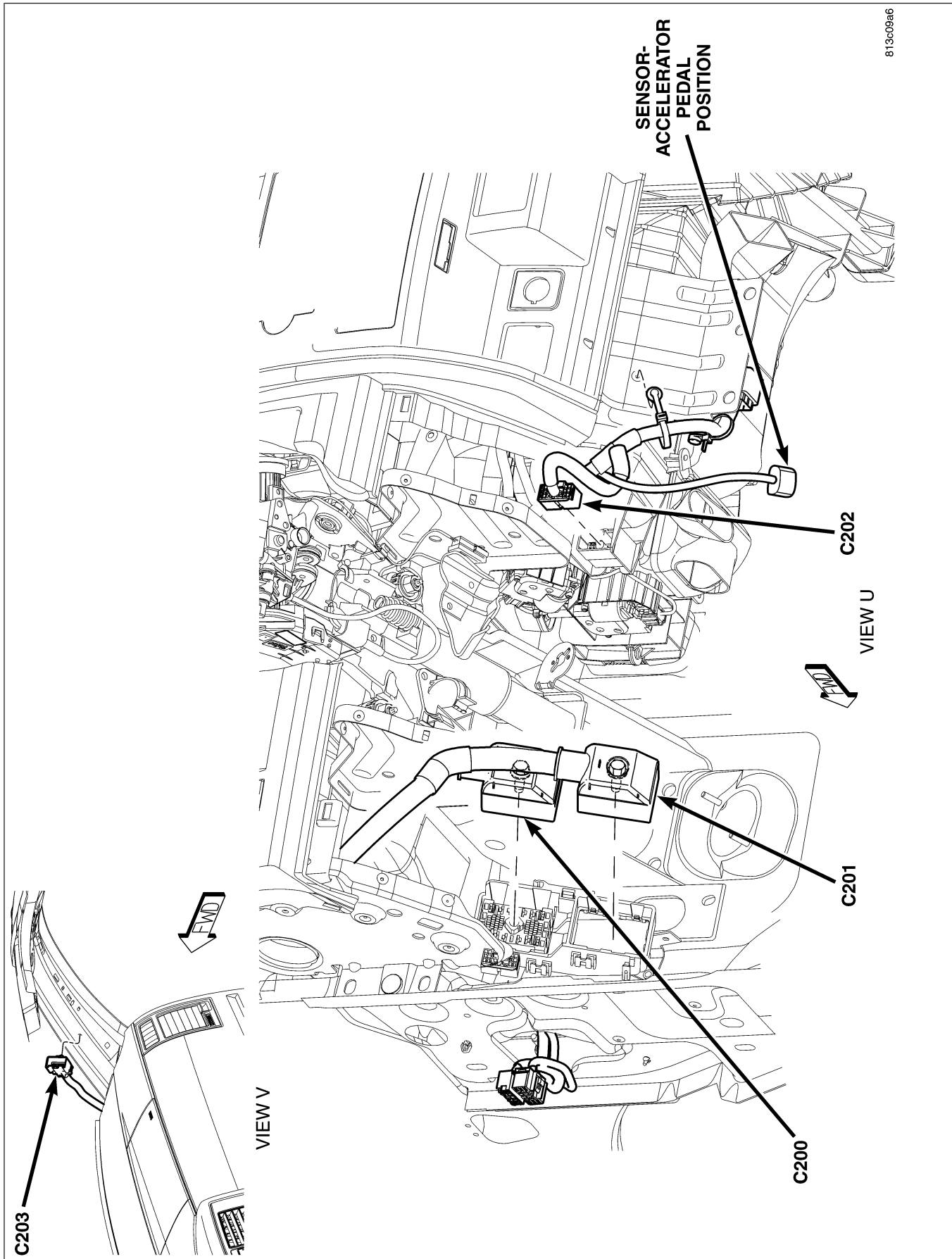
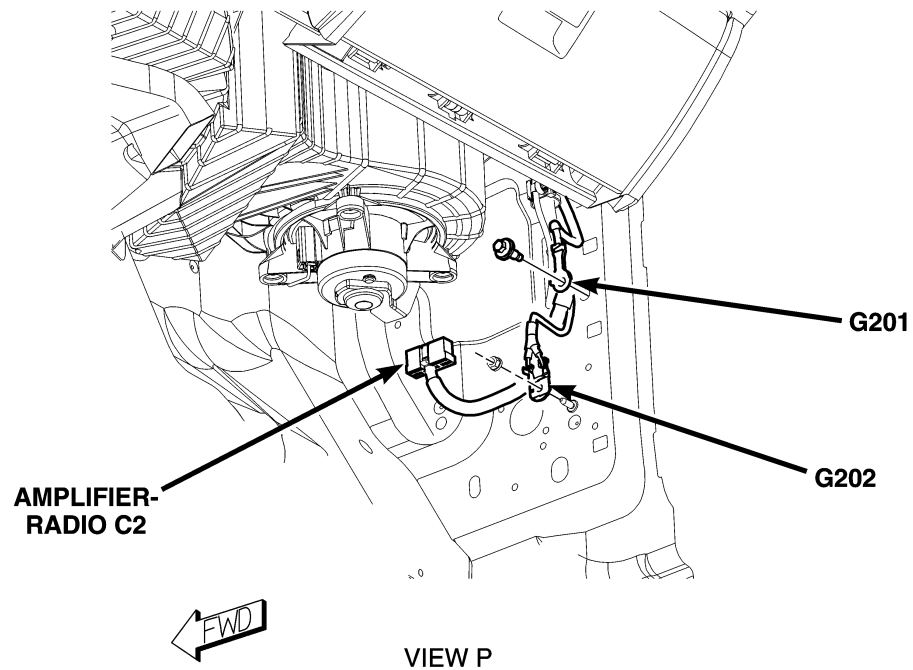
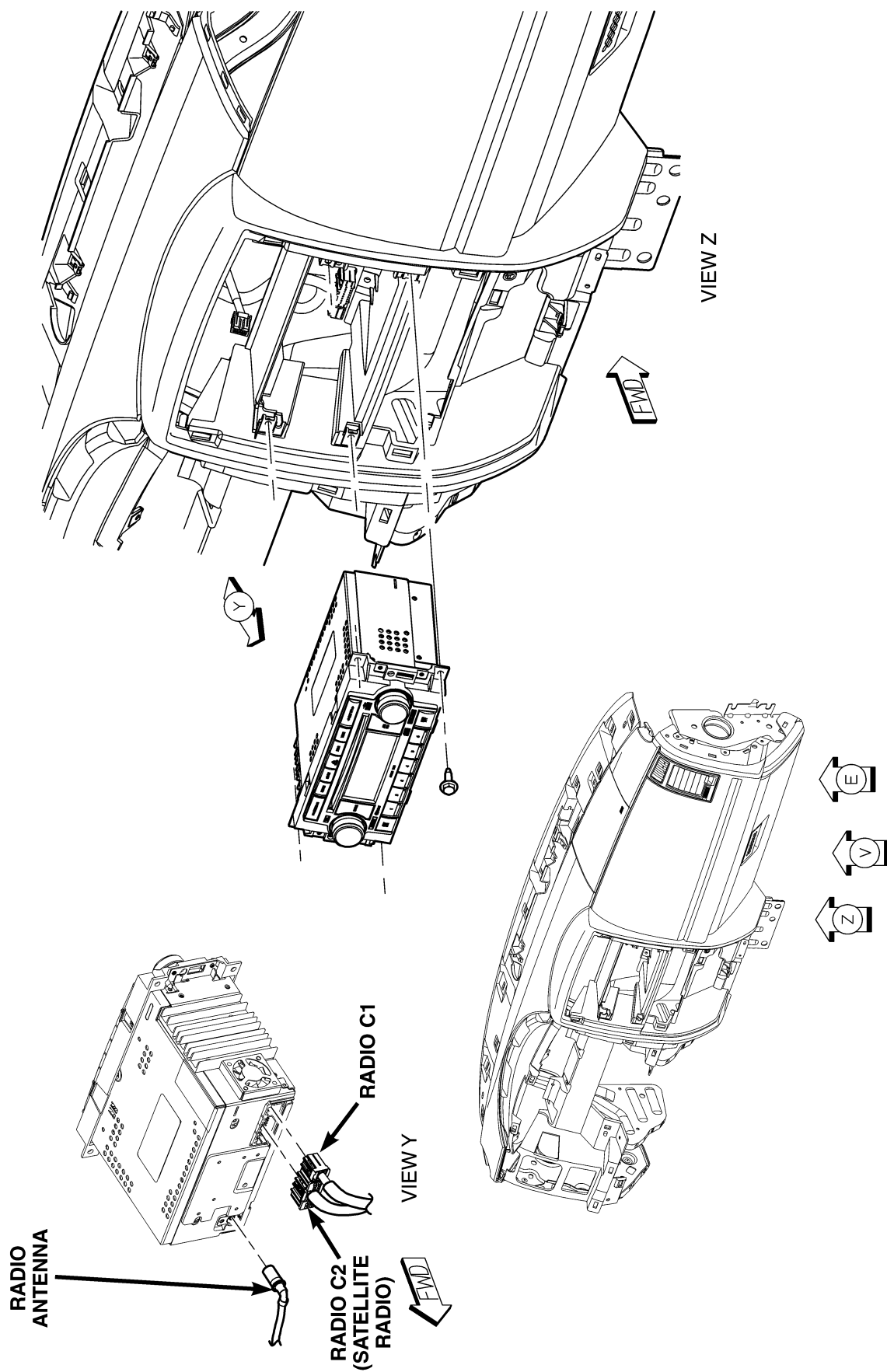


Fig. 23 LOWER LEFT INSTRUMENT PANEL



813c09aa

Fig. 24 LOWER RIGHT INSTRUMENT PANEL



813c09ae

Fig. 25 RADIO

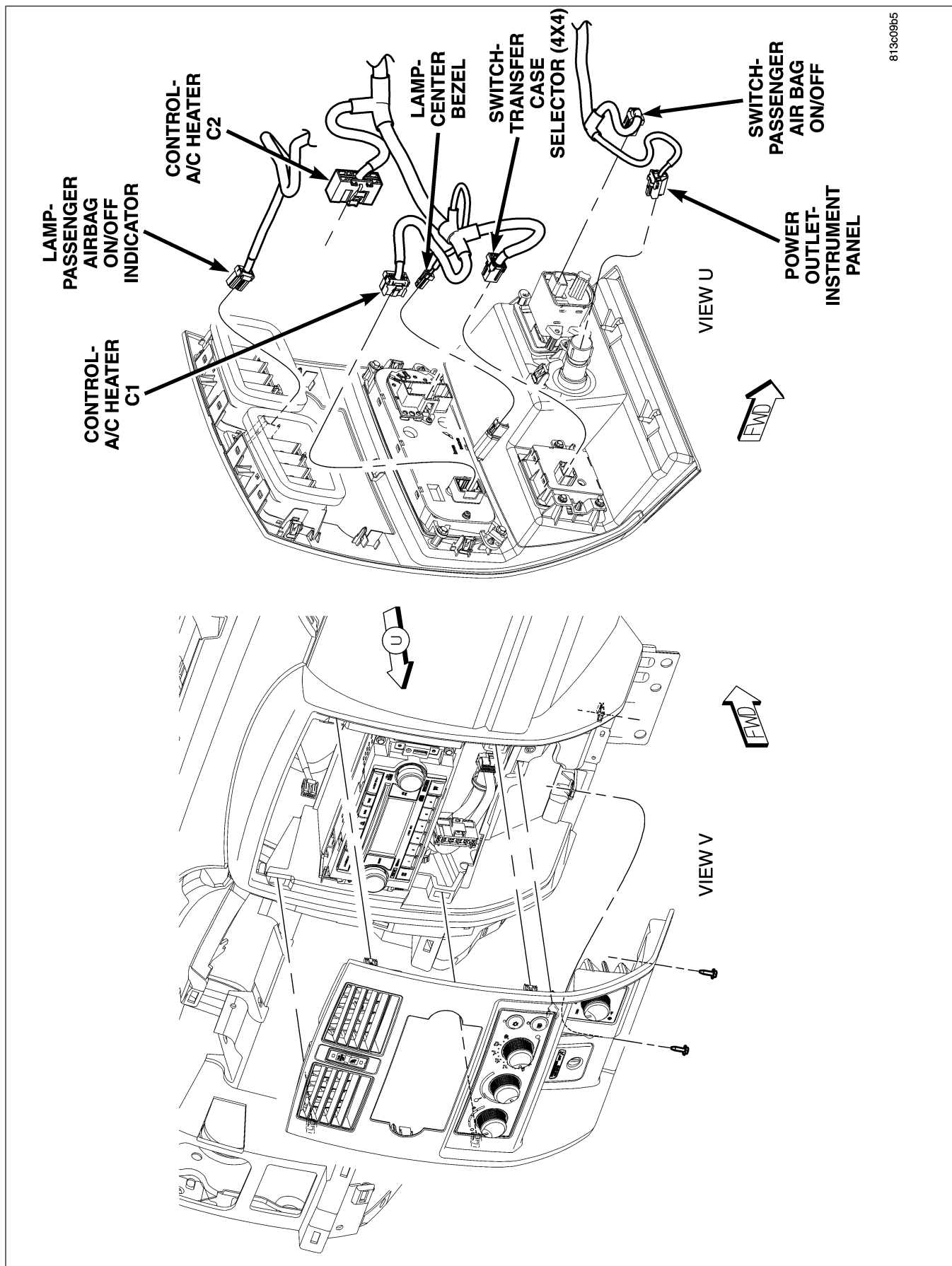


Fig. 26 CENTER STACK

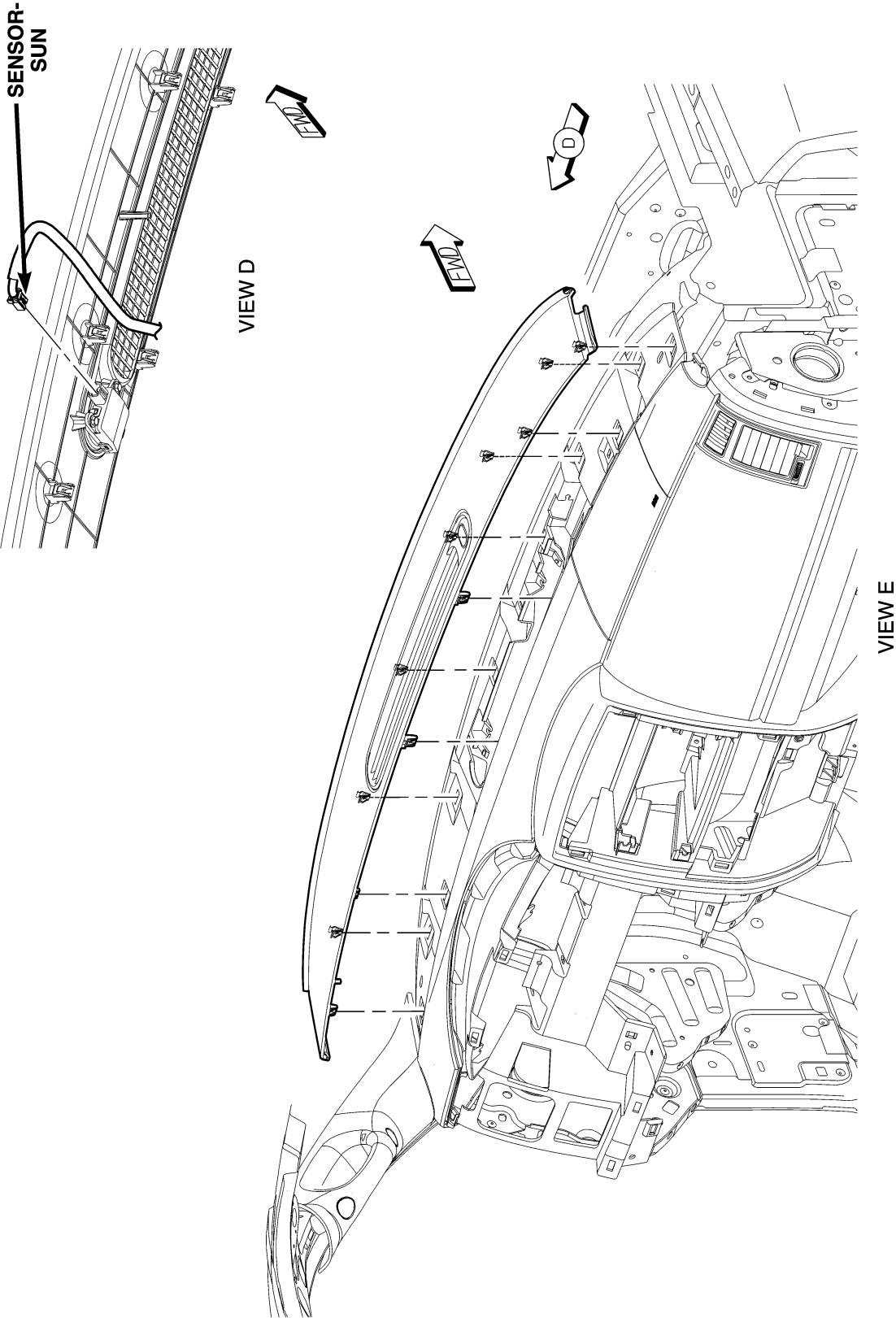
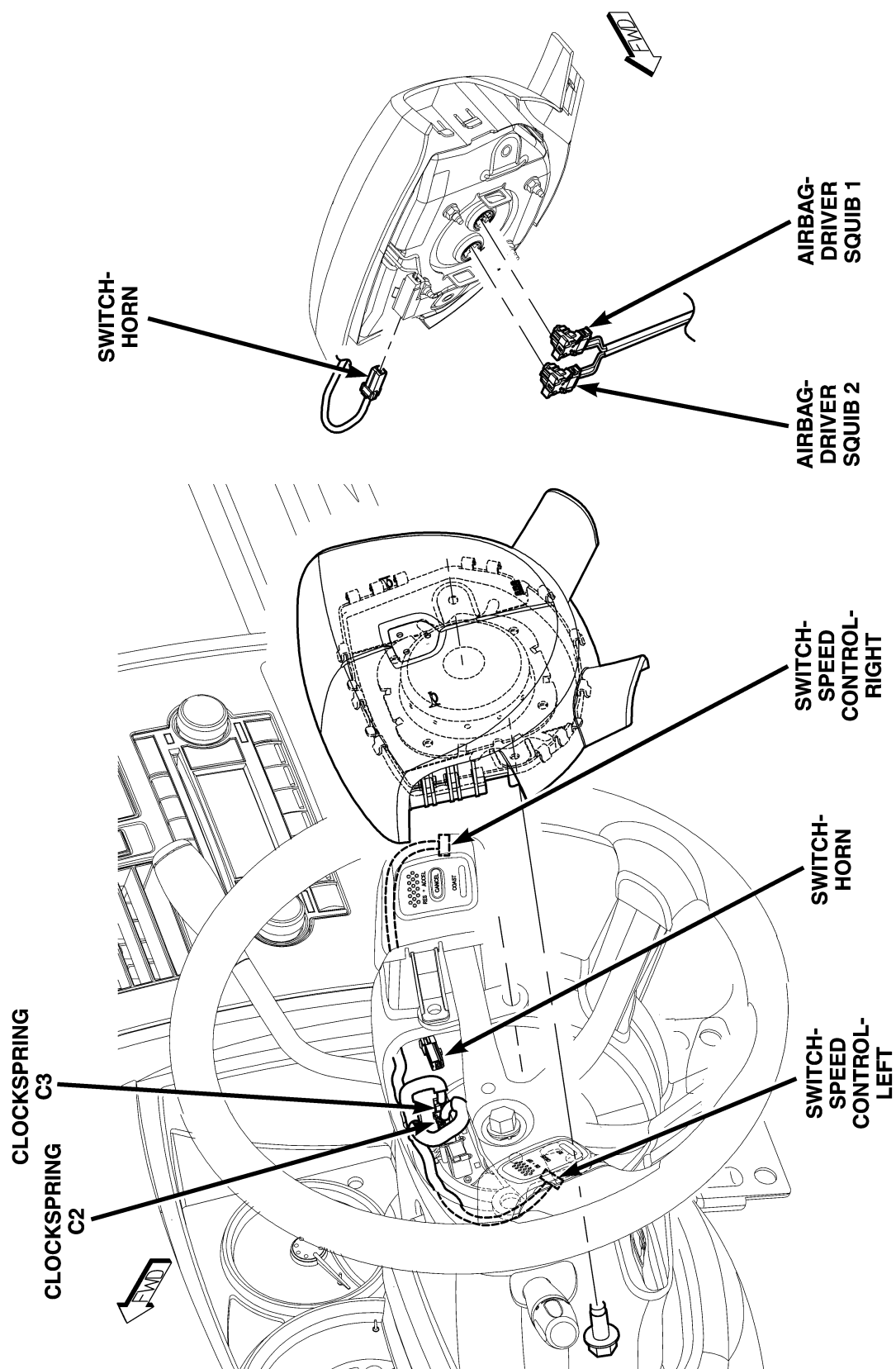


Fig. 27 TOP INSTRUMENT PANEL



813c09cc

Fig. 28 STEERING WHEEL

813c5460

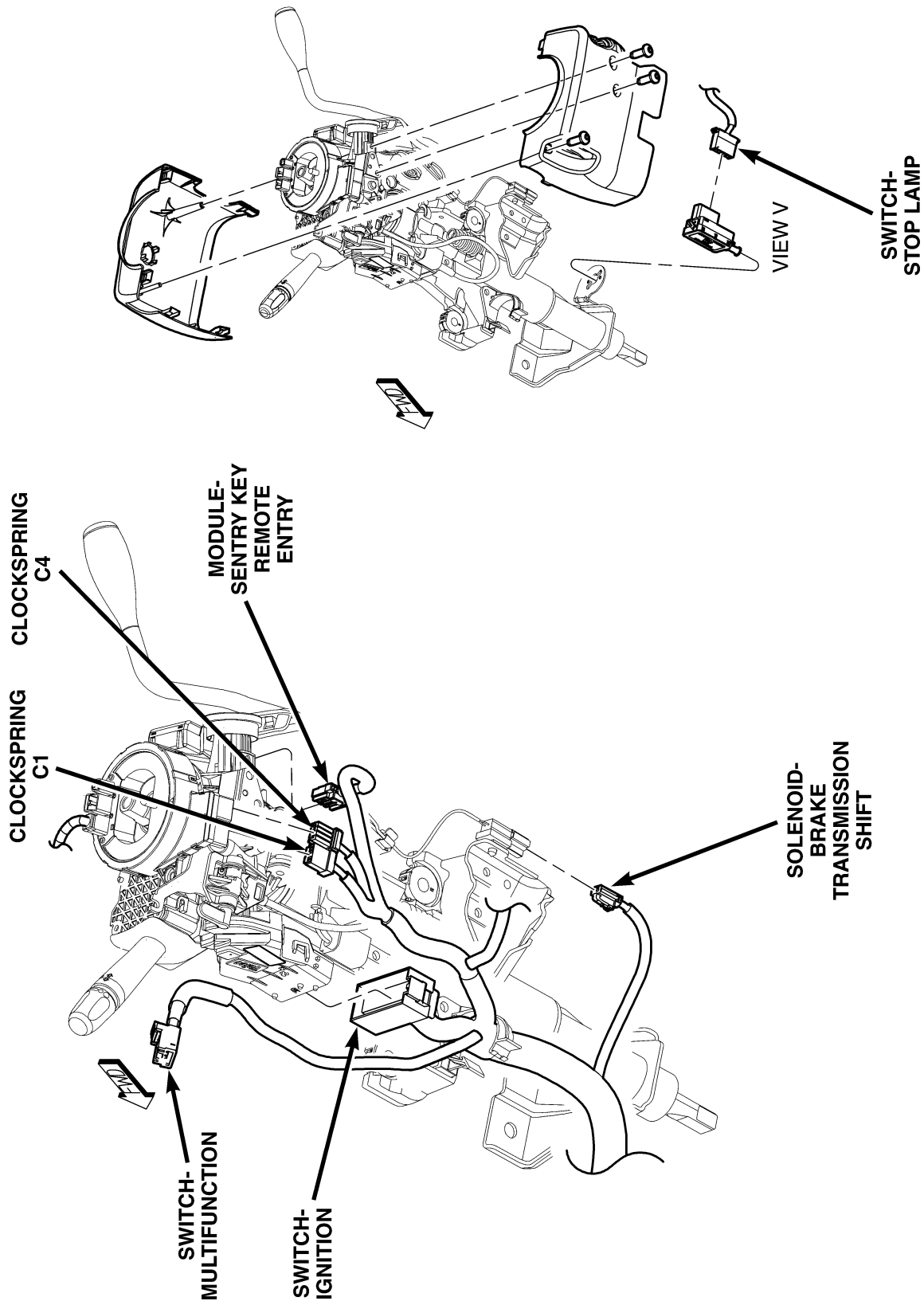
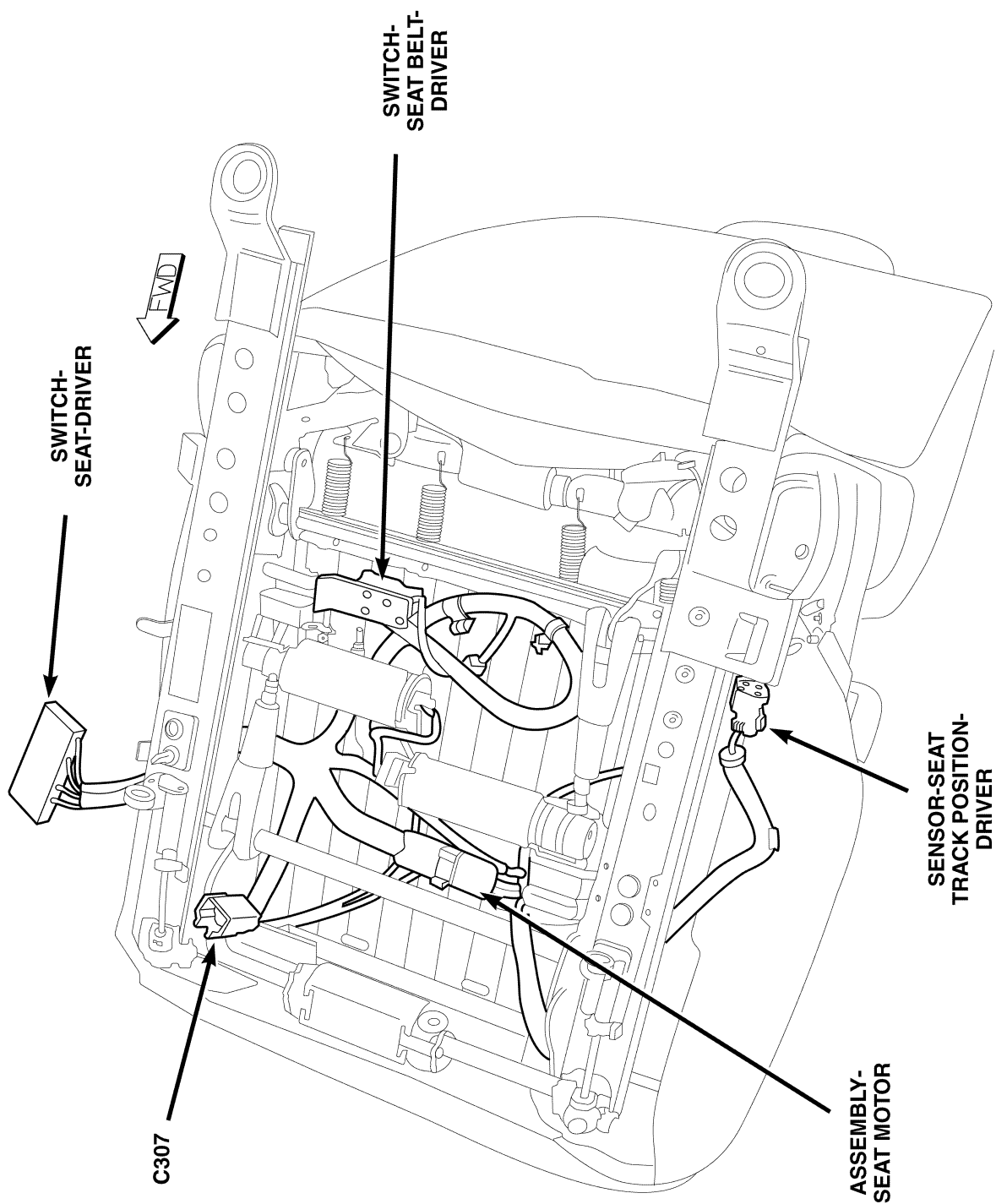


Fig. 29 STEERING COLUMN



813c663c

Fig. 30 DRIVER SEAT

813c5464

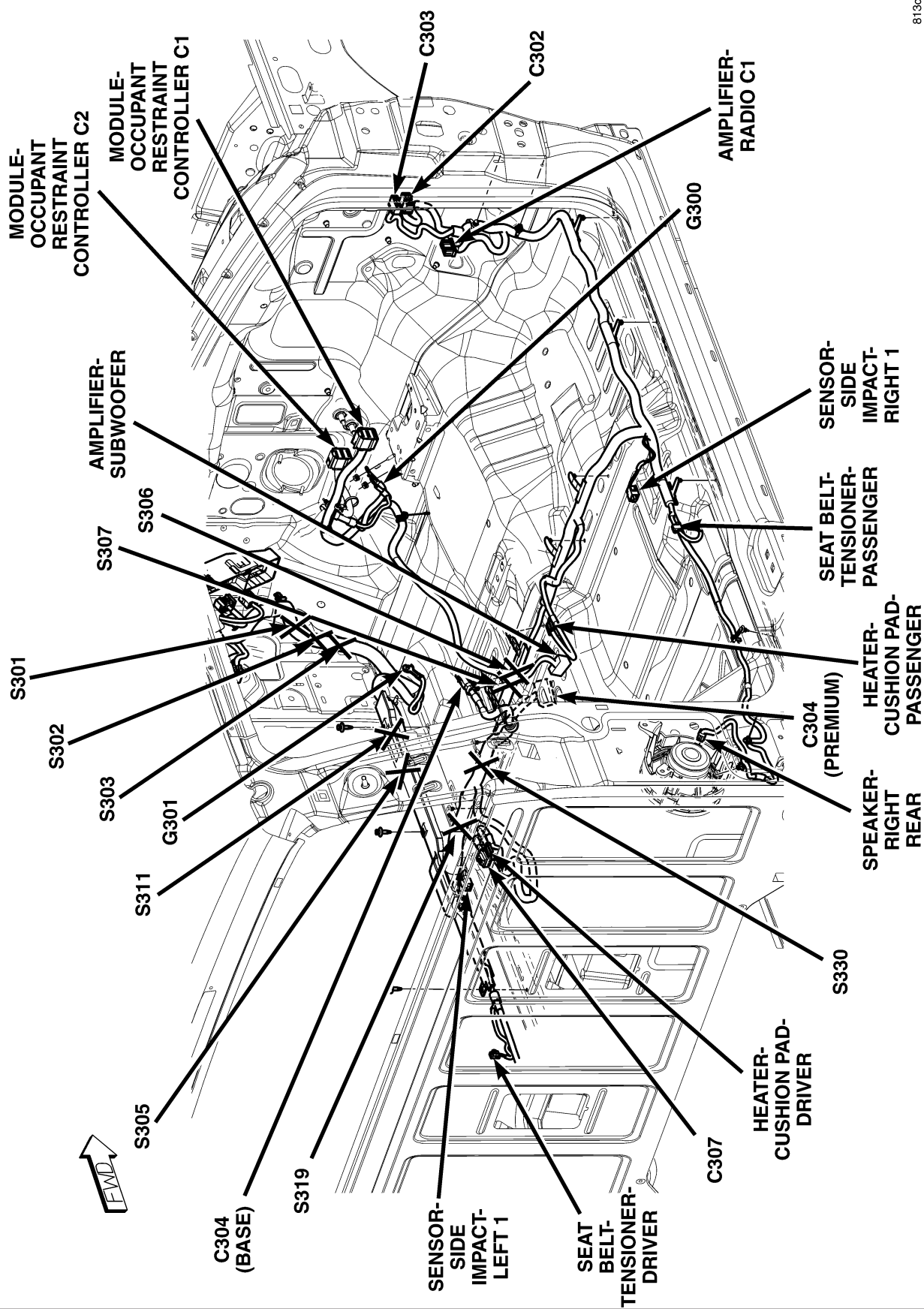


Fig. 31 BODY (CLUB CAB)

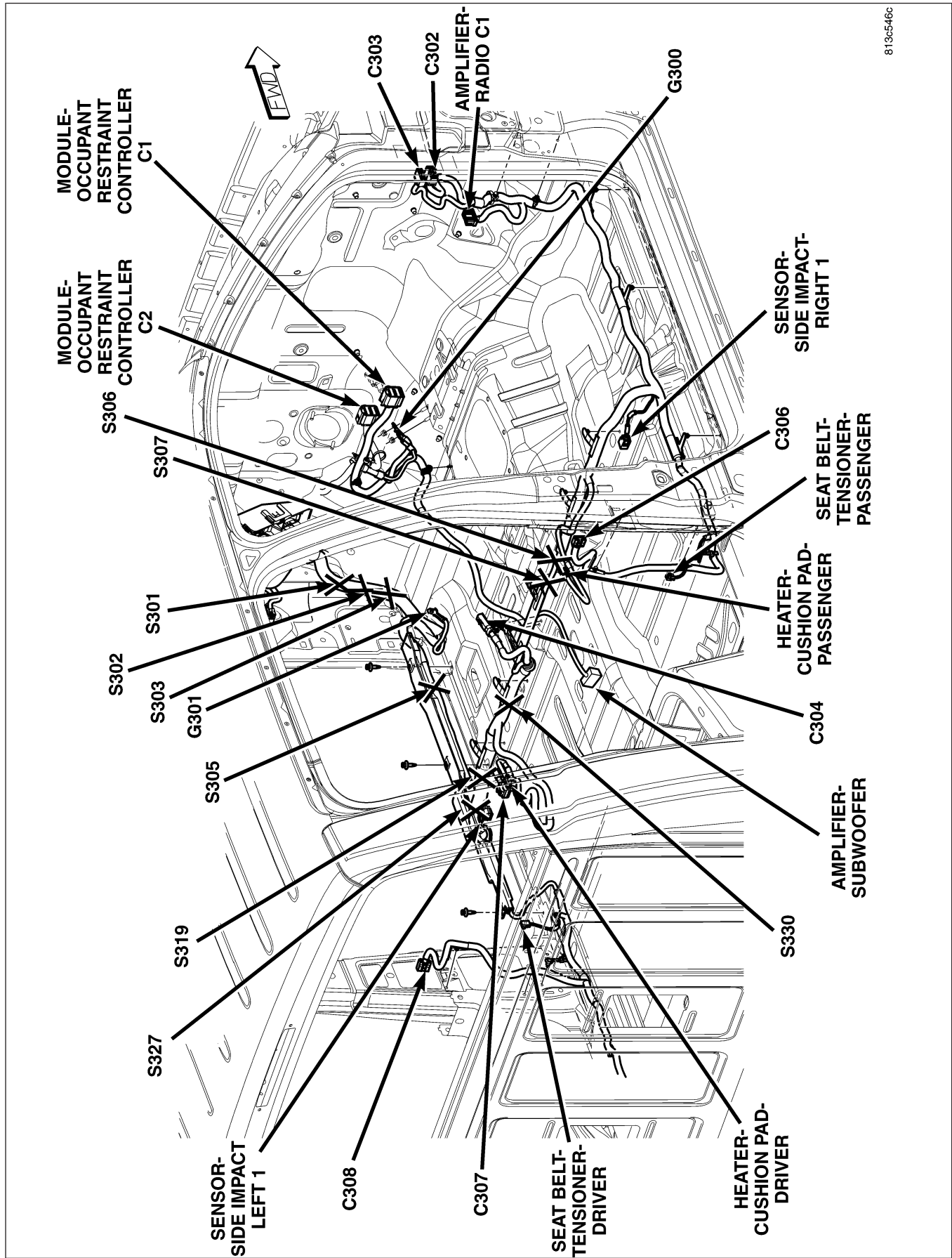


Fig. 32 BODY (QUAD CAB)

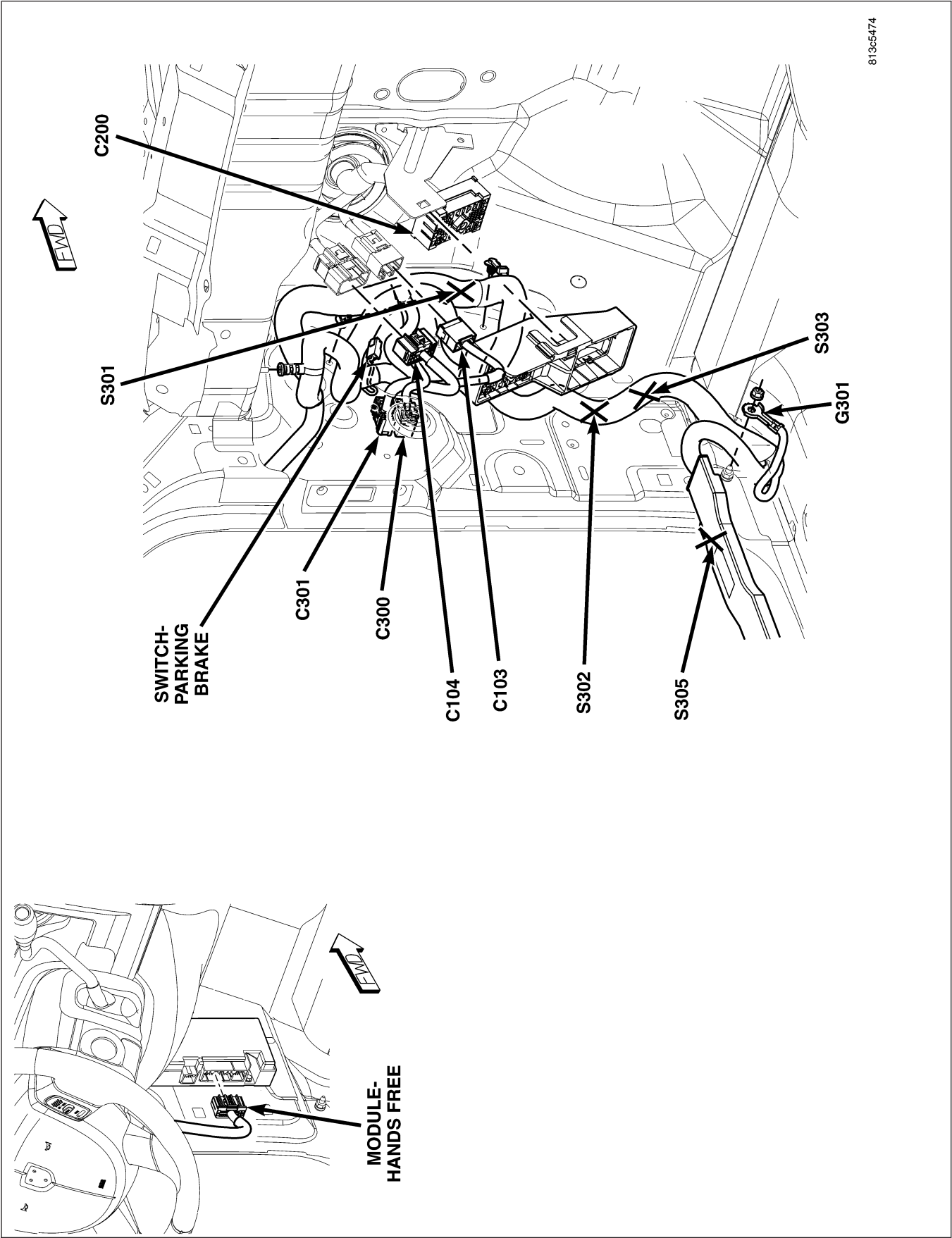


Fig. 33 LEFT KICK PANEL

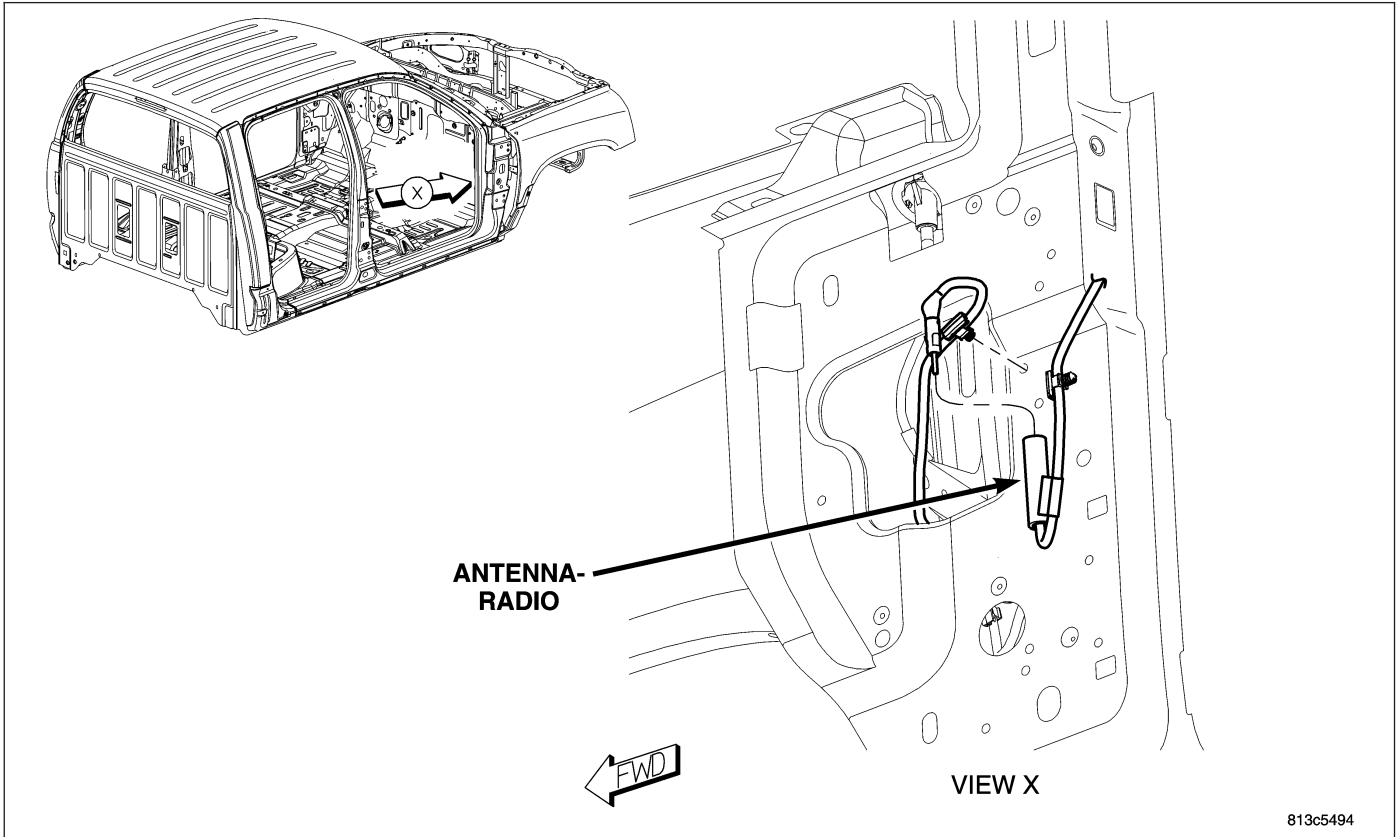


Fig. 34 RIGHT KICK PANEL

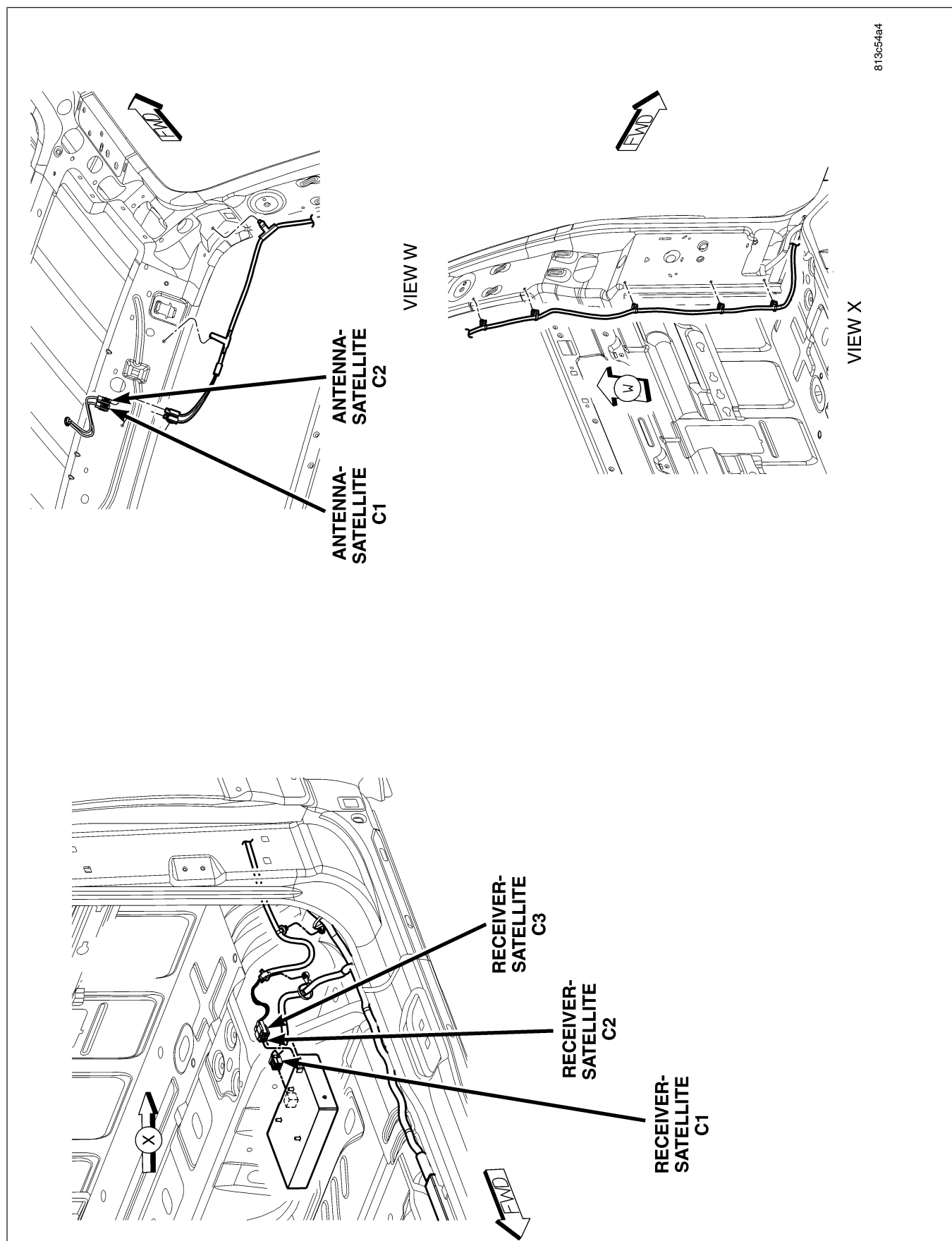


Fig. 35 REAR BODY (CLUB CAB)

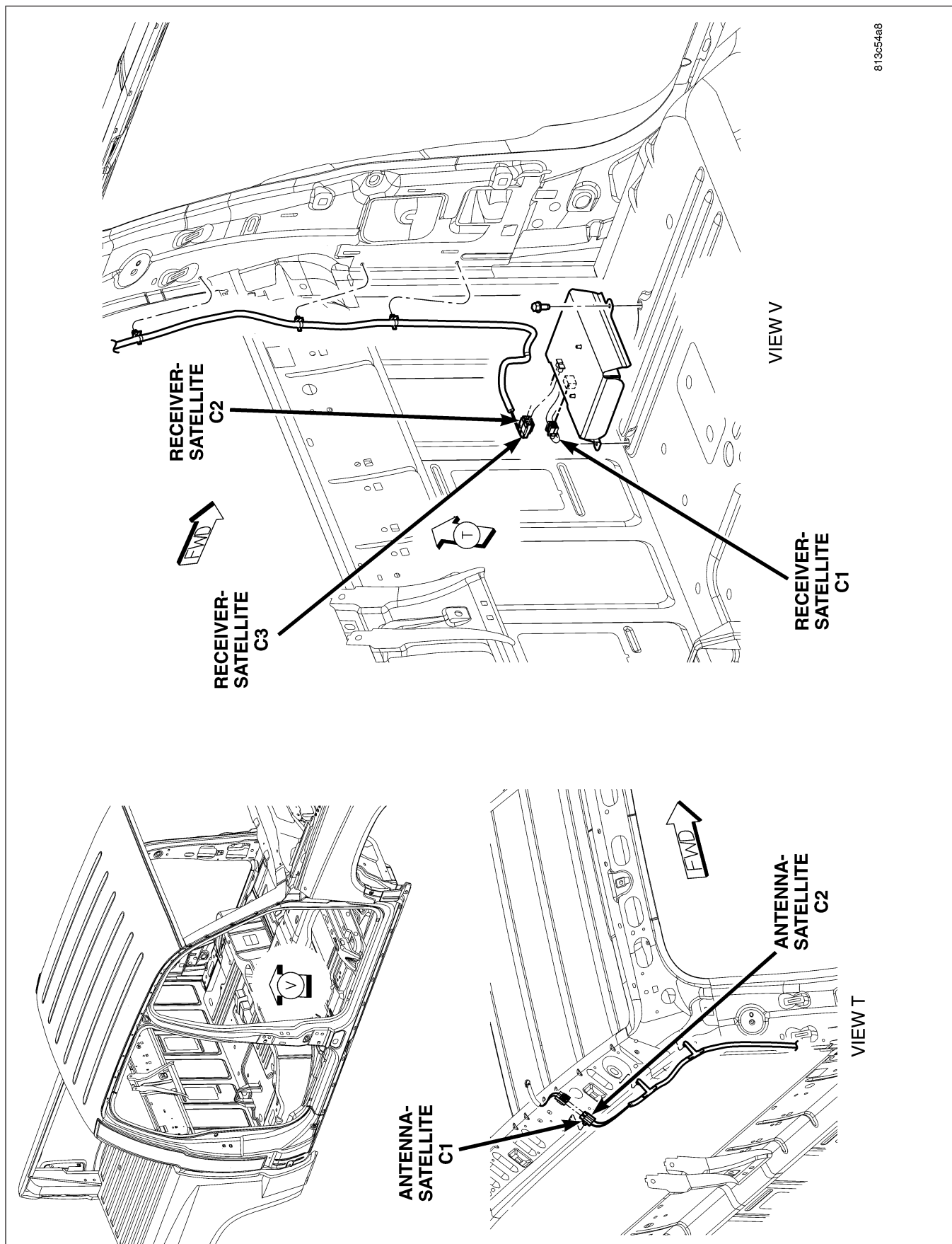
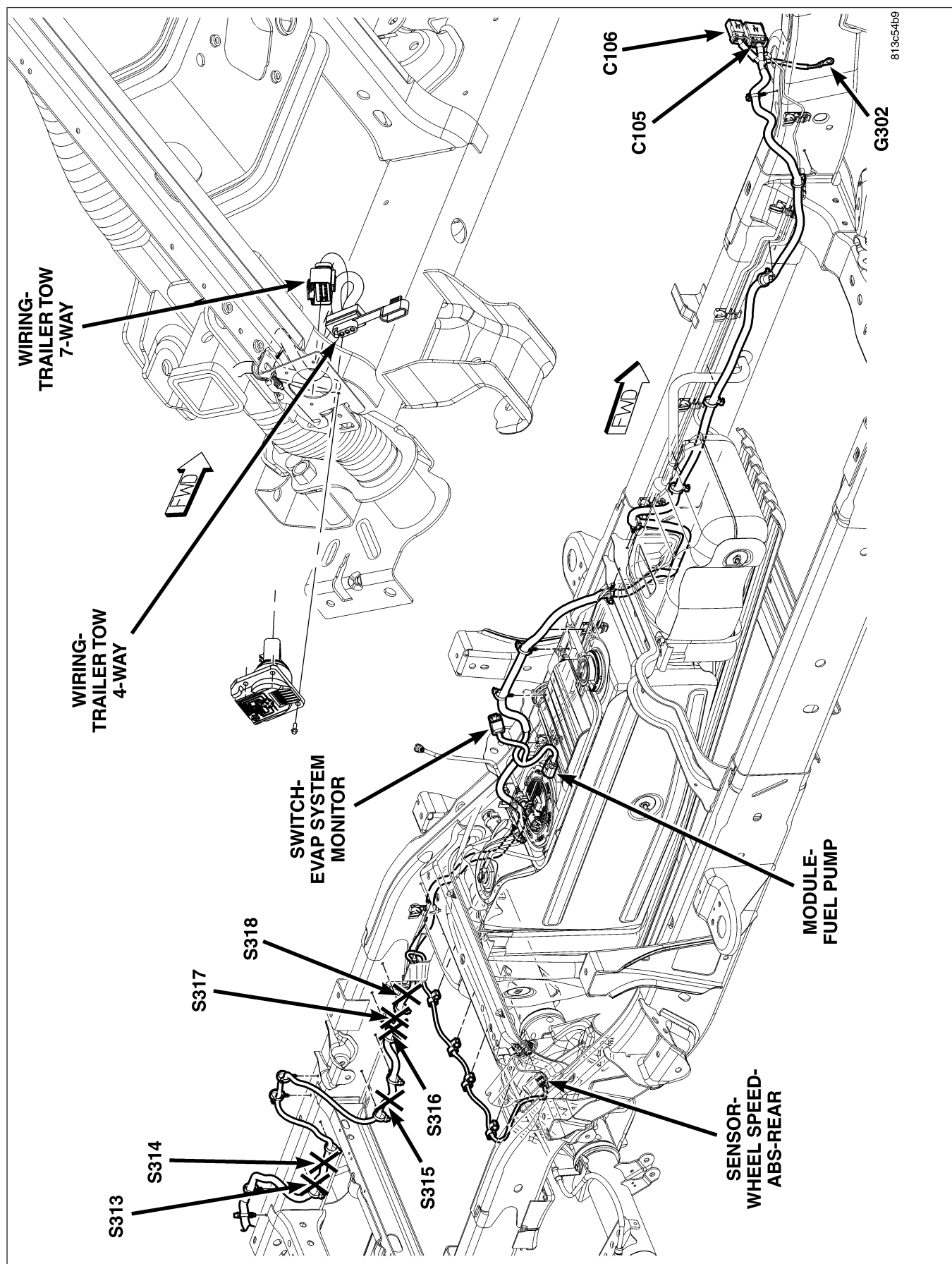
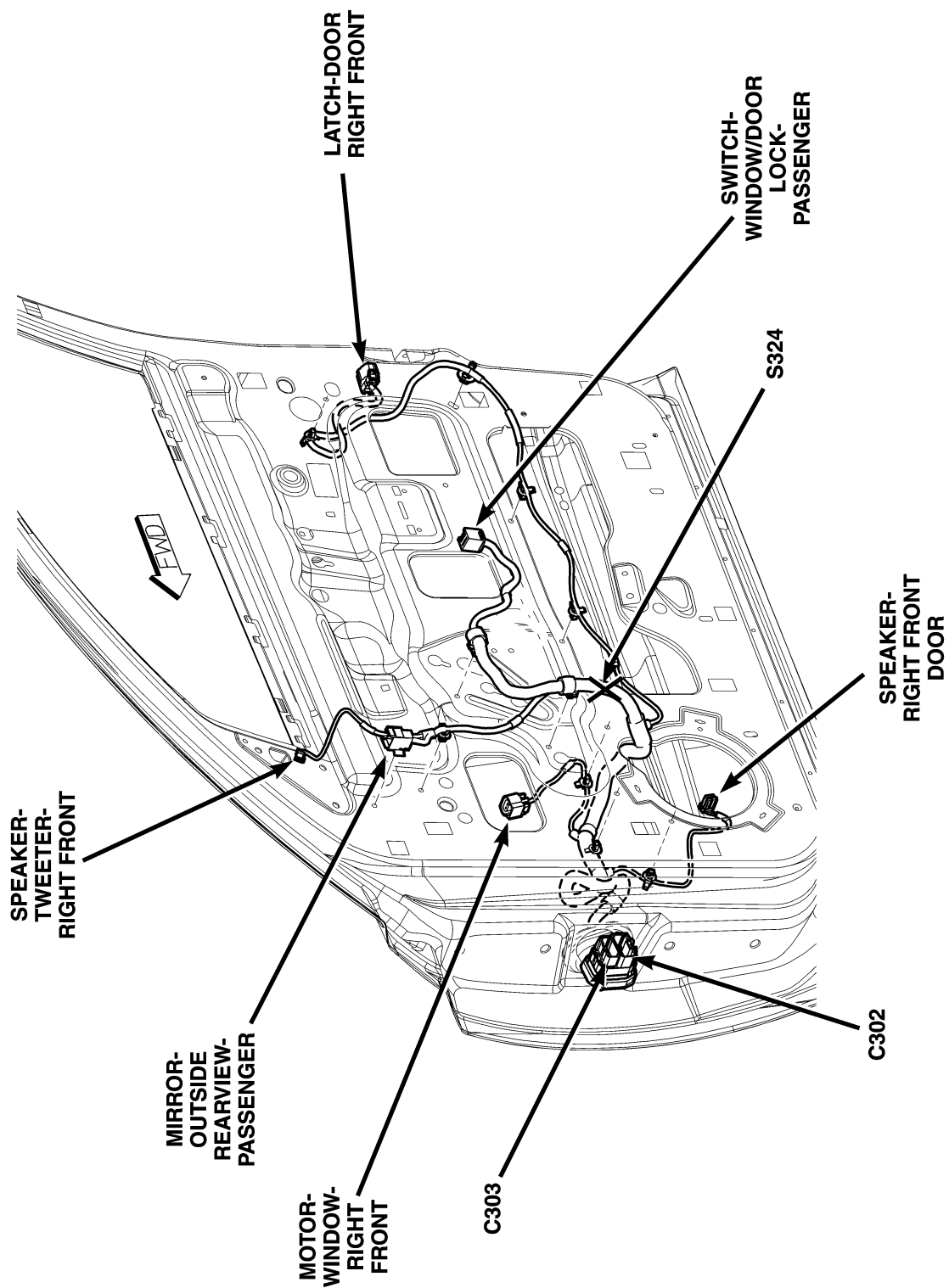


Fig. 36 LEFT REAR BODY (QUAD CAB)



813c54b9

Fig. 37 CHASSIS



813c54bd

Fig. 38 RIGHT FRONT DOOR

813c6394

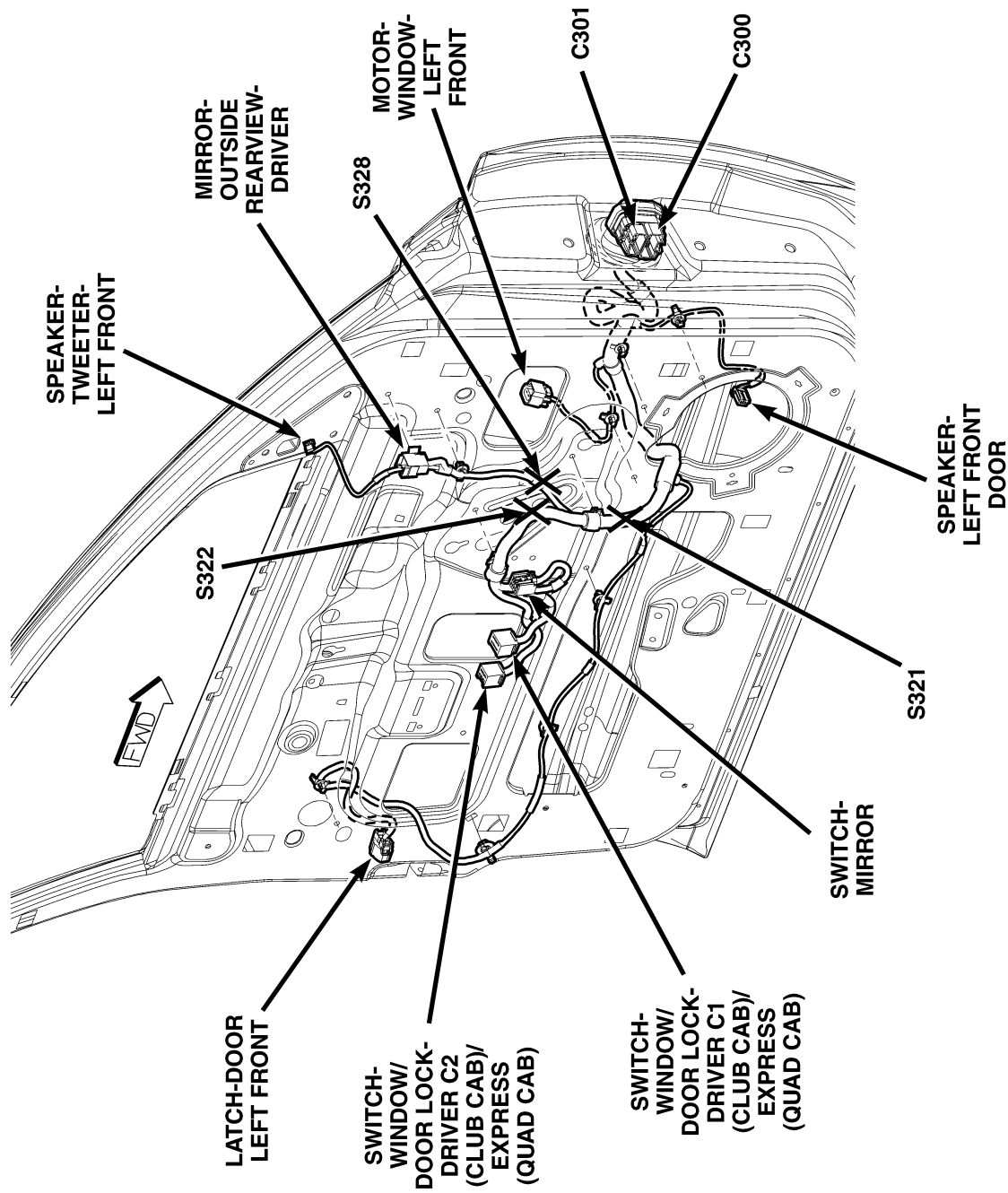
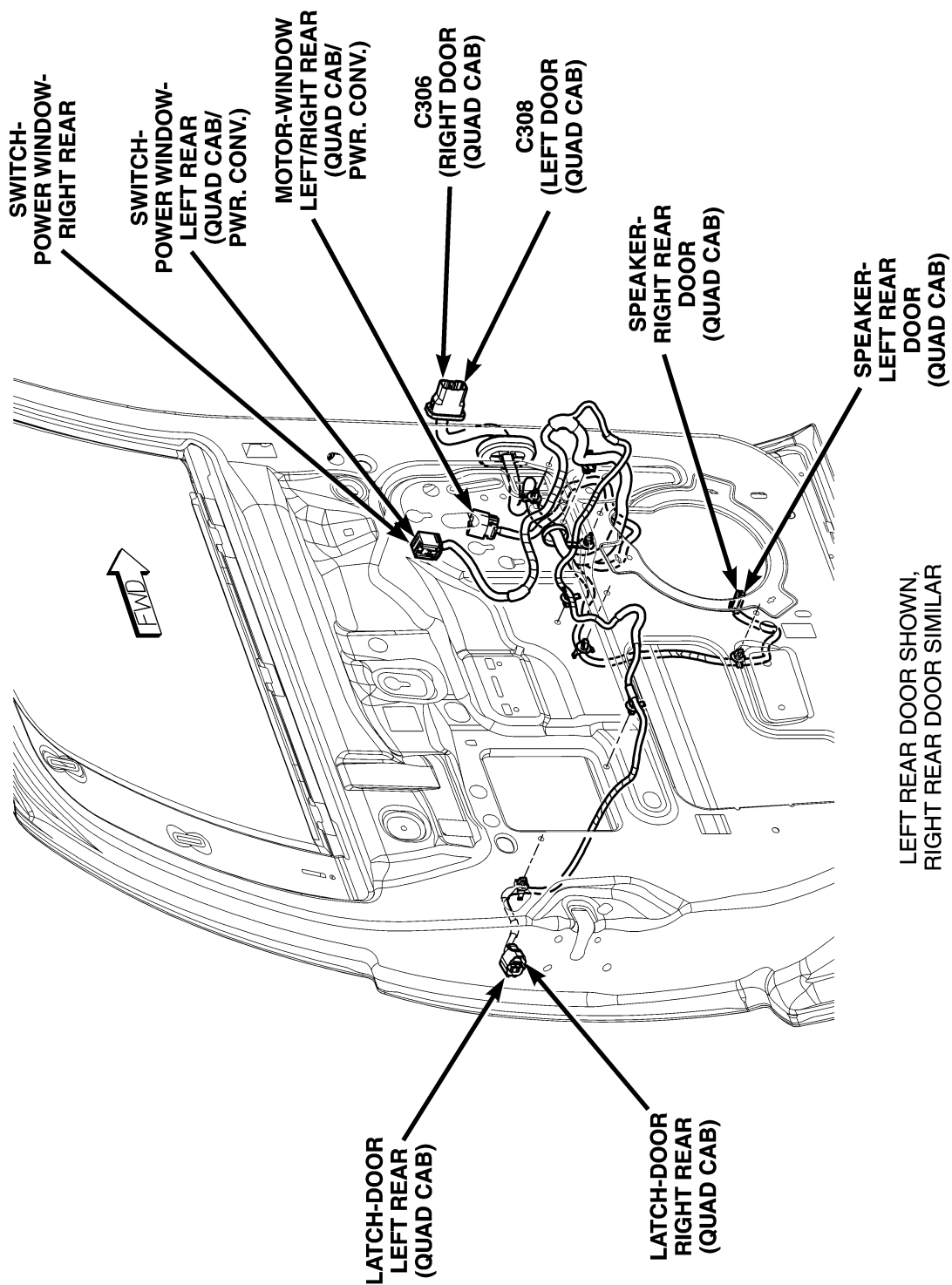


Fig. 39 LEFT FRONT DOOR



813c6c7d

Fig. 40 LEFT REAR DOOR (RIGHT SIMILAR)

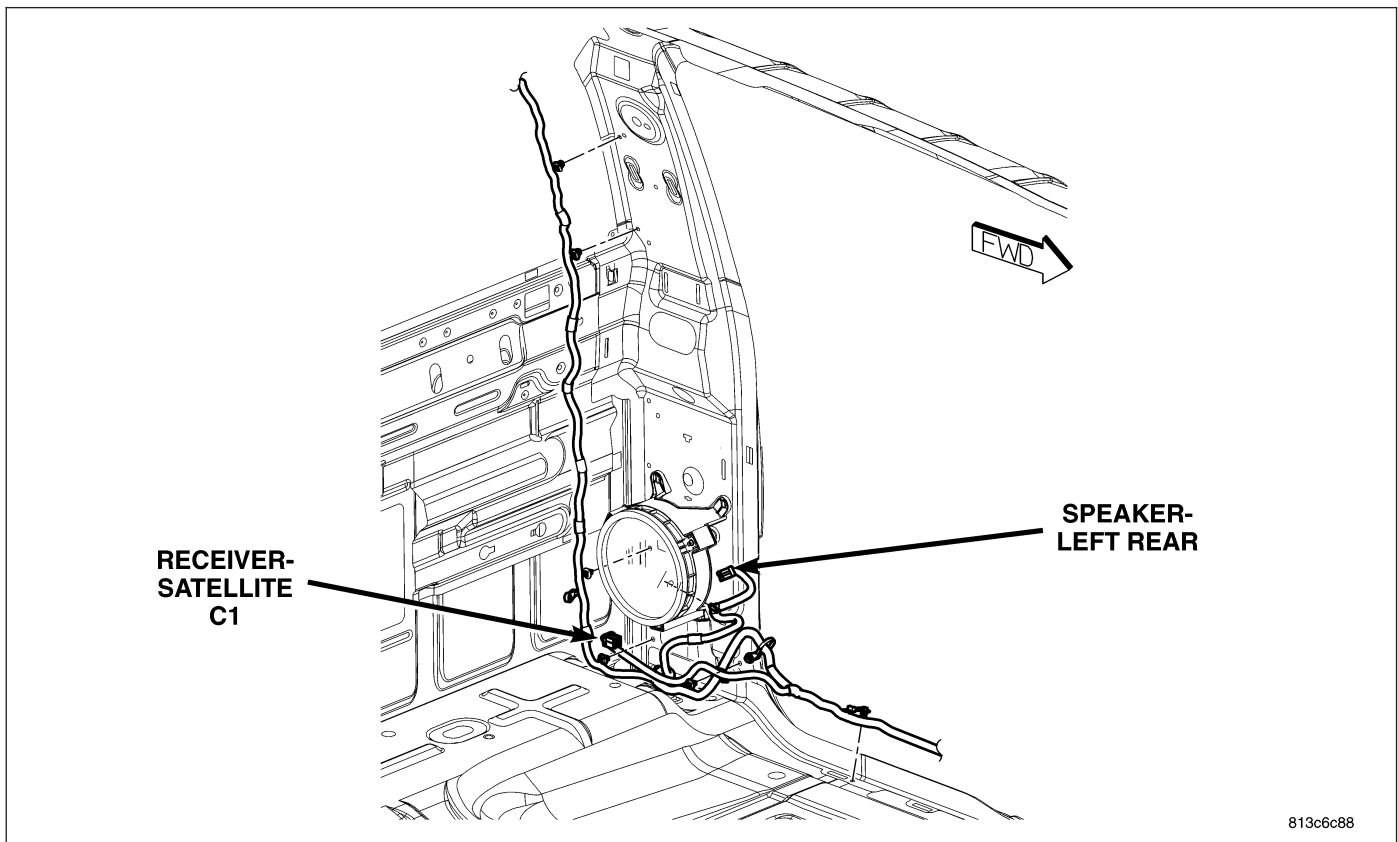


Fig. 41 LEFT REAR BODY (CLUB CAB)

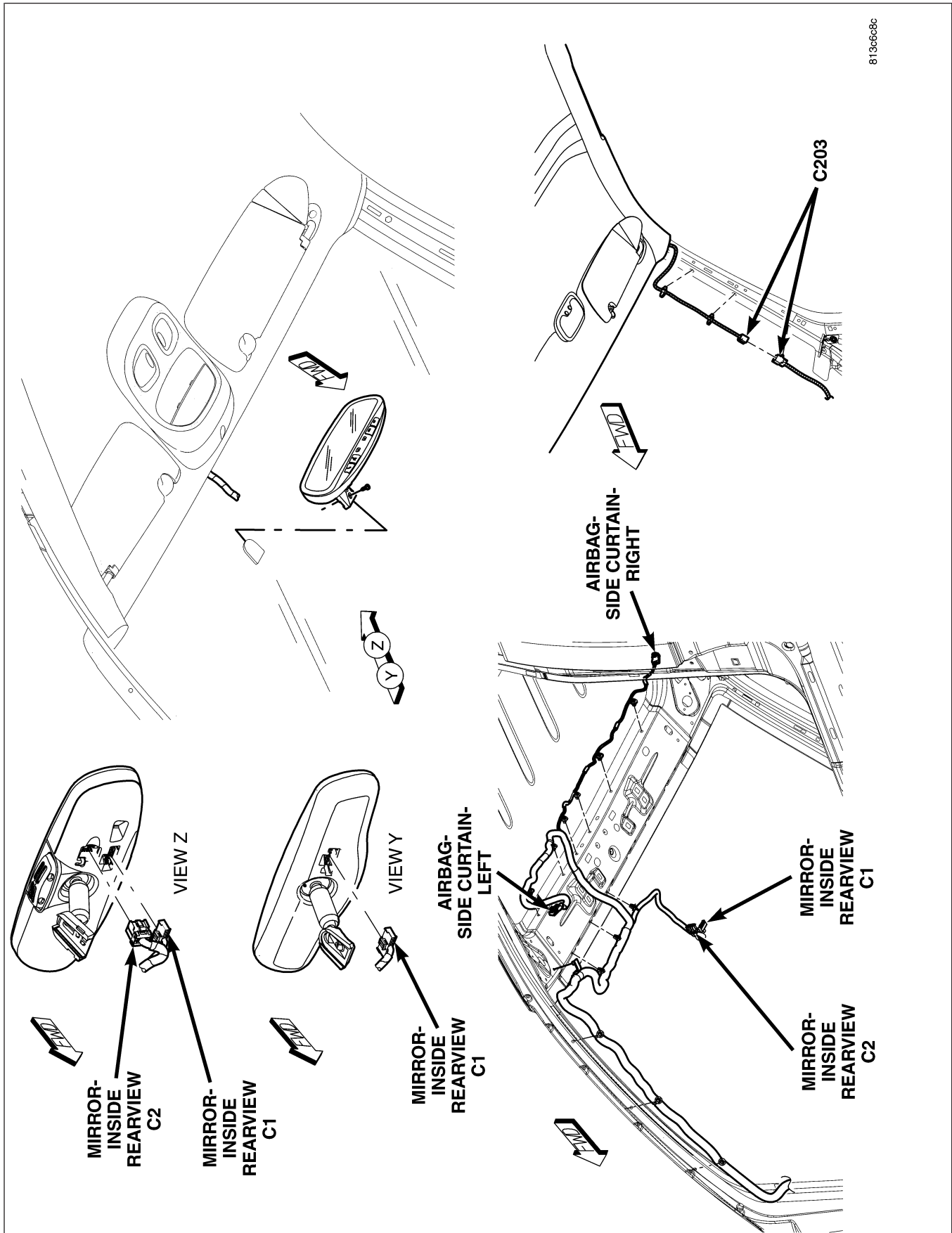
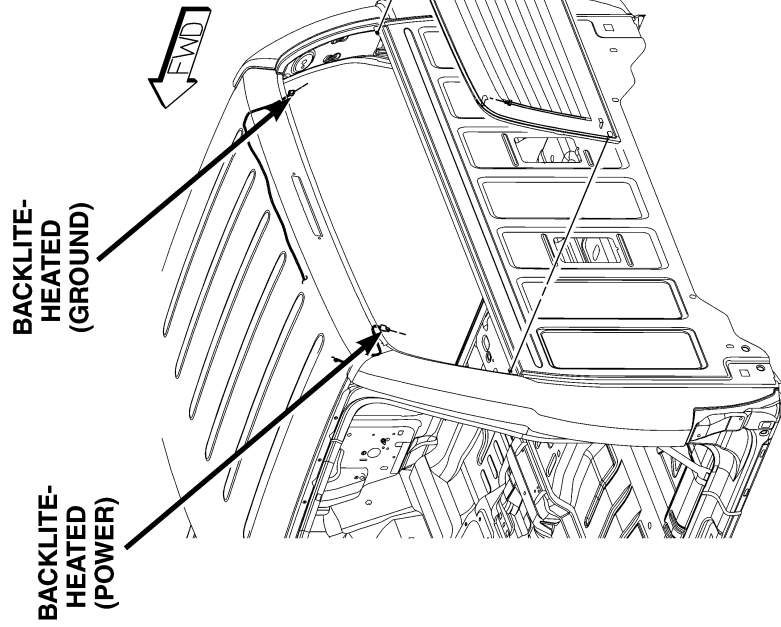
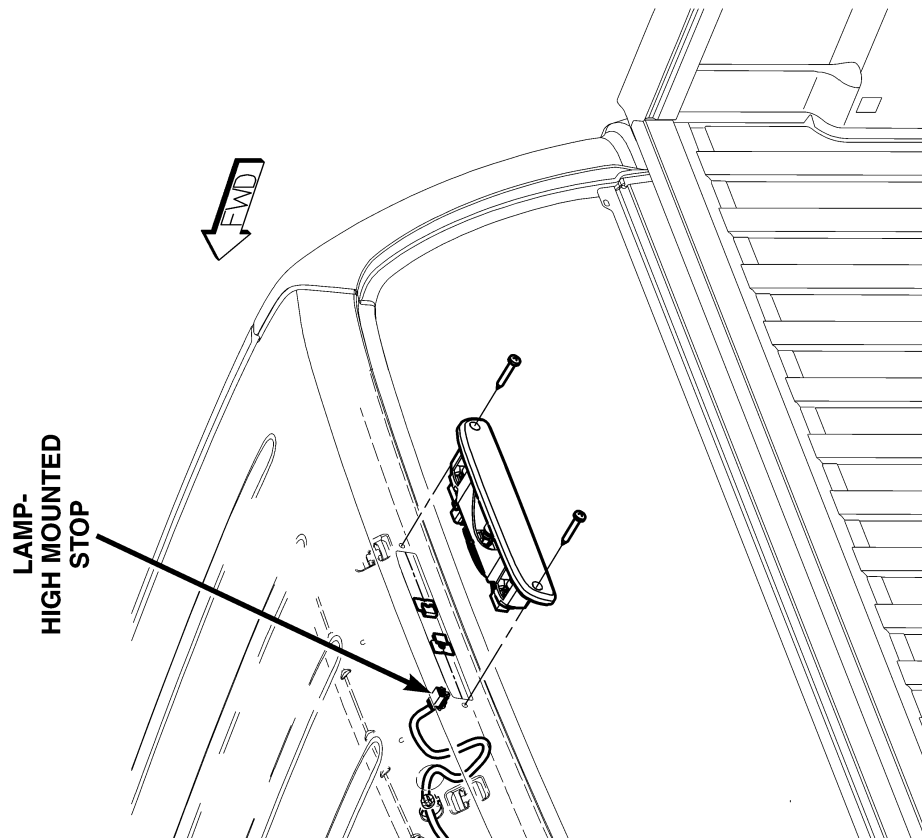
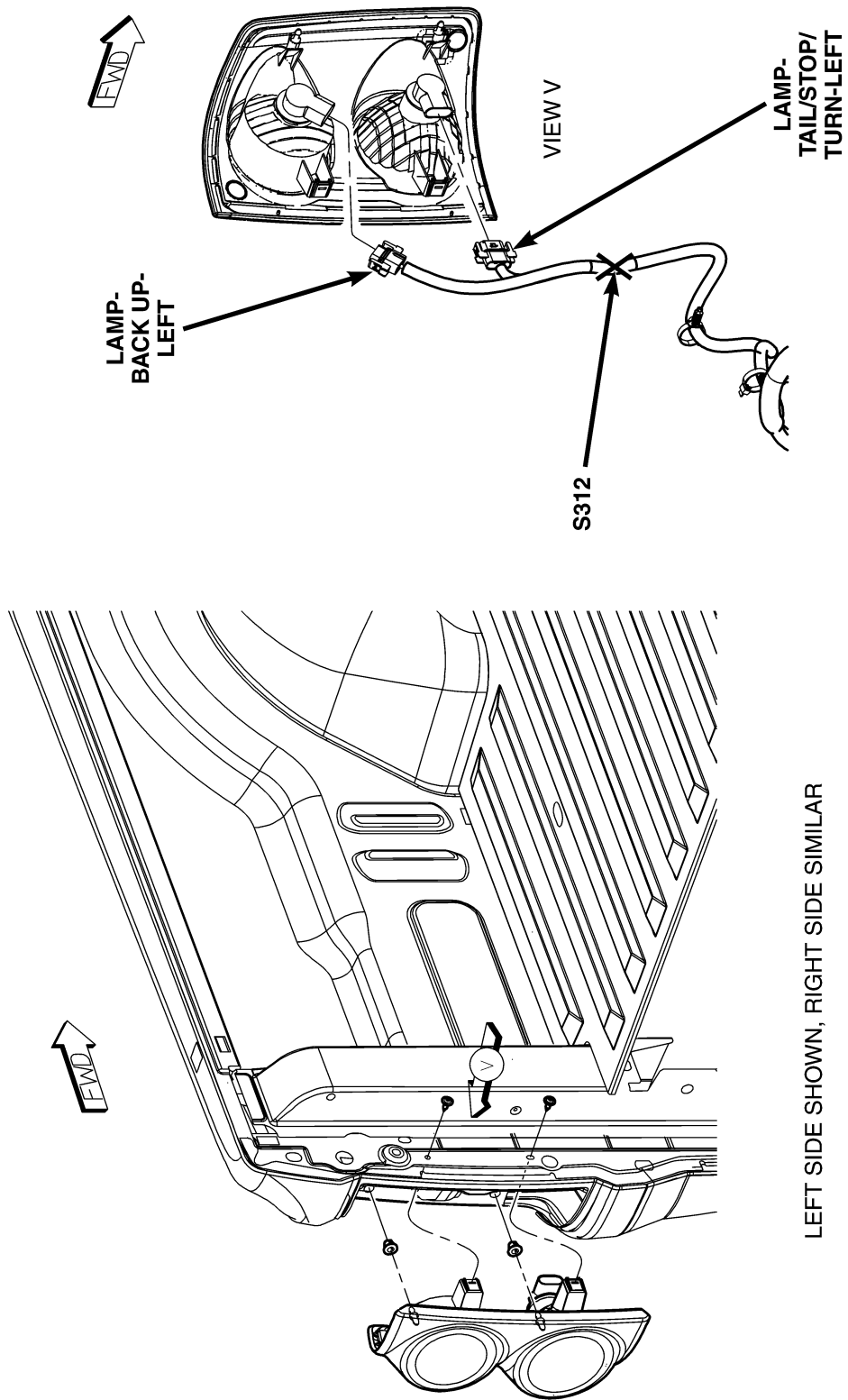


Fig. 42 A-PILLARS AND FRONT HEADLINER



8136690

Fig. 43 REAR CAB



81356594

Fig. 44 REAR LIGHTING