

DS ————— 8W-80 CONNECTOR PIN-OUTS ————— 8W-80-1

<u>Component</u>	<u>Page</u>	<u>Component</u>	<u>Page</u>
Actuator-Blend Door-Driver.....	8W-80-6	C233.....	8W-80-29
Actuator-Blend Door-Passenger (ATC).....	8W-80-6	C234.....	8W-80-29
Actuator-Mode Door 1(Panel to Floor).....	8W-80-6	C235.....	8W-80-30
Actuator-Mode Door 2 (Defrost to Floor).....	8W-80-6	C236.....	8W-80-30
Actuator-Recirculation Door.....	8W-80-7	C236.....	8W-80-31
Air Bag-Driver-Squib 1.....	8W-80-7	C237.....	8W-80-31
Air Bag-Driver-Squib 2.....	8W-80-7	C237.....	8W-80-32
Air Bag-Passenger-Squib 1.....	8W-80-7	C238(DVD).....	8W-80-32
Air Bag Passenger-Squib 2.....	8W-80-7	C238(DVD).....	8W-80-33
Air Bag-Side Curtain-Left.....	8W-80-7	C301(Quad Cab/Crew Cab).....	8W-80-34
Air Bag-Side Curtain-Right.....	8W-80-8	C304.....	8W-80-35
Amplifier-Radio C1 (Instrument Panel).....	8W-80-8	C305.....	8W-80-36
Amplifier-Radio C2 (Instrument Panel).....	8W-80-8	C306.....	8W-80-36
Antenna-Navigation (Component Side).....	8W-80-9	C306(Quad Cab/Crew Cab).....	8W-80-37
Antenna-Radio (Instrument Panel).....	8W-80-9	C311.....	8W-80-37
Antenna-Satellite Radio (Instrument Panel).....	8W-80-9	C311.....	8W-80-38
Antenna-Satellite Video 1.....	8W-80-9	C314(Except Vented Seats).....	8W-80-38
Antenna-Satellite Video 2.....	8W-80-10	C314(Except Vented Seats).....	8W-80-39
Assembly-ERG Valve (3.7L/4.7L).....	8W-80-10	C314(Vented Seats).....	8W-80-39
Assembly Line Pressure Sensor/Variable Force Solenoid (RLE).....	8W-80-10	C314(Vented Seats).....	8W-80-40
Assembly-Shift Lever (Floor Shift).....	8W-80-10	C320(Quad Cab/Crew Cab).....	8W-80-41
Assembly-Shift Motor/Mode Sensor (On Demand ETC).....	8W-80-11	C321.....	8W-80-42
Assembly-Shift Motor/Mode Sensor (Part Time ETC).....	8W-80-11	C322.....	8W-80-42
Assembly-Transmission Solenoid/Pressure Switch (RLE).....	8W-80-11	C322.....	8W-80-43
Assembly-Transmission Solenoid/TRS (RFE).....	8W-80-12	C341.....	8W-80-44
Backlite-Electric Heated (Ground).....	8W-80-12	C342.....	8W-80-45
Backlite-Electric Heated (Power).....	8W-80-12	C344(Quad Cab/Crew Cab).....	8W-80-46
Battery-Negative (Battery Negative).....	8W-80-12	C344(Standard Cab).....	8W-80-47
Battery-Positive (Battery Positive).....	8W-80-13	C345.....	8W-80-47
Bin-Storage-Left.....	8W-80-13	C345.....	8W-80-48
Bin-Storage-Right.....	8W-80-13	C349.....	8W-80-48
C100.....	8W-80-13	C350.....	8W-80-49
C101.....	8W-80-14	C351.....	8W-80-49
C102.....	8W-80-14	C351.....	8W-80-50
C103.....	8W-80-14	C354.....	8W-80-50
C111.....	8W-80-14	C354.....	8W-80-51
C111.....	8W-80-15	C355.....	8W-80-51
C120.....	8W-80-15	C355.....	8W-80-52
C120.....	8W-80-16	Camera-Rear Video.....	8W-80-52
C123.....	8W-80-16	Capacitor-Ignition (4.7L).....	8W-80-52
C123 (4x2).....	8W-80-17	Circuit Breakers.....	8W-80-52
C123 (4x4).....	8W-80-17	Cluster C1.....	8W-80-52
C123 (4x4).....	8W-80-18	Cluster C2.....	8W-80-53
C130.....	8W-80-19	Cluster C3.....	8W-80-53
C130.....	8W-80-20	Clutch A/C Compressor.....	8W-80-54
C138.....	8W-80-21	Coil-Ignition 1.....	8W-80-54
C140.....	8W-80-21	Coil-Ignition 2.....	8W-80-54
C140 (5.7L).....	8W-80-22	Coil-Ignition 3.....	8W-80-54
C160.....	8W-80-22	Coil-Ignition 4.....	8W-80-55
C200.....	8W-80-22	Coil-Ignition 5.....	8W-80-55
C200.....	8W-80-23	Coil-Ignition 6.....	8W-80-55
C203.....	8W-80-23	Coil-Ignition 7 (4.7L/5.7L).....	8W-80-55
C203.....	8W-80-24	Coil-Ignition 8 (4.7L/5.7L).....	8W-80-55
C206.....	8W-80-25	Control-A/C Heater C1.....	8W-80-56
C210.....	8W-80-26	Control-A/C Heater C2(MTC).....	8W-80-56
C210.....	8W-80-27	Data Link Connector.....	8W-80-57
C215.....	8W-80-28	Diagnostic Junction Block C1.....	8W-80-57
		Diagnostic Junction Block C2.....	8W-80-57
		Diagnostic Junction Block C3.....	8W-80-58
		Diagnostic Junction Block C4.....	8W-80-58
		Diagnostic Junction Block C5.....	8W-80-58

DS ————— 8W-80 CONNECTOR PIN-OUTS ————— 8W-80-2

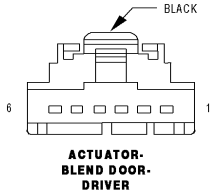
<u>Component</u>	<u>Page</u>	<u>Component</u>	<u>Page</u>
Diagnostic Junction Block C6.....	8W-80-58	Module-Door-Driver C1.....	8W-80-73
Display-Park Assist.....	8W-80-59	Module-Door-Driver C2.....	8W-80-73
Fan Radiator.....	8W-80-59	Module-Door-Driver C3.....	8W-80-73
Fuses (TIPM).....	8W-80-59	Module-Door-Driver C4.....	8W-80-74
Generator.....	8W-80-60	Module-Door-Driver C5.....	8W-80-74
Generator Eyelet.....	8W-80-61	Module-Door-Passenger C1.....	8W-80-74
Heater-Seat Back-Left.....	8W-80-61	Module-Door-Passenger C2 (Except Base).....	8W-80-75
Heater-Seat Back-Right.....	8W-80-61	Module-Door-Passenger C3.....	8W-80-75
Heater-Seat Cushion-Left.....	8W-80-61	Module-Door-Passenger C4.....	8W-80-75
Heater-Seat Cushion-Left(Rear).....	8W-80-61	Module-Door-Passenger C5.....	8W-80-75
Heater-Seat Cushion-Right.....	8W-80-61	Module-Drive Train Control C1.....	8W-80-76
Heater-Seat Cushion-Right(Rear).....	8W-80-62	Module-Drive Train Control C2.....	8W-80-76
Heater Steering Wheel.....	8W-80-62	Module-Fuel Pump.....	8W-80-77
Horn 1.....	8W-80-62	Module-Hands Free.....	8W-80-77
Horn 2.....	8W-80-62	Module-Heated Seats C1.....	8W-80-77
Injector-Fuel 1.....	8W-80-63	Module-Heated Seats C2.....	8W-80-78
Injector-Fuel 2.....	8W-80-63	Module-Heated Seats C3.....	8W-80-78
Injector-Fuel 3.....	8W-80-63	Module-Heated Seats C4.....	8W-80-78
Injector-Fuel 4.....	8W-80-63	Module-Heated Seats C5.....	8W-80-78
Injector-Fuel 5.....	8W-80-63	Module-Inverter.....	8W-80-79
Injector-Fuel 6.....	8W-80-63	Module-Occupant Restraint Controller C1.....	8W-80-79
Injector-Fuel 7 (4.7L/5.7L).....	8W-80-63	Module-Occupant Restraint Controller C2.....	8W-80-80
Injector-Fuel 8 (4.7L/5.7L).....	8W-80-64	Module-Park Assist C1.....	8W-80-81
Lamp-Assembly Tail-Left C1.....	8W-80-64	Module-Park Assist C2.....	8W-80-81
Lamp-Assembly Tail-Left C2.....	8W-80-64	Module-Powertrain Control C1.....	8W-80-82
Lamp-Assembly Tail-Right C1.....	8W-80-64	Module-Powertrain Control C2.....	8W-80-83
Lamp-Assembly Tail-Right C2.....	8W-80-64	Module-Powertrain Control C3.....	8W-80-84
Lamp-Center Bezel.....	8W-80-64	Module-Powertrain Control C4.....	8W-80-85
Lamp-Dome Rear.....	8W-80-65	Module-Satellite Video C1.....	8W-80-86
Lamp-Fog-Left Front.....	8W-80-65	Module-Satellite Video C2.....	8W-80-86
Lamp-Fog-Right Front.....	8W-80-65	Module-Satellite Video C3.....	8W-80-87
Lamp-Glove Box.....	8W-80-65	Module-Seat Memory C1.....	8W-80-87
Lamp-Headlamp-Left.....	8W-80-66	Module-Seat Memory C2.....	8W-80-87
Lamp-Headlamp-Right.....	8W-80-66	Module-Seat Memory C3.....	8W-80-87
Lamp-License-Left.....	8W-80-66	Module-Seat Memory C4.....	8W-80-88
Lamp-License-Right.....	8W-80-66	Module-Seat Memory C5.....	8W-80-88
Lamp-Park/Turn-Left Front.....	8W-80-66	Module-Steering Control C2.....	8W-80-88
Lamp-Park/Turn-Right Front.....	8W-80-66	Module-Steering Control C4.....	8W-80-89
Lamp-Reading-Front.....	8W-80-67	Module-Steering Control C5 (EVIC).....	8W-80-89
Lamp-Underhood.....	8W-80-67	Module-Steering Control C8.....	8W-80-89
Lamp-Vanity-Left.....	8W-80-67	Module-Totally Integrated Power C1.....	8W-80-89
Lamp-Vanity-Right.....	8W-80-67	Module-Totally Integrated Power C2.....	8W-80-91
Latch-Door-Driver.....	8W-80-67	Module-Totally Integrated Power C3.....	8W-80-92
Latch-Door-Left Rear.....	8W-80-67	Module-Totally Integrated Power C4.....	8W-80-92
Latch-Door-Passenger.....	8W-80-68	Module-Totally Integrated Power C5.....	8W-80-93
Latch-Door-Right Rear.....	8W-80-68	Module-Totally Integrated Power C6.....	8W-80-94
Lighter Cigar.....	8W-80-68	Module-Totally Integrated Power C7.....	8W-80-95
Mirror-Inside Rearview C1 (Except Base).....	8W-80-68	Module-Totally Integrated Power C8.....	8W-80-97
Mirror-Inside Rearview C2 (Hands Free).....	8W-80-69	Module-Video Screen C1.....	8W-80-97
Mirror-Outside Rearview-Driver C1.....	8W-80-69	Module-Video Screen C3.....	8W-80-97
Mirror-Outside Rearview-Driver C2.....	8W-80-70	Module-Video Screen C4.....	8W-80-98
Mirror-Outside Rearview-Passenger C1.....	8W-80-70	Motor-Adjustable Pedals (Except Base).....	8W-80-99
Mirror-Outside Rearview-Passenger C2.....	8W-80-70	Motor-Blower.....	8W-80-99
Module-Axle Disconnect-Front.....	8W-80-72	Motor-Power Sliding Backlite.....	8W-80-99
Module-Blower (ATC).....	8W-80-72	Motor-Seat Adjuster-Driver Horizontal.....	8W-80-99
Module-Brake Provision.....	8W-80-72	Motor-Seat Adjuster-Driver Lumbar.....	8W-80-99
Module-Compass.....	8W-80-73	Motor-Seat Adjuster-Driver Recliner.....	8W-80-100

DS ————— 8W-80 CONNECTOR PIN-OUTS ————— 8W-80-3

<u>Component</u>	<u>Page</u>	<u>Component</u>	<u>Page</u>
Motor-Seat Adjuster-Front Driver Vertical.....	8W-80-100	Sensor-Oxygen 2/2 (3.7L/5.7L Part Time ETC).....	8W-80-113
Motor-Seat Adjuster-Passenger Horizontal.....	8W-80-100	Sensor-Oxygen 2/2 (4.7L/5.7L Except Part Time ETC)..	8W-80-113
Motor-Seat Adjuster-Passenger Lumbar.....	8W-80-100	Sensor-Park Assist 10.....	8W-80-113
Motor-Seat Adjuster-Rear Driver Vertical (LD).....	8W-80-101	Sensor-Park Assist 11.....	8W-80-113
Motor-Seat Adjuster-Rear Driver Vertical.....	8W-80-101	Sensor-Park Assist 8.....	8W-80-114
Motor-Sunroof.....	8W-80-101	Sensor-Park Assist 9.....	8W-80-114
Motor-Window-Driver.....	8W-80-101	Sensor-Seat Track Position-Driver.....	8W-80-114
Motor-Window-Left Rear.....	8W-80-102	Sensor-Side Impact Pressure-Left.....	8W-80-114
Motor-Window-Passenger.....	8W-80-102	Sensor-Side Impact Pressure-Right.....	8W-80-114
Motor-Window-Right Rear.....	8W-80-102	Sensor-Side Impact-Left 1.....	8W-80-114
Motor-Wiper-Front.....	8W-80-102	Sensor-Side Impact-Left 2.....	8W-80-115
Node-Wireless Ignition.....	8W-80-103	Sensor-Side Impact-Right 1.....	8W-80-115
PortAuxiliary Audio Video.....	8W-80-103	Sensor-Side Impact-Right 2 (Crew Cab/Quad Cab).....	8W-80-115
Power Outlet.....	8W-80-103	Sensor-Steering Angle.....	8W-80-115
Power Outlet Console.....	8W-80-104	Sensor-Steering Wheel Heater (Component Side).....	8W-80-115
Power Outlet-Instrument Panel.....	8W-80-104	Sensor-Steering Wheel Heater.....	8W-80-116
Power Outlet Rear.....	8W-80-104	Sensor-Sun.....	8W-80-116
Pump-Washer-Windshield.....	8W-80-104	Sensor-Transmission Range (RLE).....	8W-80-116
Radio-C1.....	8W-80-104	Sensor-Washer Fluid Level-Front.....	8W-80-116
Radio-C2.....	8W-80-105	Sensor-Wheel Speed-ABS-Left Front.....	8W-80-116
Radio-C3.....	8W-80-105	Sensor-Wheel Speed-ABS-Left Rear.....	8W-80-117
Radio-C4.....	8W-80-106	Sensor-Wheel Speed-ABS-Right Front.....	8W-80-117
Relay-Auto Shut Down.....	8W-80-106	Sensor-Wheel Speed-ABS-Right Rear.....	8W-80-117
Relay-Brake Lamp Activation.....	8W-80-106	Solenoid-Brake Transmission Shift Interlock.....	8W-80-117
Relay-Front Wiper ON/OFF.....	8W-80-107	Solenoid-EVAP Purge.....	8W-80-117
Relay-Radiator Fan High.....	8W-80-107	Solenoid-Multi Displacement System CYL1 (5.7L).....	8W-80-117
Relay-Radiator Fan Low.....	8W-80-107	Solenoid-Multi Displacement System CYL4 (5.7L).....	8W-80-118
Relay-Starter.....	8W-80-107	Solenoid-Multi Displacement System CYL6 (5.7L).....	8W-80-118
Resistor-Blower Motor.....	8W-80-108	Solenoid-Multi Displacement System CYL7 (5.7L).....	8W-80-118
Seat Belt-Retractor Tensioner-Driver.....	8W-80-108	Solenoid-Short Runner Valve.....	8W-80-118
Seat Belt-Retractor Tensioner-Passenger.....	8W-80-108	Solenoid-Variable Camshaft Timing (5.7L).....	8W-80-118
Sensor-Acelerator Pedal Position.....	8W-80-108	Speaker-Instrument Panel-Center (SLT/SLT+).....	8W-80-118
Sensor-Ambient Air Temperature.....	8W-80-108	Speaker-Instrument Panel-Left.....	8W-80-118
Sensor-Brake Fluid Level.....	8W-80-108	Speaker-Instrument Panel-Right.....	8W-80-119
Sensor-Camshaft Position.....	8W-80-109	Speaker-Left Front Door.....	8W-80-119
Sensor-Crankshaft Position (3.7L).....	8W-80-109	Speaker-Left Rear.....	8W-80-119
Sensor-Crankshaft Position (4.7L).....	8W-80-109	Speaker-Right Front Door.....	8W-80-119
Sensor-Crankshaft Position (5.7L).....	8W-80-109	Speaker-Right Rear.....	8W-80-119
Sensor-Dynamics.....	8W-80-109	Speaker-Subwoofer.....	8W-80-120
Sensor-Engine Coolant Temperature.....	8W-80-110	Speaker-Tweeter-Left Rear.....	8W-80-120
Sensor-Evaporator Temperature.....	8W-80-110	Speaker-Tweeter-Right Rear.....	8W-80-120
Sensor-Front Impact-Left.....	8W-80-110	Starter (A/T).....	8W-80-120
Sensor-Front Impact-Right.....	8W-80-110	Starter (M/T).....	8W-80-120
Sensor-Infrared (ATC).....	8W-80-110	Starter-Eyelet (3.7L ATX/4.7L ATX).....	8W-80-120
Sensor-Input Speed.....	8W-80-110	Starter-Eyelet (3.7L MTX).....	8W-80-121
Sensor-Intake Air Temperature (3.7L/4.7L).....	8W-80-111	Starter-Eyelet (5.7L).....	8W-80-121
Sensor-Intake Air Temperature (5.7L).....	8W-80-111	Switch-Adjustable Pedals (Except Base).....	8W-80-121
Sensor-Knock.....	8W-80-111	Switch-Autostick (ERS) (Column Shift).....	8W-80-121
Sensor-Knock 2 (3.7L/5.7L).....	8W-80-111	Switch-Backup Lamp (M/T).....	8W-80-121
Sensor-Line Pressure (RFE).....	8W-80-111	Switch-Bank Lower.....	8W-80-122
Sensor-Manifold Absolute Pressure.....	8W-80-111	Switch-Bank Upper.....	8W-80-122
Sensor-Oil Pressure (5.7L).....	8W-80-112	Switch-Clutch Interlock (M/T).....	8W-80-122
Sensor-Oil Temperature (5.7L).....	8W-80-112	Switch-EVAP System Monitor.....	8W-80-122
Sensor-Output Speed.....	8W-80-112	Switch-Headlamp.....	8W-80-123
Sensor-Oxygen 1/1.....	8W-80-112	Switch-Heated Seat-Left Rear.....	8W-80-123
Sensor-Oxygen 1/2.....	8W-80-112	Switch-Heated Seat-Right Rear.....	8W-80-123
Sensor-Oxygen 2/1.....	8W-80-113	Switch-Hood Ajar.....	8W-80-123

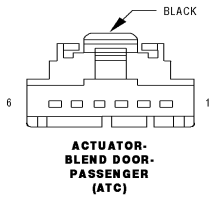
DS ————— 8W-80 CONNECTOR PIN-OUTS ————— 8W-80-4

<u>Component</u>	<u>Page</u>	<u>Component</u>	<u>Page</u>
Switch-Horn.....	8W-80-124	Switch-Speed Control.....	8W-80-128
Switch-Memory Set.....	8W-80-124	Switch-Steering Wheel-Left (EVIC).....	8W-80-128
Switch-Multifunction.....	8W-80-124	Switch-Steering Wheel-Right (EVIC).....	8W-80-128
Switch-Oil Pressure (3.7L/4.7L).....	8W-80-124	Switch-Stop Lamp.....	8W-80-128
Switch-Parking Brake.....	8W-80-124	Switch-Sunroof.....	8W-80-129
Switch-Power Sliding Backlite.....	8W-80-125	Switch-Transfer Case Selector (ETC).....	8W-80-129
Switch-Power Window-Left Rear.....	8W-80-125	Switch-Window/Door Lock-Driver C1.....	8W-80-129
Switch-Power Window-Right Rear.....	8W-80-125	Switch-Window/Door Lock-Driver C2 (Express).....	8W-80-130
Switch-PTO.....	8W-80-125	Switch-Window/Door Lock-Passenger.....	8W-80-130
Switch-Remote Radio-Left.....	8W-80-126	Throttle Body (3.7L/4.7L).....	8W-80-130
Switch-Remote Radio-Right.....	8W-80-126	Throttle Body (5.7L).....	8W-80-131
Switch-Seat Adjuster-Driver Lumbar.....	8W-80-126	Transducer-A/C Pressure.....	8W-80-131
Switch-Seat Adjuster-Passenger Lumbar.....	8W-80-126	Vent-Seat Back-Left.....	8W-80-131
Switch-Seat Belt Buckle-Driver.....	8W-80-126	Vent-Seat Back-Right.....	8W-80-131
Switch-Seat-Driver (Except Memory).....	8W-80-126	Vent-Seat Cushion-Left.....	8W-80-131
Switch-Seat-Driver (Memory).....	8W-80-127	Vent-Seat Cushion-Right.....	8W-80-132
Switch-Seat-Passenger.....	8W-80-127	Wiring-Trailer Tow 7-Way.....	8W-80-232



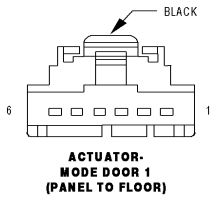
ACTUATOR-BLEND DOOR-DRIVER - BLACK (HVAC) 6 WAY

CAV	CIRCUIT	FUNCTION
1	C34 20DB/LB	COMMON DOOR DRIVER
2	-	-
3	-	-
4	-	-
5	-	-
6	C61 20DB/LG	BLEND DOOR DRIVER



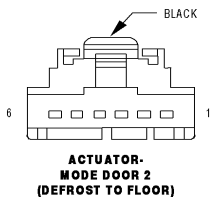
ACTUATOR-BLEND DOOR-PASSENGER (ATC) - BLACK (HVAC) 6 WAY

CAV	CIRCUIT	FUNCTION
1	C807 20DB/LG	COMMON DOOR DRIVER 2
2	-	-
3	-	-
4	-	-
5	-	-
6	C33 20LB/BR	PASSENGER BLEND DOOR DRIVER



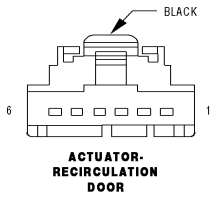
ACTUATOR-MODE DOOR 1 (PANEL TO FLOOR) - BLACK (HVAC) 6 WAY

CAV	CIRCUIT	FUNCTION
1	C34 20DB/LB	COMMON DOOR DRIVER
2	-	-
3	-	-
4	-	-
5	-	-
6	C29 20DB	MODE DOOR 1 DRIVER



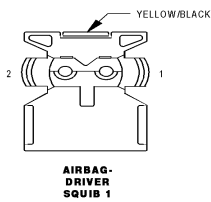
ACTUATOR-MODE DOOR 2 (DEFROST TO FLOOR) - BLACK (HVAC) 6 WAY

CAV	CIRCUIT	FUNCTION
1	C807 20DB/LG	COMMON DOOR DRIVER 2
2	-	-
3	-	-
4	-	-
5	-	-
6	C801 20DB/OR	MODE DOOR 2 DRIVER



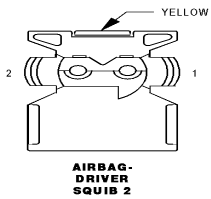
ACTUATOR-RECIRCULATION DOOR - BLACK (HVAC) 6 WAY

CAV	CIRCUIT	FUNCTION
1	C34 20DB/LB	COMMON DOOR DRIVER
2	-	-
3	-	-
4	-	-
5	-	-
6	C32 20DB/TN	RECIRCULATION DOOR DRIVER



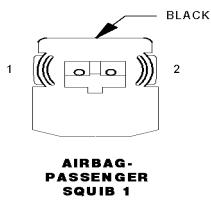
AIRBAG-DRIVER SQUIB 1 - YELLOW/BLACK (SENSOR SIDE) 2 WAY

CAV	CIRCUIT	FUNCTION
1	R43 20LB	DRIVER SQUIB 1 LINE 2
2	R45 20YL	DRIVER SQUIB 1 LINE 1



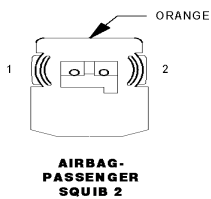
AIRBAG-DRIVER SQUIB 2 - YELLOW (SENSOR SIDE) 2 WAY

CAV	CIRCUIT	FUNCTION
1	R61 20WT	DRIVER SQUIB 2 LINE 2
2	R63 20RD	DRIVER SQUIB 2 LINE 1



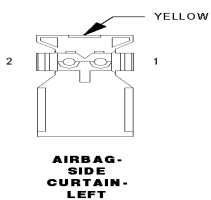
AIRBAG-PASSENGER SQUIB 1 - BLACK (INSTRUMENT PANEL) 2 WAY

CAV	CIRCUIT	FUNCTION
1	R42 20LB/BR	PASSENGER SQUIB 1 LINE 2
2	R44 20LB/OR	PASSENGER SQUIB 1 LINE 1



AIRBAG-PASSENGER SQUIB 2 - ORANGE (INSTRUMENT PANEL) 2 WAY

CAV	CIRCUIT	FUNCTION
1	R62 20LB/VT	PASSENGER SQUIB 2 LINE 2
2	R64 20LB/WT	PASSENGER SQUIB 2 LINE 1

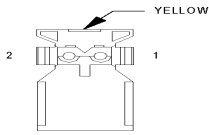


AIRBAG-SIDE CURTAIN-LEFT - YELLOW (BODY) 2 WAY

CAV	CIRCUIT	FUNCTION
1	R1 20LB/WT	LEFT CURTAIN SQUIB 1 LINE 2

CURTAIN-LEFT

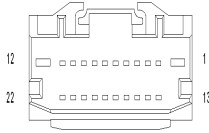
2	R3 20LB/OR	LEFT CURTAIN SQUIB 1 LINE 1
---	------------	-----------------------------



AIRBAG-SIDE CURTAIN-RIGHT

AIRBAG-SIDE CURTAIN-RIGHT - YELLOW (BODY) 2 WAY

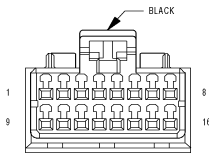
CAV	CIRCUIT	FUNCTION
1	R4 20OR/LB	RIGHT CURTAIN SQUIB 1 LINE 1
2	R2 20WT/LB	RIGHT CURTAIN SQUIB 1 LINE 2



AMPLIFIER-RADIO C1

AMPLIFIER-RADIO C1 - (INSTRUMENT PANEL) 22 WAY

CAV	CIRCUIT	FUNCTION
1	Z912 14BK/OR	GROUND
2	D265 22WT/GY	CAN IHS BUS (125K) (+)
3	-	-
4	X51 22DG/DB	LEFT REAR SPEAKER (+)
5	X52 22GY/DB	RIGHT REAR SPEAKER (+)
6	-	-
7	-	-
8	X298 18GY/LG	AMPLIFIED RIGHT I/P SPEAKER (-)
9	X299 18GY/YL	AMPLIFIED LEFT I/P SPEAKER (-)
10	X303 18DG/TN	AMPLIFIED LEFT REAR SPEAKER (+)
11	X301 18GY/WT	AMPLIFIED SUBWOOFER 2 (+)
12	A116 14YL/RD	FUSED B(+)
13	D264 22WT/OR	CAN IHS BUS (125K) (-)
14	-	-
15	X57 22DG/OR	LEFT REAR SPEAKER (-)
16	X58 22GY/OR	RIGHT REAR SPEAKER (-)
17	-	-
18	-	-
19	X208 18GY/DG	AMPLIFIED RIGHT I/P SPEAKER (+)
20	X209 18GY	AMPLIFIED LEFT I/P SPEAKER (+)
21	X393 18DG/LB	AMPLIFIED LEFT REAR SPEAKER (-)
22	X391 18DG/WT	AMPLIFIED SUBWOOFER 2 (-)



AMPLIFIER-RADIO C2

AMPLIFIER-RADIO C2 - BLACK (INSTRUMENT PANEL) 16 WAY

CAV	CIRCUIT	FUNCTION
1	-	-
2	X394 18YL/GY	AMPLIFIED RIGHT REAR SPEAKER (-)

3	X200 18GY	AMPLIFIED CENTER I/P SPEAKER (+)
4	X206 18DG/LG	RIGHT REAR SPEAKER (+)
5	X295 18GY/DG	LEFT REAR SPEAKER (-)
6	X390 18DG/BR	AMPLIFIED SUBWOOFER 1 (-)
7	X202 18DG/VT	AMPLIFIED RIGHT FRONT DOOR SPEAKER (+)
8	X201 18GY/VT	LEFT FRONT SPEAKER (+)
9	-	-
10	X304 18DG	AMPLIFIED RIGHT REAR SPEAKER (+)
11	X290 18GY/OR	AMPLIFIED CENTER I/P SPEAKER (-)
12	X296 18DG/GY	RIGHT REAR SPEAKER (-)
13	X205 18GY/LG	LEFT REAR SPEAKER (+)
14	X300 18GY/BR	AMPLIFIED SUBWOOFER 1 (+)
15	X292 18DG/YL	AMPLIFIED RIGHT FRONT DOOR SPEAKER (-)
16	X291 18GY/YL	LEFT FRONT SPEAKER (-)



ANTENNA-NAVIGATION (COMPONENT SIDE) - (GPS ANTENNA) 2 WAY

Graphic is currently unavailable

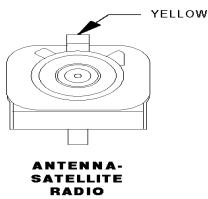
CAV	CIRCUIT	FUNCTION
1	D8 6WT/LB	GPS ANTENNA SIGNAL
2	D108 LB/WT	GPS ANTENNA SHIELD



ANTENNA-RADIO - (INSTRUMENT PANEL) 2 WAY

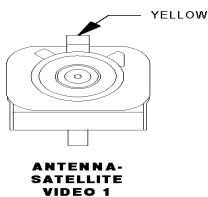
Graphic is currently unavailable

CAV	CIRCUIT	FUNCTION
1	D5 6WT/OR	ANTENNA SIGNAL
2	D931 999WT/YL	ANTENNA SHIELD



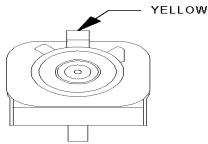
ANTENNA-SATELLITE RADIO - YELLOW (SATELLITE RADIO JUMPER) 2 WAY

CAV	CIRCUIT	FUNCTION
1	D106 BK	SATELLITE RADIO ANTENNA SIGNAL
2	D126 BK	SATELLITE RADIO ANTENNA SHIELD



ANTENNA-SATELLITE VIDEO 1 - YELLOW (BODY) 2 WAY

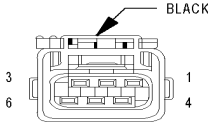
CAV	CIRCUIT	FUNCTION
1	D141 BK	SATELLITE VIDEO ANTENNA SIGNAL 1
2	D128 BK	SATELLITE VIDEO ANTENNA SHIELD 1



ANTENNA-SATELLITE VIDEO 2

ANTENNA-SATELLITE VIDEO 2 - YELLOW (BODY) 2 WAY

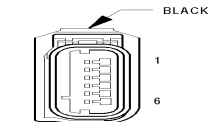
CAV	CIRCUIT	FUNCTION
1	D140 BK	SATELLITE VIDEO ANTENNA SIGNAL 2
2	D127 BK	SATELLITE VIDEO ANTENNA SHIELD 2



ASSEMBLY-EGR VALVE (3.7L/4.7L)

ASSEMBLY-EGR VALVE (3.7L/4.7L) - BLACK (ENGINE) 6 WAY

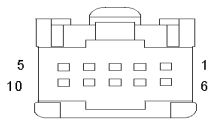
CAV	CIRCUIT	FUNCTION
1	K34 20DB/LG	EGR SIGNAL
2	F856 20YL/PK	5 VOLT SUPPLY
3	K900 20DB/DG	SENSOR GROUND
4	Z908 20BK	GROUND
5	-	-
6	K35 20DB/VT	EGR SOL CONTROL



ASSEMBLY-LINE PRESSURE SENSOR/VARIABLE FORCE SOLENOID (RLE)

ASSEMBLY-LINE PRESSURE SENSOR/VARIABLE FORCE SOLENOID (RLE) - BLACK (ENGINE) 6 WAY

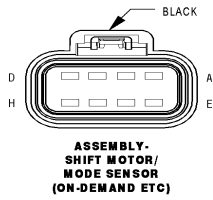
CAV	CIRCUIT	FUNCTION
1	-	-
2	F856 22YL/PK	5 VOLT SUPPLY
3	T38 20YL/BR	LINE PRESSURE SIGNAL
4	K900 20DB/DG	SENSOR GROUND
5	T16 18YL/OR	TRANSMISSION CONTROL OUTPUT
6	T118 20DG	LP VFS CONTROL



ASSEMBLY-SHIFT LEVER (FLOOR SHIFT)

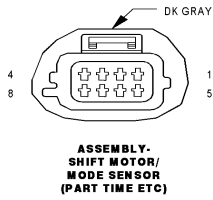
ASSEMBLY-SHIFT LEVER (FLOOR SHIFT) - (SHIFTER JUMPER) 10 WAY

CAV	CIRCUIT	FUNCTION
1	-	-
2	K900 22DB/DG	SENSOR GROUND
3	T5 22DG/YL	AUTOSTICK (ERS) SIGNAL
4	Z911 22BK/LG	GROUND
5	K321 22BR/YL	BTSI CONTROL
6	-	-
7	-	-
8	-	-
9	E12 20OR/GY	PANEL LAMPS DRIVER
10	T824 22YL/DB	TRS PARK SIGNAL



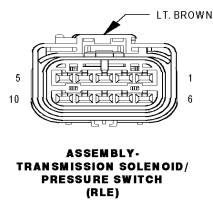
ASSEMBLY-SHIFT MOTOR/MODE SENSOR (ON-DEMAND ETC) - BLACK (ENGINE) 8 WAY

CAV	CIRCUIT	FUNCTION
A	K504 22BR	DRIVETRAIN 5 VOLT SUPPLY
B	T313 22YL/LG	MODE SENSOR SIGNAL
C	K594 22BR/LG	DRIVETRAIN SENSOR RETURN
D	T315 14YL/BR	SHIFT MOTOR CONTROL A
E	T316 14YL/GY	SHIFT MOTOR CONTROL B
F	T301 20DG/YL	SWITCHED BATTERY SOLENOID SUPPLY
G	T317 20YL/TN	STEP MOTOR CONTROL D
H	-	-



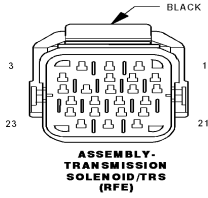
ASSEMBLY-SHIFT MOTOR/MODE SENSOR (PART TIME ETC) - DK. GRAY (ENGINE) 8 WAY

CAV	CIRCUIT	FUNCTION
1	K504 22BR	DRIVETRAIN 5 VOLT SUPPLY
2	T313 22YL/LG	MODE SENSOR SIGNAL
3	K594 22BR/LG	DRIVETRAIN SENSOR RETURN
4	T315 14YL/BR	SHIFT MOTOR CONTROL A
5	T316 14YL/GY	SHIFT MOTOR CONTROL B
6	-	-
7	-	-
8	-	-



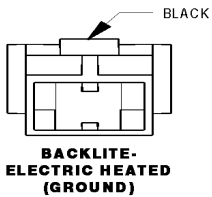
ASSEMBLY-TRANSMISSION SOLENOID/PRESSURE SWITCH (RLE) - LT. BROWN (ENGINE) 10 WAY

CAV	CIRCUIT	FUNCTION
1	T60 20YL/GY	OD CONTROL
2	T59 20YL/LB	UD CONTROL
3	T16 16YL/OR	TRANSMISSION CONTROL OUTPUT
4	T19 20YL/DB	2-4 CONTROL
5	T47 20YL/DG	2-4 PRESSURE SIGNAL
6	T9 20DG/TN	OD PRESSURE SIGNAL
7	T20 20DG/WT	L/R CONTROL
8	-	-
9	-	-
10	T50 20YL/TN	L/R PRESSURE SIGNAL



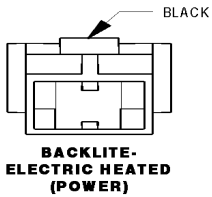
ASSEMBLY-TRANSMISSION SOLENOID/TRS (RFE) - BLACK (TRANSMISSION) 23 WAY

CAV	CIRCUIT	FUNCTION
1	-	-
2	T20 20DG/WT	L/R CONTROL
3	-	-
4	T41 22YL/DB	TRS T41 SIGNAL
5	T42 20DG/YL	TRS T42 SIGNAL
6	-	-
7	T60 20YL/GY	OD CONTROL
8	T3 20DG/DB	TRS T3 SIGNAL
9	T1 20DG/LB	TRS T1 SIGNAL
10	T16 16YL/OR	TRANSMISSION CONTROL OUTPUT
11	T48 20BR/YL	4C PRESSURE SIGNAL
12	T118 20DG	LP VFS CONTROL
13	T4 20DG/LB	TRS T2 SIGNAL
14	T50 20YL/TN	L/R PRESSURE SIGNAL
15	T147 20DG/YL	2C PRESSURE SIGNAL
16	T9 20DG/TN	OD PRESSURE SIGNAL
17	T59 20YL/LB	UD CONTROL
18	T29 20YL/WT	UD PRESSURE SIGNAL
19	T259 20YL/DG	4C CONTROL
20	T219 20YL/LG	2C CONTROL
21	T140 20YL/GY	MS CONTROL
22	K900 22DB/DG	SENSOR GROUND
23	T54 20DG/OR	TRANSMISSION TEMPERATURE SIGNAL



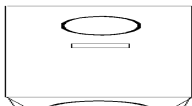
BACKLITE-ELECTRIC HEATED (GROUND) - BLACK (ELECTRIC BACKLITE) 1 WAY

CAV	CIRCUIT	FUNCTION
1	Z909 16BK/WT	GROUND



BACKLITE-ELECTRIC HEATED (POWER) - BLACK (ELECTRIC BACKLITE) 1 WAY

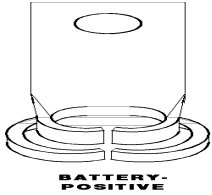
CAV	CIRCUIT	FUNCTION
1	C15 14BK	REAR WINDOW DEFOGGER CONTROL OUTPUT



BATTERY-NEGATIVE - (BATTERY NEGATIVE) 1 WAY

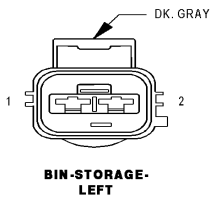


CAV	CIRCUIT	FUNCTION
1	Z902 4BK	GROUND
1	Z901 6BK	GROUND
1	Z903 4BK	GROUND



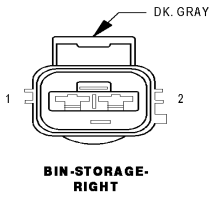
BATTERY-POSITIVE - (BATTERY POSITIVE) 1 WAY

CAV	CIRCUIT	FUNCTION
1	A0 6RD	B(+)
1	A8 6RD	B(+)



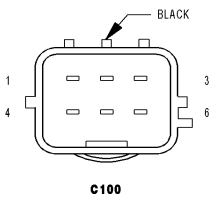
BIN-STORAGE-LEFT - DK GRAY (CHASSIS) 2 WAY

CAV	CIRCUIT	FUNCTION
1	A903 14RD/VT	FUSED B(+)
2	Z914 20BK/GY	GROUND



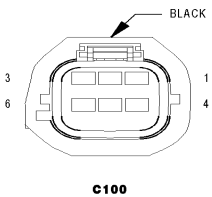
BIN-STORAGE-RIGHT - DK GRAY (CHASSIS) 2 WAY

CAV	CIRCUIT	FUNCTION
1	A903 14RD/VT	FUSED B(+)
2	Z914 20BK/GY	GROUND



C100 - BLACK (BODY SIDE) 6 WAY

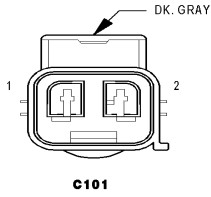
CAV	CIRCUIT	FUNCTION
1	R79 20LB/VT	LEFT FRONT IMPACT SENSOR SIGNAL
2	R81 20LB/WT	LEFT FRONT IMPACT SENSOR GROUND
3	C818 20LB/OR	A/C PRESSURE 5 VOLT SUPPLY
4	C18 20LB/BR	A/C PRESSURE SIGNAL
5	C918 20BK/LB	A/C PRESSURE GROUND
6	Z906 18BK	GROUND



C100 - BLACK (FRONT END MODULE SIDE) 6 WAY

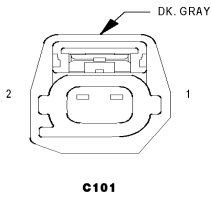
CAV	CIRCUIT	FUNCTION
1	R79 20LB/VT	LEFT FRONT IMPACT SENSOR SIGNAL
2	R81 20LB/WT	LEFT FRONT IMPACT SENSOR GROUND
3	C818 20LB/OR	A/C PRESSURE 5 VOLT SUPPLY

4	C18 20LB/BR	A/C PRESSURE SIGNAL
5	C918 20BK/LB	A/C PRESSURE GROUND
6	Z906 18BK	GROUND



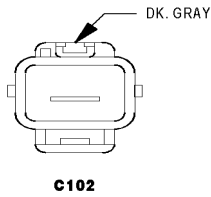
C101 - DK. GRAY (FRONT END MODULE SIDE) 2 WAY

CAV	CIRCUIT	FUNCTION
1	R80 20VT/LB	RIGHT FRONT IMPACT SENSOR SIGNAL
2	R82 20WT/LB	RIGHT FRONT IMPACT SENSOR GROUND



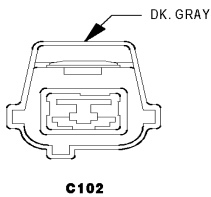
C101 - DK. GRAY (RIGHT DASH SIDE) 2 WAY

CAV	CIRCUIT	FUNCTION
1	R80 20VT/LB	RIGHT FRONT IMPACT SENSOR SIGNAL
2	R82 20WT/LB	RIGHT FRONT IMPACT SENSOR GROUND



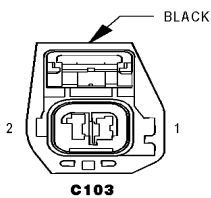
C102 - DK. GRAY (BODY SIDE) 1 WAY

CAV	CIRCUIT	FUNCTION
1	T750 12YL/GY	STARTER RELAY OUTPUT



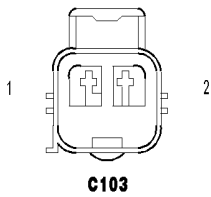
C102 - DK. GRAY (ENGINE SIDE) 1 WAY

CAV	CIRCUIT	FUNCTION
1	T750 12YL/GY	STARTER RELAY OUTPUT



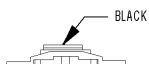
C103 - BLACK (RIGHT DASH SIDE) 2 WAY

CAV	CIRCUIT	FUNCTION
1	Z908 20BK	GROUND
2	A417 20RD/WT	FUSED B(+)

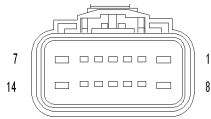


C103 - BLACK (UNDERHOOD SIDE) 2 WAY

CAV	CIRCUIT	FUNCTION
1	Z908 20BK	GROUND
2	A417 20RD	FUSED B(+)

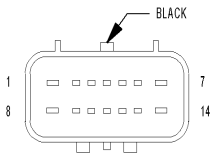


C111 - BLACK (BODY SIDE) 14 WAY



C111

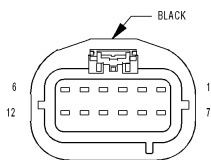
CAV	CIRCUIT	FUNCTION
1	Z100 14BK	GROUND
2	C818 20LB/OR	A/C PRESSURE 5 VOLT SUPPLY
3	C918 20BK/LB	A/C PRESSURE GROUND
4	C18 20LB/BR	A/C PRESSURE SIGNAL
5	-	-
6	-	-
7	A108 18LG/RD	FUSED B(+)
8	F342 16BR/WT	FUSED ASD RELAY OUTPUT
9	-	-
10	-	-
11	L51 18WT	BRAKE LAMP SWITCH OUTPUT
12	B401 20DG/BR	BRAKE LAMP ACTIVATION RELAY CONTROL
13	F941 20PK	IGNITION RUN/START CONTROL OUTPUT
14	F344 18BR/GY	FUSED ASD RELAY OUTPUT



C111

C111 - BLACK (DASH SIDE) 14 WAY

CAV	CIRCUIT	FUNCTION
1	Z100 14BK	GROUND
2	C818 20LB/OR	A/C PRESSURE 5 VOLT SUPPLY
3	C918 20BK/LB	A/C PRESSURE GROUND
4	C18 20LB/BR	A/C PRESSURE SIGNAL
5	-	-
6	-	-
7	A108 18LG/RD	FUSED B(+)
8	F342 16BR/WT	FUSED ASD RELAY OUTPUT
9	-	-
10	-	-
11	L51 18WT	BRAKE LAMP SWITCH OUTPUT
12	B401 20DG/BR	BRAKE LAMP ACTIVATION RELAY CONTROL
13	F941 20PK	IGNITION RUN/START CONTROL OUTPUT
14	F344 18BR/GY	FUSED ASD RELAY OUTPUT



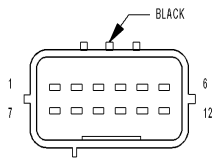
C120

C120 - BLACK (BODY SIDE) 12 WAY

CAV	CIRCUIT	FUNCTION
1	F855 22PK/YL	5 VOLT SUPPLY

C120

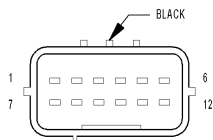
2	F856 22YL/PK	5 VOLT SUPPLY
3	K23 22BR/WT	APP SIGNAL 1
4	K29 22WT/BR	APP SIGNAL 2
5	B6 20DG/WT	RIGHT FRONT WHEEL SPEED SENSOR (-)
6	B7 20DG/VT	RIGHT FRONT WHEEL SPEED SENSOR (+)
7	K167 22BR/YL	APP SENSOR GROUND 1
8	K400 22BR/VT	APP SENSOR GROUND 2
9	-	-
10	-	-
11	K107 20VT/WT	ESM SIGNAL
12	T41 22YL/DB	TRS T41 SIGNAL



C120

C120 - BLACK (ENGINE SIDE) 12 WAY

CAV	CIRCUIT	FUNCTION
1	F855 22PK/YL	5 VOLT SUPPLY
2	F856 22YL/PK	5 VOLT SUPPLY
3	K23 20BR/WT	APP SIGNAL 1
4	K29 20WT/BR	APP SIGNAL 2
5	B6 20DG/WT	RIGHT FRONT WHEEL SPEED SENSOR (-)
6	B7 20DG/VT	RIGHT FRONT WHEEL SPEED SENSOR (+)
7	K167 20BR/YL	APP SENSOR GROUND 1
8	K400 20BR/VT	APP SENSOR GROUND 2
9	-	-
10	-	-
11	K107 20VT/WT	ESM SIGNAL
12	T41 22YL/DB	TRS T41 SIGNAL
12	T41 22YL/DB (EXCEPT 3.7L MTX)	TRS T41 SIGNAL

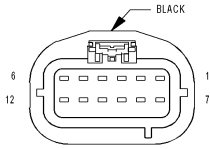


C123
(2WD)

C123 (2WD) - BLACK (ENGINE SIDE) 12 WAY

CAV	CIRCUIT	FUNCTION
1	B6 20DG/WT	RIGHT FRONT WHEEL SPEED SENSOR (-)
2	B7 20DG/VT	RIGHT FRONT WHEEL SPEED SENSOR (+)
3	V937 20VT/BR	S/C SWITCH GROUND
4	B16 20LB/DG	BRAKE SIGNAL 2
5	B15 20DG/WT	BRAKE SIGNAL 1
6	-	-
7	-	-

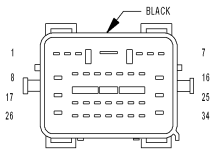
8	T5 20DG/YL	AUTOSTICK (ERS) SIGNAL
9	V37 20VT	S/C SIGNAL 1
10	V38 20VT/OR	S/C SIGNAL 2
11	K900 22DB/DG	SENSOR GROUND
12	Z908 20BK	GROUND



**C123
(2WD)**

C123 (2WD) - BLACK (RIGHT DASH SIDE) 12 WAY

CAV	CIRCUIT	FUNCTION
1	B6 20DG/WT	RIGHT FRONT WHEEL SPEED SENSOR (-)
2	B7 20DG/VT	RIGHT FRONT WHEEL SPEED SENSOR (+)
3	V937 22VT/BR	S/C SWITCH GROUND
4	B16 20LB/DG	BRAKE SIGNAL 2
5	B15 20DG/WT	BRAKE SIGNAL 1
6	-	-
7	-	-
8	T5 22DG/YL	AUTOSTICK (ERS) SIGNAL
9	V37 22VT	S/C SIGNAL 1
10	V38 22VT/OR	S/C SIGNAL 2
11	K900 22DB/DG	SENSOR GROUND
12	Z908 20BK	GROUND

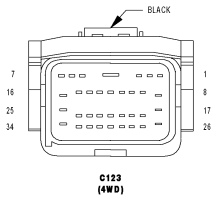


**C123
(4WD)**

C123 (4WD) - BLACK (ENGINE SIDE) 34 WAY

CAV	CIRCUIT	FUNCTION
1	G303 22VT/DG	FRONT AXLE LOCK SIGNAL
2	G304 22VT/DB	FRONT AXLE LOCK CONTROL
3	-	-
4	A104 14YL/RD	FUSED B(+)
5	K900 22DB/DG	SENSOR GROUND
6	B6 20DG/WT	RIGHT FRONT WHEEL SPEED SENSOR (-)
7	B7 20DG/VT	RIGHT FRONT WHEEL SPEED SENSOR (+)
8	T315 14YL/BR	SHIFT MOTOR CONTROL A
9	B15 20DG/WT	BRAKE SIGNAL 1
10	B16 20LB/DG	BRAKE SIGNAL 2
11	D64 22WT/LB	CAN C BUS (-)
12	D65 22WT/LG	CAN C BUS (+)
13	-	-
14	T5 20DG/YL	AUTOSTICK (ERS) SIGNAL

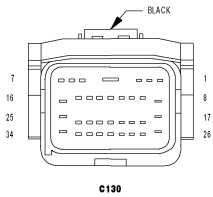
15	F946 20PK/LG	FUSED IGNITION RUN/START CONTROL OUTPUT
16	T316 14YL/GY	SHIFT MOTOR CONTROL B
17	T301 20DG/YL (ON-DEMAND T-CASE)	SWITCHED BATTERY SOLENOID SUPPLY
18	-	-
19	-	-
20	-	-
21	-	-
22	V37 20VT	S/C SIGNAL 1
23	V38 20VT/OR	S/C SIGNAL 2
24	V937 20VT/BR	S/C SWITCH GROUND
25	T317 20YL/TN (ON-DEMAND T-CASE)	STEP MOTOR CONTROL D
26	-	-
27	D64 20WT/LB	CAN C BUS (-)
28	D65 20WT/LG	CAN C BUS (+)
29	-	-
30	T313 22YL/LG	MODE SENSOR SIGNAL
31	K504 22BR	DRIVETRAIN 5 VOLT SUPPLY
32	K594 22BR/LG	DRIVETRAIN SENSOR RETURN
33	-	-
34	Z908 14BK	GROUND



C123 (4WD) - BLACK (RIGHT DASH SIDE) 34 WAY

CAV	CIRCUIT	FUNCTION
1	G303 22VT/DG	FRONT AXLE LOCK SIGNAL
2	G304 22VT/DB	FRONT AXLE LOCK CONTROL
3	-	-
4	A104 14YL/RD	FUSED B(+)
5	K900 22DB/DG	SENSOR GROUND
6	B6 20DG/WT	RIGHT FRONT WHEEL SPEED SENSOR (-)
7	B7 20DG/VT	RIGHT FRONT WHEEL SPEED SENSOR (+)
8	T315 14YL/BR	SHIFT MOTOR CONTROL A
9	B15 20DG/WT	BRAKE SIGNAL 1
10	B16 20LB/DG	BRAKE SIGNAL 2
11	D64 22WT/LB	CAN C BUS (-)
12	D65 22WT/LG	CAN C BUS (+)
13	-	-
14	T5 22DG/YL	AUTOSTICK (ERS) SIGNAL
15	F946 20PK/LG	FUSED IGNITION RUN/START CONTROL OUTPUT

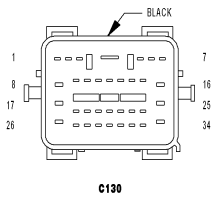
16	T316 14YL/GY	SHIFT MOTOR CONTROL B
17	T301 20DG/YL	SWITCHED BATTERY SOLENOID SUPPLY
18	-	-
19	-	-
20	-	-
21	-	-
22	V37 22VT	S/C SIGNAL 1
23	V38 22VT/OR	S/C SIGNAL 2
24	V937 22VT/BR	S/C SWITCH GROUND
25	T317 20YL/TN	STEP MOTOR CONTROL D
26	-	-
27	D64 22WT/LB	CAN C BUS (-)
28	D65 22WT/LG	CAN C BUS (+)
29	-	-
30	T313 22YL/LG	MODE SENSOR SIGNAL
31	K504 22BR	DRIVETRAIN 5 VOLT SUPPLY
32	K594 22BR/LG	DRIVETRAIN SENSOR RETURN
33	-	-
34	Z908 14BK	GROUND



C130 - BLACK (DASH SIDE) 34 WAY

CAV	CIRCUIT	FUNCTION
1	-	-
2	-	-
3	-	-
4	A104 14YL/RD	FUSED B(+)
5	F946 20PK/LG	FUSED IGNITION RUN/START CONTROL OUTPUT
6	-	-
7	F1 20PK/WT	IGNITION OFF/RUN/START CONTROL OUTPUT
8	F342 16BR/WT	FUSED ASD RELAY OUTPUT
9	-	-
10	-	-
11	T15 22YL/BR	TRANSMISSION CONTROL OUTPUT
12	T2 20DG/WT	BACKUP LAMP SWITCH SIGNAL
13	-	-
14	-	-
15	C13 20LB/OR	A/C CLUTCH CONTROL
16	F344 18BR/GY	FUSED ASD RELAY OUTPUT

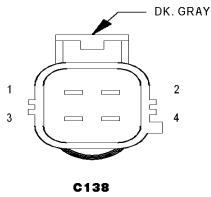
17	T16 16YL/OR	TRANSMISSION CONTROL OUTPUT
18	B20 20DG/OR	BRAKE FLUID LEVEL SIGNAL
19	Z907 20BKBR	GROUND
20	-	-
21	-	-
22	T752 22DG/OR	STARTER RELAY CONTROL
23	K31 22BR	FUEL PUMP CONTROL
24	-	-
25	F202 18PK/GY	IGNITION RUN/START CONTROL OUTPUT
26	-	-
27	D64 20WT/LB	CAN C BUS (-)
28	D65 20WT/LG	CAN C BUS (+)
29	-	-
30	C3 20DB/YL	A/C CLUTCH CONTROL OUTPUT
31	K51 20BR/WT	ASD RELAY CONTROL OUTPUT
32	-	-
33	-	-
34	A209 16RD	FUSED B(+)



C130 - BLACK (ENGINE SIDE) 34 WAY

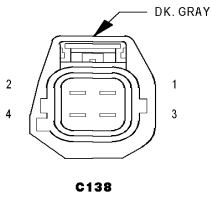
CAV	CIRCUIT	FUNCTION
1	-	-
2	-	-
3	-	-
4	A104 14YL/RD (4WD)	FUSED B(+)
5	F946 20PK/LG (4WD)	FUSED IGNITION RUN/START CONTROL OUTPUT
6	-	-
7	F1 20PK/WT (EXCEPT 3.7L MTX)	IGNITION OFF/RUN/START CONTROL OUTPUT
8	F342 16BR/WT	FUSED ASD RELAY OUTPUT
9	-	-
10	-	-
11	T15 20YL/BR (EXCEPT 3.7L MTX)	TRANSMISSION CONTROL OUTPUT
12	T2 22DG/WT (3.7L MTX)	BACKUP LAMP SWITCH SIGNAL
13	-	-
14	-	-
15	C13 20LB/OR	A/C CLUTCH CONTROL
16	F344 18BR/GY (5.7L)	FUSED ASD RELAY OUTPUT
17	T16 16YL/OR (EXCEPT 3.7L MTX)	TRANSMISSION CONTROL OUTPUT

18	B20 20DG/OR	BRAKE FLUID LEVEL SIGNAL
19	Z907 20BK/BR	GROUND
20	-	-
21	-	-
22	T752 20DG/OR	STARTER RELAY CONTROL
23	K31 20BR	FUEL PUMP CONTROL
24	-	-
25	F202 18PK/GY	IGNITION RUN/START CONTROL OUTPUT
26	-	-
27	D64 20WT/LB (2WD)	CAN C BUS (-)
27	D64 22WT/LB (4WD)	CAN C BUS (-)
28	D65 20WT/LG (2WD)	CAN C BUS (+)
28	D65 22WT/LG (4WD)	CAN C BUS (+)
29	-	-
30	C3 20DB/YL	A/C CLUTCH CONTROL OUTPUT
31	K51 20BR/WT	ASD RELAY CONTROL OUTPUT
32	-	-
33	-	-
34	A209 16RD	FUSED B(+)



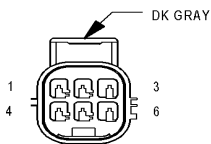
C138 - DK. GRAY (FOG LAMP JUMPER SIDE) 4 WAY

CAV	CIRCUIT	FUNCTION
1	Z904 20BK	GROUND
2	L89 18WT/YL	LEFT FRONT FOG LAMP CONTROL
3	L90 18WT/OR	RIGHT FRONT FOG LAMP CONTROL
4	Z906 20BK	GROUND



C138 - DK. GRAY (FRONT END MODULE SIDE) 4 WAY

CAV	CIRCUIT	FUNCTION
1	Z904 20BK	GROUND
2	L89 18WT/YL	LEFT FRONT FOG LAMP CONTROL
3	L90 18WT/OR	RIGHT FRONT FOG LAMP CONTROL
4	Z906 20BK	GROUND

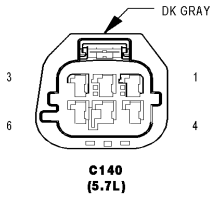


C140 (5.7L) - DK. GRAY (ENGINE SIDE) 6 WAY

CAV	CIRCUIT	FUNCTION
-----	---------	----------

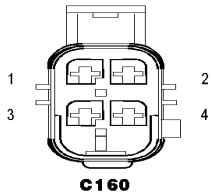
**C140
(5.7L)**

1	K451 20BR/WT	MDS SOL CONTROL 1
2	K452 20BR/LB	MDS SOL CONTROL 4
3	K453 20BR/DG	MDS SOL CONTROL 6
4	K454 20BR/OR	MDS SOL CONTROL 7
5	K442 20DB	VCT CONTROL
6	Z908 20BK	GROUND



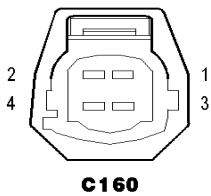
C140 (5.7L) - DK. GRAY (MDS JUMPER SIDE) 6 WAY

CAV	CIRCUIT	FUNCTION
1	K451 20BR/WT	MDS SOL CONTROL 1
2	K452 20BR/LB	MDS SOL CONTROL 4
3	K453 20BR/DG	MDS SOL CONTROL 6
4	K454 20BR/OR	MDS SOL CONTROL 7
5	K442 20DB	VCT CONTROL
6	Z904 20BK	GROUND



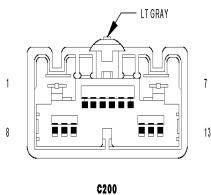
C160 - (AXLE DISCONNECT JUMPER SIDE) 4 WAY

CAV	CIRCUIT	FUNCTION
1	Z908 20BK	GROUND
2	G304 20VT/DB	FRONT AXLE LOCK CONTROL
3	F946 20PK/LG	FUSED IGNITION RUN/START CONTROL OUTPUT
4	G303 20VT/DG	FRONT AXLE LOCK SIGNAL



C160 - (ENGINE SIDE) 4 WAY

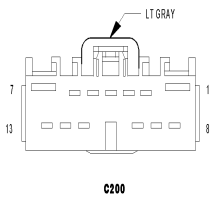
CAV	CIRCUIT	FUNCTION
1	Z908 20BK	GROUND
2	G304 22VT/DB	FRONT AXLE LOCK CONTROL
3	F946 20PK/LG	FUSED IGNITION RUN/START CONTROL OUTPUT
4	G303 22VT/DG	FRONT AXLE LOCK SIGNAL



C200 - LT. GRAY (HVAC SIDE) 13 WAY

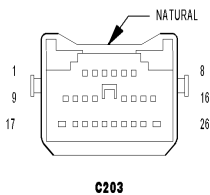
CAV	CIRCUIT	FUNCTION
1	Z911 10BK (ATC)	GROUND
1	C70 10DB/YL (MTC)	BLOWER MOTOR HIGH DRIVER
2	C34 20DB/RD (MTC)	COMMON DOOR DRIVER

3	C56 16DB/LB (ATC)	BLOWER CONTROL
3	C71 16DB/BR (MTC)	BLOWER MOTOR LOW DRIVER
4	C32 20DB/TN	RECIRCULATION DOOR DRIVER
5	C73 14DB/VT (MTC)	BLOWER MOTOR M2 DRIVER
6	C33 20LB/BR (ATC)	PASSENGER BLEND DOOR DRIVER
6	C72 16DB/OR (MTC)	BLOWER MOTOR M1 DRIVER
7	C7 10DB	BLOWER MOTOR SUPPLY
8	C801 20DB/OR	MODE DOOR 2 DRIVER
9	C21 20DB/GY	EVAPORATOR TEMPERATURE SENSOR SIGNAL
10	C121 20DB/DG	SENSOR GROUND
11	C61 20DB/LG	BLEND DOOR DRIVER
12	C807 20DB/PK	COMMON DOOR DRIVER 2
13	C29 20DB	MODE DOOR 1 DRIVER



C200 - LT. GRAY (INSTRUMENT PANEL SIDE) 13 WAY

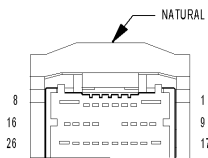
CAV	CIRCUIT	FUNCTION
1	Z910 10BK/TN (ATC)	GROUND
1	C70 10DB/YL (MTC)	BLOWER MOTOR HIGH DRIVER
2	C34 20DB/RD	COMMON DOOR DRIVER
3	C56 20DB/LB (ATC)	BLOWER CONTROL
3	C71 16DB/BR (MTC)	BLOWER MOTOR LOW DRIVER
4	C32 20DB/TN	RECIRCULATION DOOR DRIVER
5	C73 14DB/VT (MTC)	BLOWER MOTOR M2 DRIVER
6	C33 20LB/BR (ATC)	PASSENGER BLEND DOOR DRIVER
6	C72 16DB/OR (MTC)	BLOWER MOTOR M1 DRIVER
7	C7 10DB	BLOWER MOTOR SUPPLY
8	C801 20DB/OR	MODE DOOR 2 DRIVER
9	C21 22DB/GY	EVAPORATOR TEMPERATURE SENSOR SIGNAL
10	C121 22DB/DG	SENSOR GROUND
11	C61 20DB/LG	BLEND DOOR DRIVER
12	C807 20DB/PK	COMMON DOOR DRIVER 2
13	C29 20DB	MODE DOOR 1 DRIVER



C203 - NATURAL (BODY SIDE) 26 WAY

CAV	CIRCUIT	FUNCTION
1	-	-
2	X303 18DG/TN (PREMIUM AUDIO)	AMPLIFIED LEFT REAR SPEAKER (+)

3	X393 18DG/L B (PREMIUM AUDIO)	AMPLIFIED LEFT REAR SPEAKER (-)
4	X202 18DG/VT	AMPLIFIED RIGHT FRONT DOOR SPEAKER (+)
5	X292 18DG/YL	AMPLIFIED RIGHT FRONT DOOR SPEAKER (-)
6	X301 18GY/WT (PREMIUM AUDIO)	AMPLIFIED SUBWOOFER 2 (+)
7	X391 18DG/WT (PREMIUM AUDIO)	AMPLIFIED SUBWOOFER 2 (-)
8	-	-
9	X304 18DG (PREMIUM AUDIO)	AMPLIFIED RIGHT REAR SPEAKER (+)
10	X394 18YL/GY (PREMIUM AUDIO)	AMPLIFIED RIGHT REAR SPEAKER (-)
11	R80 20VT/LB	RIGHT FRONT IMPACT SENSOR SIGNAL
12	R82 20WT/LB	RIGHT FRONT IMPACT SENSOR GROUND
13	D264 22WT/OR	CAN IHS BUS (125K) (-)
14	D265 22WT/GY	CAN IHS BUS (125K) (+)
15	X206 18DG/LG	RIGHT REAR SPEAKER (+)
16	X296 18DG/GY	RIGHT REAR SPEAKER (-)
17	-	-
18	P806 22LG/WT (110V A/C INVERTER)	INVERTER STATUS INDICATOR DRIVER
19	X300 18GY/BR (PREMIUM AUDIO)	AMPLIFIED SUBWOOFER 1 (+)
20	X390 18DG/BR (PREMIUM AUDIO)	AMPLIFIED SUBWOOFER 1 (-)
21	-	-
22	E12 20OR/GY	PANEL LAMPS DRIVER
23	-	-
24	P801 20LG (110V A/C INVERTER)	110 VOLT AC LINE 1
25	P802 20LG/OR (110V A/C INVERTER)	110 VOLT AC LINE 2
26	-	-

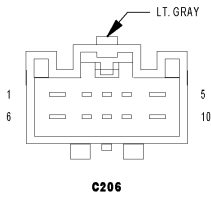


C203

C203 - NATURAL (INSTRUMENT PANEL SIDE) 26 WAY

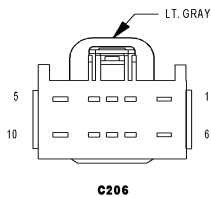
CAV	CIRCUIT	FUNCTION
1	-	-
2	X303 18DG/TN (PREMIUM AUDIO)	AMPLIFIED LEFT REAR SPEAKER (+)
3	X393 18DG/LB (PREMIUM AUDIO)	AMPLIFIED LEFT REAR SPEAKER (-)
4	X202 18DG/VT	AMPLIFIED RIGHT FRONT DOOR SPEAKER (+)
5	X292 18DG/YL	AMPLIFIED RIGHT FRONT DOOR SPEAKER (-)
6	X301 18GY/WT (PREMIUM AUDIO)	AMPLIFIED SUBWOOFER 2 (+)
7	X391 18DG/WT (PREMIUM AUDIO)	AMPLIFIED SUBWOOFER 2 (-)
8	-	-
9	X304 18DG (PREMIUM AUDIO)	AMPLIFIED RIGHT REAR SPEAKER (+)
10	X394 18YL/GY (PREMIUM AUDIO)	AMPLIFIED RIGHT REAR SPEAKER (-)
11	R80 20VT/LB	RIGHT FRONT IMPACT SENSOR SIGNAL

12	R82 20WT/LB	RIGHT FRONT IMPACT SENSOR GROUND
13	D264 22WT/OR	CAN IHS BUS (125K) (-)
14	D265 22WT/GY	CAN IHS BUS (125K) (+)
15	X206 18DG/LG	RIGHT REAR SPEAKER (+)
16	X296 18DG/GY	RIGHT REAR SPEAKER (-)
17	-	-
18	P806 22LG/WT (110V A/C INVERTER)	INVERTER STATUS INDICATOR DRIVER
19	X300 18GY/BR (PREMIUM AUDIO)	AMPLIFIED SUBWOOFER 1 (+)
20	X390 18DG/BR (PREMIUM AUDIO)	AMPLIFIED SUBWOOFER 1 (-)
21	-	-
22	E12 20OR/GY	PANEL LAMPS DRIVER
23	-	-
24	P801 20LG (110V A/C INVERTER)	110 VOLT AC LINE 1
25	P802 20LG/OR (110V A/C INVERTER)	110 VOLT AC LINE 2
26	-	-



C206 - LT. GRAY (INSTRUMENT PANEL SIDE) 10 WAY

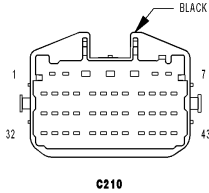
CAV	CIRCUIT	FUNCTION
1	L1 18WT/RD	BACKUP LAMP FEED
2	X712 22DG/LB	MICROPHONE 1 IN (+)
3	X792 22DB	MICROPHONE IN (-)
4	X835 22OR/GY	SENSOR GROUND
5	F943 20PK/LG	FUSED IGNITION RUN/START CONTROL OUTPUT
6	-	-
7	X722 22LB/DG	MICROPHONE 2 IN (+)
8	X793 22DG/YL	MICROPHONE FEED
9	-	-
10	Z911 20BK/LG	GROUND



C206 - LT. GRAY (MIRROR INTERIOR JUMPER SIDE) 10 WAY

CAV	CIRCUIT	FUNCTION
1	L1 18WT/LG	BACKUP LAMP FEED
2	X712 22DG/LB (HANDS FREE)	MICROPHONE 1 IN (+)
3	X792 22LB/DG (HANDS FREE)	MICROPHONE IN (-)
4	X835 22OR/GY	SENSOR GROUND
5	F943 20PK/LG	FUSED IGNITION RUN/START CONTROL OUTPUT
6	-	-

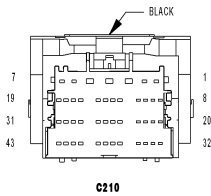
7	X722 22LB/DG (HANDS FREE)	MICROPHONE 2 IN (+)
8	X793 22DG/YL (HANDS FREE)	MICROPHONE FEED
9	-	-
10	Z911 20BK/LG	GROUND



C210 - BLACK (BODY SIDE) 43 WAY

CAV	CIRCUIT	FUNCTION
1	A412 18RD	FUSED B(+) (I.O.D.)
2	A108 18LG/RD	FUSED B(+)
3	A116 14YL/RD	FUSED B(+)
4	C7 10DB	BLOWER MOTOR SUPPLY
5	A207 18RD/LG	FUSED B(+)
6	F306 18DB/PK	FUSED IGNITION RUN/ACCESSORY CONTROL OUTPUT
7	L51 18WT	BRAKE LAMP SWITCH OUTPUT
8	A413 20RD/LB (SATELLITE VIDEO)	FUSED B(+) (I.O.D.)
9	A106 20LB/RD	FUSED B(+)
10	F201 20PK/OR	FUSED IGNITION RUN/START CONTROL OUTPUT
11	A417 20RD/WT	FUSED B(+)
12	A128 20RD/OR (ADJUSTABLE PEDALS)	ADJUSTABLE PEDALS MOTOR DRIVER
13	F921 20PK/YL	FUSED IGNITION RUN CONTROL OUTPUT
14	A901 20RD	FUSED B(+)
15	A300 20GY	FUSED B(+)
16	F943 20PK/LG	FUSED IGNITION RUN/START CONTROL OUTPUT
17	A909 20RD/GY	FUSED B(+)
18	L91 22WT/BR	HAZARD SWITCH SENSE
19	L1 18WT/RD	BACKUP LAMP FEED
20	D51 22WT/LB	CAN C BUS (-)
21	G493 22OR/VT (MEMORY ADJUSTABLE PEDALS)	POSITION SENSOR GROUND
22	L14 20WT/TN	CARGO LAMP DRIVER
23	X205 18GY/LG	LEFT REAR SPEAKER (+)
24	X201 18GY/VT	LEFT FRONT SPEAKER (+)
25	C91 20DB/LG (HEATED STEERING WHEEL)	HEATED STEERING WHEEL FEED
26	C986 20GY/DB (HEATED STEERING WHEEL)	HEATED STEERING WHEEL RETURN
27	F100 20PK/VT	FUSED IGNITION RUN CONTROL OUTPUT
28	-	-
29	F941 20PK	IGNITION RUN/START CONTROL OUTPUT
30	R261 20LB/YL	DRIVER SEAT POSITION SENSOR DATA
31	R263 20LB	DRIVER SEAT POSITION SENSOR VOLTAGE

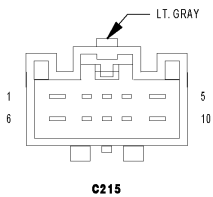
32	L17 16WT/LG	PARK LAMP FEED
33	D52 22WT/LG	CAN C BUS (+)
34	B25 22DG/WT	PARK BRAKE SWITCH SENSE
35	X295 18GY/DG	LEFT REAR SPEAKER (-)
36	X291 18GY/YL	LEFT FRONT SPEAKER (-)
37	D71 22WT/DB	DIAGNOSTIC CAN C (-)
38	D72 22WT/DG	DIAGNOSTIC CAN C (+)
39	F20 20PK/WT	IGNITION RUN/START CONTROL OUTPUT
40	R57 20LG/GY	DRIVER SEAT BELT BUCKLE SWITCH SENSE
41	R59 20LG/TN	DRIVER SEAT BELT BUCKLE SWITCH GROUND
42	D464 20WT/YL	DYNAMICS SENSOR LOW DATA LINK
43	D465 20WT/VT	DYNAMICS SENSOR HIGH DATA LINK



C210 - BLACK (INSTRUMENT PANEL SIDE) 43 WAY

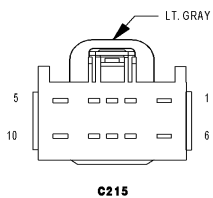
CAV	CIRCUIT	FUNCTION
1	A412 18RD	FUSED B(+) (I.O.D.)
2	A108 18LG/RD	FUSED B(+)
3	A116 14YL/RD	FUSED B(+)
4	C7 10DB	BLOWER MOTOR SUPPLY
5	A207 18RD/LG	FUSED B(+)
6	F306 18DB/PK	FUSED IGNITION RUN/ACCESSORY CONTROL OUTPUT
7	L51 18WT	BRAKE LAMP SWITCH OUTPUT
8	A413 20RD/LB (SATELLITE VIDEO)	FUSED B(+) (I.O.D.)
9	A106 20LB/RD	FUSED B(+)
10	F201 20PK/OR	FUSED IGNITION RUN/START CONTROL OUTPUT
11	A417 20RD/WT	FUSED B(+)
12	A128 20RD/OR (ADJUSTABLE PEDALS)	ADJUSTABLE PEDALS MOTOR DRIVER
13	F921 20PK/YL	FUSED IGNITION RUN CONTROL OUTPUT
14	A901 20RD	FUSED B(+)
15	A300 20GY (HANDS FREE)	FUSED B(+)
16	F943 20PK/LG	FUSED IGNITION RUN/START CONTROL OUTPUT
17	A909 20RD/GY	FUSED B(+)
18	L91 22WT/BR	HAZARD SWITCH SENSE
19	L1 18WT/RD (TRAILER TOW)	BACKUP LAMP FEED
20	D51 22WT/LB	CAN C BUS (-)
21	G493 22OR/VT (MEMORY ADJUSTABLE PEDALS)	POSITION SENSOR GROUND
22	L14 20WT/TN	CARGO LAMP DRIVER
23	X205 18GY/LG	LEFT REAR SPEAKER (+)

24	X201 18GY/VT	LEFT FRONT SPEAKER (+)
25	C91 20DB/LG (HEATED STEERING WHEEL)	HEATED STEERING WHEEL FEED
26	C986 20GY/DB	HEATED STEERING WHEEL RETURN
27	F100 20PK/VT	FUSED IGNITION RUN CONTROL OUTPUT
28	-	-
29	F941 20PK	IGNITION RUN/START CONTROL OUTPUT
30	R261 20LB/YL	DRIVER SEAT POSITION SENSOR DATA
31	R263 20LB	DRIVER SEAT POSITION SENSOR VOLTAGE
32	L17 16WT/LG (PREMIUM)	PARK LAMP FEED
33	D52 22WT/LG	CAN C BUS (+)
34	B25 22DG/WT	PARK BRAKE SWITCH SENSE
35	X295 18GY/DG	LEFT REAR SPEAKER (-)
36	X291 18GY/YL	LEFT FRONT SPEAKER (-)
37	D71 22WT/DB	DIAGNOSTIC CAN C (-)
38	D72 22WT/DG	DIAGNOSTIC CAN C (+)
39	F20 20PK/WT	IGNITION RUN/START CONTROL OUTPUT
40	R57 20LG/GY	DRIVER SEAT BELT BUCKLE SWITCH SENSE
41	R59 20LG/TN	DRIVER SEAT BELT BUCKLE SWITCH GROUND
42	D464 22WT/YL	DYNAMICS SENSOR LOW DATA LINK
43	D465 22WT/VT	DYNAMICS SENSOR HIGH DATA LINK



C215 - LT. GRAY (BODY SIDE) 10 WAY

CAV	CIRCUIT	FUNCTION
1	F931 18PK/YL (HEATED STEERING WHEEL)	FUSED IGNITION RUN CONTROL OUTPUT
2	X970 22DG/BR (REAR CAMERA)	CAMERA SIGNAL
3	Q102 22OR/LB (MEMORY ADJUSTABLE PEDALS)	ADJUSTABLE PEDALS SWITCH FORWARD
4	X972 22NA (REAR CAMERA)	CAMERA SHIELD
5	P205 20LG/WT (MEMORY ADJUSTABLE PEDALS)	ADJUSTABLE PEDALS MOTOR FORWARD
6	P206 20LG/LB (MEMORY ADJUSTABLE PEDALS)	ADJUSTABLE PEDALS MOTOR REARWARD
7	X971 22DG/OR (REAR CAMERA)	CAMERA RETURN
8	Q103 22OR/LG (MEMORY ADJUSTABLE PEDALS)	ADJUSTABLE PEDALS SWITCH REARWARD
9	G13 22VT/LB (MEMORY ADJUSTABLE PEDALS)	ADJUSTABLE PEDALS SENSOR SUPPLY
10	-	-

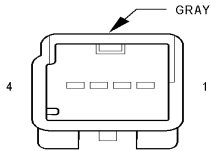


C215 - LT. GRAY (INSTRUMENT PANEL SIDE) 10 WAY

CAV	CIRCUIT	FUNCTION
1	F931 18PK/YL (HEATED STEERING WHEEL)	FUSED IGNITION RUN CONTROL OUTPUT

C215

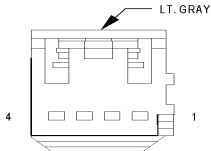
2	X970 22DG/BR (REAR CAMERA)	CAMERA SIGNAL
3	Q102 22OR/LB (MEMORY ADJUSTABLE PEDALS)	ADJUSTABLE PEDALS SWITCH FORWARD
4	X972 22NA (REAR CAMERA)	CAMERA SHIELD
5	P205 20LG/WT (MEMORY ADJUSTABLE PEDALS)	ADJUSTABLE PEDALS MOTOR FORWARD
6	P206 20LG/LB (MEMORY ADJUSTABLE PEDALS)	ADJUSTABLE PEDALS MOTOR REARWARD
7	X971 22DG/OR (REAR CAMERA)	CAMERA RETURN
8	Q103 22OR/LB (MEMORY ADJUSTABLE PEDALS)	ADJUSTABLE PEDALS SWITCH REARWARD
9	G13 22VT/LB (MEMORY ADJUSTABLE PEDALS)	ADJUSTABLE PEDALS SENSOR SUPPLY
10	-	-



**C233
(FLOOR SHIFT)**

C233 (FLOOR SHIFT) - GRAY (SHIFTER JUMPER SIDE) 4 WAY

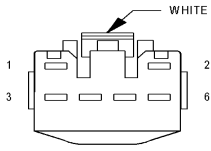
CAV	CIRCUIT	FUNCTION
1	T824 22YL/DB	TRS PARK SIGNAL
2	Z911 22BK/LG	GROUND
3	K321 22BR/YL	BTSI CONTROL
4	-	-



**C233
(FLOOR SHIFT)**

C233 (FLOOR SHIFT) - LT. GRAY (INSTRUMENT PANEL SIDE) 4 WAY

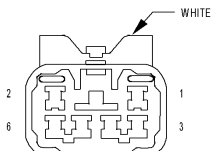
CAV	CIRCUIT	FUNCTION
1	T824 22YL/DB	TRS PARK SIGNAL
2	Z911 22BK/LG	GROUND
3	K321 22BR/YL	BTSI CONTROL
4	-	-



**C234
(FLOOR SHIFT)**

C234 (FLOOR SHIFT) - WHITE (INSTRUMENT PANEL SIDE) 6 WAY

CAV	CIRCUIT	FUNCTION
1	T5 22DG/YL	AUTOSTICK (ERS) SIGNAL
2	K900 22DB/DG	SENSOR GROUND
3	-	-
4	-	-
5	-	-
6	E12 20OR/GY	PANEL LAMPS

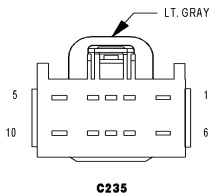


C234 (FLOOR SHIFT) - WHITE (SHIFTER JUMPER SIDE) 6 WAY

CAV	CIRCUIT	FUNCTION

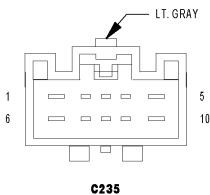


1	T5 22DG/YL	AUTOSTICK (ERS) SIGNAL
2	K900 2DB/DG	SENSOR GROUND
3	-	-
4	-	-
5	-	-
6	E12 20OR/GY	PANEL LAMPS DRIVER



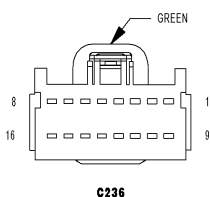
C235 - LT. GRAY (CENTER CONSOLE SIDE) 10 WAY

CAV	CIRCUIT	FUNCTION
1	F931 18PK/YL	FUSED IGNITION RUN CONTROL OUTPUT
2	P184 22LG/YL	RIGHT REAR HEATED SEAT HIGH INDICATOR DRIVER
3	P182 22LG/OR	RIGHT REAR HEATED SEAT LOW INDICATOR DRIVER
4	P166 22LG/DB	RIGHT REAR HEATED SEAT SWITCH SENSE
5	E12 20OR/GY	PANEL LAMPS DRIVER
6	-	-
7	P183 22LG/YL	LEFT REAR HEATED SEAT HIGH INDICATOR DRIVER
8	P181 22LG	LEFT REAR HEATED SEAT LOW INDICATOR DRIVER
9	P165 22LG/LB	LEFT REAR HEATED SEAT SWITCH SENSE
10	Z910 20BK	GROUND



C235 - LT. GRAY (INSTRUMENT PANEL SIDE) 10 WAY

CAV	CIRCUIT	FUNCTION
1	F931 18PK/YL	FUSED IGNITION RUN CONTROL OUTPUT
2	P184 22LG/GY	RIGHT REAR HEATED SEAT HIGH INDICATOR DRIVER
3	P182 22LG/OR	RIGHT REAR HEATED SEAT LOW INDICATOR DRIVER
4	P166 22LG/DB	RIGHT REAR HEATED SEAT SWITCH SENSE
5	E12 20OR/GY	PANEL LAMPS DRIVER
6	-	-
7	P183 22LG/YL	LEFT REAR HEATED SEAT HIGH INDICATOR DRIVER
8	P181 22LG	LEFT REAR HEATED SEAT LOW INDICATOR DRIVER
9	P165 22LG/LB	LEFT REAR HEATED SEAT SWITCH SENSE
10	Z910 20BK/TN	GROUND

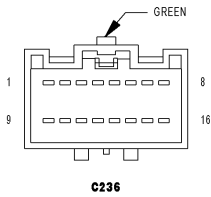


C236 - GREEN (INSTRUMENT PANEL SIDE) 16 WAY

CAV	CIRCUIT	FUNCTION
1	A417 20RD/WT	FUSED B(+)

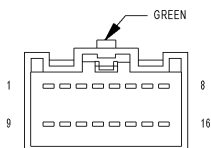
C236

2	-	-
3	-	-
4	-	-
5	V38 22VT/OR	S/C SIGNAL 2
6	V37 22VT	S/C SIGNAL 1
7	-	-
8	R80 20VT/LB	RIGHT FRONT IMPACT SENSOR SIGNAL
9	K900 22DB/DG	SENSOR GROUND
10	T5 22DG/YL	AUTOSTICK (ERS) SIGNAL
11	B15 20DG/WT	BRAKE SIGNAL 1
12	B16 20LB/DG	BRAKE SIGNAL 2
13	-	-
14	V937 22VT/BR	S/C SWITCH GROUND
15	-	-
16	R82 20WT/LB	RIGHT FRONT IMPACT SENSOR GROUND



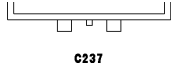
C236 - GREEN (RIGHT DASH SIDE) 16 WAY

CAV	CIRCUIT	FUNCTION
1	A417 20RD/WT	FUSED B(+)
2	-	-
3	-	-
4	-	-
5	V38 22VT/OR	S/C SIGNAL 2
6	V37 22VT	S/C SIGNAL 1
7	-	-
8	R80 20VT/LB	RIGHT FRONT IMPACT SENSOR SIGNAL
9	K900 22DB/DG	SENSOR GROUND
10	T5 22DG/YL	AUTOSTICK (ERS) SIGNAL
11	B15 20DG/WT	BRAKE SIGNAL 1
12	B16 20LB/DG	BRAKE SIGNAL 2
13	-	-
14	V937 22VT/BR	S/C SWITCH GROUND
15	-	-
16	R82 20WT/LB	RIGHT FRONT IMPACT SENSOR GROUND

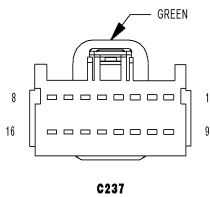


C237 - GREEN (INSTRUMENT PANEL SIDE) 16 WAY

CAV	CIRCUIT	FUNCTION
-----	---------	----------

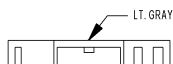


1	D264 22WT/OR	CAN IHS BUS (125K) (-)
2	-	-
3	C83 22DB/WT	IR SENSOR SIGNAL
4	C830 22DB/YL (ATC)	IR SENSOR RETURN
5	Z912 20BK/OR	GROUND
6	X974 22DG/WT (SATELLITE VIDEO)	SATELLITE VIDEO SIGNAL
7	X973 22DG/BK (SATELLITE VIDEO)	SATELLITE COMMON VIDEO SIGNAL
8	D264 22WT/OR	CAN IHS BUS (125K) (-)
9	D265 22WT/GY	CAN IHS BUS (125K) (+)
10	A413 20RD/LB (SATELLITE VIDEO)	FUSED B(+) (I.O.D.)
11	Z910 18BK/TN	GROUND
12	M27 20YL/LB	READING LAMPS DRIVER
13	M24 20YL/WT	COURTESY LAMPS DRIVER
14	X975 22DG/VT (SATELLITE VIDEO)	SATELLITE VIDEO SHIELD
15	D506 22WT/DG	LIN BUS
16	D265 22WT/GY	CAN IHS BUS (125K) (+)

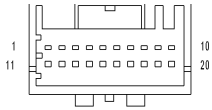


C237 - GREEN (LEFT HEADLINER SIDE) 16 WAY

CAV	CIRCUIT	FUNCTION
1	D264 22 WT/OR	CAN IHS BUS (125K) (-)
2	-	-
3	C83 22DB/WT (INFRARED)	IR SENSOR SIGNAL
4	C830 22DB/YL	IR SENSOR RETURN
5	Z912 20BK/OR (DVD)	GROUND
6	X974 22DG/WT (DVD)	SATELLITE VIDEO SIGNAL
7	X973 22DG/BK (DVD)	SATELLITE COMMON VIDEO SIGNAL
8	D264 22WT/OR	CAN IHS BUS (125K) (-)
9	D265 22WT/GY	CAN IHS BUS (125K) (+)
10	A413 20RD/LB (DVD)	FUSED B(+) (I.O.D.)
11	Z910 20BK/TN (BASE)	GROUND
11	Z910 18BK/TN (PREMIUM)	GROUND
12	M27 20YL/LB (PREMIUM)	READING LAMPS DRIVER
13	M24 20YL/WT	COURTESY LAMPS DRIVER
14	X975 22NA (DVD)	SATELLITE VIDEO SHIELD
15	D506 22WT/DG	LIN BUS
16	D265 22WT/GY	CAN IHS BUS (125K) (+)

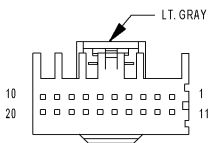


C238 (DVD) - LT. GRAY (INSTRUMENT PANEL SIDE) 20 WAY



**C238
(DVD)**

CAV	CIRCUIT	FUNCTION
1	X551 22DG/VT	AUDIO LEFT 3
2	X552 22GY/DB	AUDIO RETURN 3
3	X550 22DG/YL	AUDIO RIGHT 3
4	X538 22DG/WT	AUDIO RIGHT 1
5	X539 22DG/TN	AUDIO LEFT 1
6	X540 22GY/VT	AUDIO RETURN 1
7	X545 22DG/LB	AUDIO LEFT 2
8	X544 22DG/DB	AUDIO RIGHT 2
9	X546 22GY/OR	AUDIO RETURN 2
10	X534 22GY/BR	VIDEO SIGNAL 1
11	X543 22DG/BR	VIDEO SHIELD 2
12	X542 22GY/LB	VIDEO COMMON 2
13	X541 22GY/LB	VIDEO SIGNAL 2
14	X918 22GY	SATELLITE COMMON AUDIO SIGNAL
15	X18 22GY/BK	SATELLITE RIGHT AUDIO SIGNAL
16	X19 22GY/RD	SATELLITE LEFT AUDIO SIGNAL
17	-	-
18	-	-
19	X535 22GY/PK	VIDEO COMMON 1
20	X536 22DG/TN	VIDEO SHIELD 1

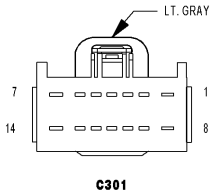


**C238
(DVD)**

C238 (DVD) - LT. GRAY (LEFT HEADLINER SIDE) 20 WAY

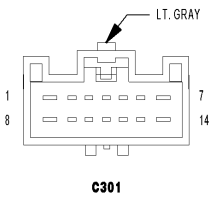
CAV	CIRCUIT	FUNCTION
1	X551 22DG/VT	AUDIO LEFT 3
2	X552 22GY/DB	AUDIO RETURN 3
3	X550 22DG/YL	AUDIO RIGHT 3
4	X538 22DG/WT	AUDIO RIGHT 1
5	X539 22DG/TN	AUDIO LEFT 1
6	X540 22GY/VT	AUDIO RETURN 1
7	X545 22DG/LB	AUDIO LEFT 2
8	X544 22DG/DB	AUDIO RIGHT 2
9	X546 22GY/OR	AUDIO RETURN 2
10	X534 22GY/BR	VIDEO SIGNAL 1
11	X543 22NA	VIDEO SHIELD 2
12	X542 22GY/YL	VIDEO COMMON 2
13	X541 22GY/LB	VIDEO SIGNAL 2

14	X918 22GY	SATELLITE COMMON AUDIO SIGNAL
15	X18 22GY/BK	SATELLITE RIGHT AUDIO SIGNAL
16	X19 22GY/RD	SATELLITE LEFT AUDIO SIGNAL
17	-	-
18	-	-
19	X535 22GY/PK	VIDEO COMMON 1
20	X536 22NA	VIDEO SHIELD 1



C301 (QUAD CAB/CREW CAB) - LT. GRAY (BODY SIDE) 14 WAY

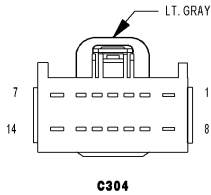
CAV	CIRCUIT	FUNCTION
1	A214 16RD/LB (POWER LOCKS)	FUSED B(+)
2	-	-
3	-	-
4	D264 22WT/OR (POWER LOCKS)	CAN IHS BUS (125K) (-)
5	R140 20TN	RIGHT SIDE IMPACT PRESSURE SENSOR SIGNAL
6	X202 18DG/VT	AMPLIFIED RIGHT FRONT DOOR SPEAKER (+)
7	Z909 14BK/WT	GROUND
8	P4 16TN/BR (POWER LOCKS)	PASSENGER DOOR UNLOCK DRIVER
9	G74 20VT/WT (POWER LOCKS)	PASSENGER DOOR AJAR SWITCH SENSE
10	F981 20PK/YL	FUSED IGNITION RUN/ACCESSORY CONTROL OUTPUT
11	D265 22WT/GY (POWER LOCKS)	CAN IHS BUS (125K) (+)
12	R160 20BR (POWER LOCKS)	RIGHT SIDE IMPACT PRESSURE SENSOR GROUND
13	X292 18DG/YL (POWER LOCKS)	AMPLIFIED RIGHT FRONT DOOR SPEAKER (-)
14	P2 16LG/GY (POWER LOCKS)	PASSENGER DOOR LOCK DRIVER



C301 (QUAD CAB/CREW CAB) - LT. GRAY (RIGHT FRONT DOOR SIDE) 14 WAY

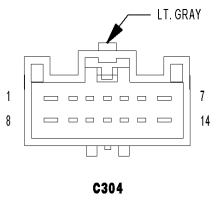
CAV	CIRCUIT	FUNCTION
1	A214 16RD/LB (POWER LOCKS)	FUSED B(+)
2	-	-
3	-	-
4	D264 22WT/OR (POWER LOCKS)	CAN IHS BUS (125K) (-)
5	R140 20TN	RIGHT SIDE IMPACT PRESSURE SENSOR SIGNAL
6	X202 18DG/VT (POWER LOCKS)	AMPLIFIED RIGHT FRONT DOOR SPEAKER (+)
7	Z909 22BK/WT (EXCEPT POWER LOCKS)	GROUND
7	Z909 16BK/WT (POWER LOCKS)	GROUND
8	P4 18TN/BR	PASSENGER DOOR UNLOCK DRIVER
9	G74 20VT/WT	PASSENGER DOOR AJAR SWITCH SENSE

10	F981 20PK/YL (POWER LOCKS)	FUSED IGNITION RUN/ACCESSORY CONTROL OUTPUT
11	D265 22WT/GY (POWER LOCKS)	CAN IHS BUS (125K) (+)
12	R160 20BR	RIGHT SIDE IMPACT PRESSURE SENSOR GROUND
13	X292 18DG/YL	AMPLIFIED RIGHT FRONT DOOR SPEAKER (-)
14	P2 18LG/GY	PASSENGER DOOR LOCK DRIVER



C304 - LT. GRAY (BODY SIDE) 14 WAY

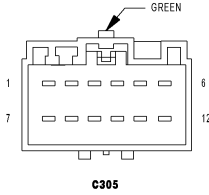
CAV	CIRCUIT	FUNCTION
1	A215 16RD/LG (EXCEPT BASE)	FUSED B(+)
2	A855 20DG/RD (EXCEPT BASE)	FUSED B(+)
3	G200 22VT/BR (EXCEPT BASE)	MEMORY SELECT SWITCH MUX
4	D264 22WT/OR (EXCEPT BASE)	CAN IHS BUS (125K) (-)
5	R130 20LG/DB	LEFT SIDE IMPACT PRESSURE SENSOR SIGNAL
6	X201 18GY/VT	LEFT FRONT SPEAKER (+)
7	Z905 14BK/DG	GROUND
8	P1 16TN/LG (EXCEPT BASE)	DRIVER DOOR UNLOCK DRIVER
9	G75 22VT	DRIVER DOOR AJAR SWITCH SENSE
10	G920 22VT/YL (EXCEPT BASE)	MEMORY SELECT SWITCH RETURN
11	D265 22WT/GY (EXCEPT BASE)	CAN IHS BUS (125K) (+)
12	R150 20DB	LEFT SIDE IMPACT PRESSURE SENSOR GROUND
13	X291 18GY/YL	LEFT FRONT SPEAKER (-)
14	P3 16TN/WT (EXCEPT BASE)	DRIVER DOOR LOCK DRIVER



C304 - LT. GRAY (LEFT FRONT DOOR SIDE) 14 WAY

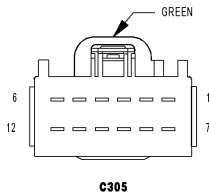
CAV	CIRCUIT	FUNCTION
1	A215 16RD/LG (EXCEPT BASE)	FUSED B(+)
2	A855 20DG/RD (EXCEPT BASE)	FUSED B(+)
3	G200 22VT/BR (EXCEPT BASE)	MEMORY SELECT SWITCH MUX
4	D264 22WT/OR (EXCEPT BASE)	CAN IHS BUS (125K) (-)
5	R130 20LG/DB	LEFT SIDE IMPACT PRESSURE SENSOR SIGNAL
6	X201 18GY/VT	LEFT FRONT SPEAKER (+)
7	Z905 22BK/DG (BASE)	GROUND
7	Z905 14BK/DG (QUAD CAB/CREW CAB/EXCEPT BASE)	GROUND
7	Z905 16BK/DG (STANDARD CAB/EXCEPT BASE)	GROUND
8	P1 18TN/LG (EXCEPT BASE)	DRIVER DOOR UNLOCK DRIVER
9	G75 22VT	DRIVER DOOR AJAR SWITCH SENSE
10	G920 22VT/YL (EXCEPT BASE)	MEMORY SELECT SWITCH RETURN

11	D265 22WT/GY (EXCEPT BASE)	CAN IHS BUS (125K) (+)
12	R150 20DB	LEFT SIDE IMPACT PRESSURE SENSOR GROUND
13	X291 18GY/YL	LEFT FRONT SPEAKER (-)
14	P3 18TN/WT (EXCEPT BASE)	DRIVER DOOR LOCK DRIVER



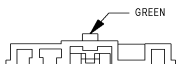
C305 - BLACK (DRIVER DOOR SIDE) 16 WAY

CAV	CIRCUIT	FUNCTION
1	F30 14PK/YL	IGNITION RUN/ACCESSORY CONTROL OUTPUT
2	-	-
3	Q15 14OR/LG	WINDOW LOCK OUT SWITCH OUTPUT
4	-	-
5	Q411 14OR/WT	MASTER WINDOW SWITCH LEFT REAR (UP)
6	Q611 14OR/GY	MASTER WINDOW SWITCH LEFT REAR (DOWN)
7	-	-
8	Q412 14OR/LB	MASTER WINDOW SWITCH RIGHT REAR (UP)
9	Q612 14OR/DB	MASTER WINDOW SWITCH RIGHT REAR (DOWN)
9	-	-
10	-	-
11	-	-
12	-	-

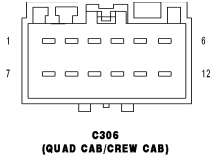


C305 - GREEN (BODY SIDE) 12 WAY

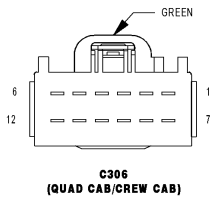
CAV	CIRCUIT	FUNCTION
1	F30 14PK/YL	IGNITION RUN/ACCESSORY CONTROL OUTPUT
2	-	-
3	Q15 14OR/LB	WINDOW LOCK OUT SWITCH OUTPUT
4	-	-
5	Q411 14OR/WT	MASTER WINDOW SWITCH LEFT REAR (UP)
6	Q611 14OR/GY	MASTER WINDOW SWITCH LEFT REAR (DOWN)
7	-	-
8	Q412 14OR/LB	MASTER WINDOW SWITCH RIGHT REAR (UP)
9	Q612 14OR/DB	MASTER WINDOW SWITCH RIGHT REAR (DOWN)
10	-	-
11	-	-
12	-	-



C306 (QUAD CAB/CREW CAB) - (LEFT REAR DOOR SIDE) 12 WAY

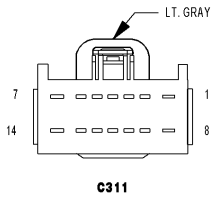


CAV	CIRCUIT	FUNCTION
1	P5 18TN/OR	LEFT REAR DOOR UNLOCK DRIVER
2	P32 18TN/VT	LEFT REAR DOOR LOCK DRIVER
3	G77 22VT/GY	LEFT REAR DOOR AJAR SWITCH SENSE
4	-	-
5	Q15 14OR/LB	WINDOW LOCK OUT SWITCH OUTPUT
6	Q411 14OR/WT	MASTER WINDOW SWITCH LEFT REAR (UP)
7	Z906 14BK	GROUND
8	-	-
9	X295 18GY/DG	LEFT REAR SPEAKER (-)
10	X205 18GY/LG	LEFT REAR SPEAKER (+)
11	-	-
12	Q611 14OR/GY	MASTER WINDOW SWITCH LEFT REAR (DOWN)



C306 (QUAD CAB/CREW CAB) - GREEN (BODY SIDE) 12 WAY

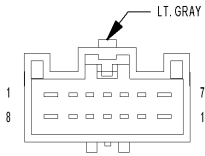
CAV	CIRCUIT	FUNCTION
1	P5 16TN/OR	LEFT REAR DOOR UNLOCK DRIVER
2	P32 16TN/VT	LEFT REAR DOOR LOCK DRIVER
3	G77 22VT/GY	LEFT REAR DOOR AJAR SWITCH SENSE
4	-	-
5	Q15 14OR/LB	WINDOW LOCK OUT SWITCH OUTPUT
6	Q411 14OR/WT	MASTER WINDOW SWITCH LEFT REAR (UP)
7	Z906 14BK	GROUND
8	-	-
9	X295 18GY/DG	LEFT REAR SPEAKER (-)
10	X205 18GY/LG	LEFT REAR SPEAKER (+)
11	-	-
12	Q611 14OR/GY	MASTER WINDOW SWITCH LEFT REAR (DOWN)



C311 - LT. GRAY (BODY SIDE) 14 WAY

CAV	CIRCUIT	FUNCTION
1	-	-
2	G920 22VT/YL (MEMORY)	MEMORY SELECT SWITCH RETURN
3	D264 22WT/OR (HEATED SEATS)	CAN IHS BUS (125K) (-)
4	D265 22WT/GY (HEATED SEATS)	CAN IHS BUS (125K) (+)
5	R263 20LB	DRIVER SEAT POSITION SENSOR VOLTAGE

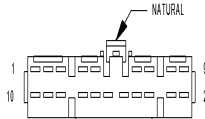
6	R261 20LB/YL	DRIVER SEAT POSITION SENSOR DATA
7	F930 18PK/YL (HEATED SEATS)	FUSED IGNITION RUN CONTROL OUTPUT
8	A907 14OR/RD (HEATED SEATS)	FUSED B(+)
9	-	-
10	F931 18PK/YL (HEATED SEATS)	FUSED IGNITION RUN CONTROL OUTPUT
11	G200 22VT/BR (MEMORY)	MEMORY SELECT SWITCH MUX
12	R57 20LG/GY	DRIVER SEAT BELT BUCKLE SWITCH SENSE
13	R59 20LG/TN	DRIVER SEAT BELT BUCKLE SWITCH GROUND
14	Z909 14BK/WT (POWER SEATS)	GROUND



C311

C311 - LT. GRAY (LEFT SEAT SIDE) 14 WAY

CAV	CIRCUIT	FUNCTION
1	-	-
2	G920 22VT/YL (MEMORY)	MEMORY SELECT SWITCH RETURN
3	D264 22WT/OR (HEATED SEATS)	CAN IHS BUS (125K) (-)
4	D265 22WT/GY (HEATED SEATS)	CAN IHS BUS (125K) (+)
5	R263 20LB/VT	DRIVER SEAT POSITION SENSOR VOLTAGE
6	R261 20LB/WT	DRIVER SEAT POSITION SENSOR DATA
7	F930 18PK/YL (HEATED SEATS)	FUSED IGNITION RUN CONTROL OUTPUT
8	A907 14OR/RD (HEATED SEATS)	FUSED B(+)
9	-	-
10	F931 18PK/YL (HEATED SEATS)	FUSED IGNITION RUN CONTROL OUTPUT
11	G200 22VT/BR (MEMORY)	MEMORY SELECT SWITCH MUX
12	R57 20LG/GY	DRIVER SEAT BELT BUCKLE SWITCH SENSE
13	R59 20LG/TN	DRIVER SEAT BELT BUCKLE SWITCH GROUND
14	Z909 14BK/WT (POWER SEATS)	GROUND

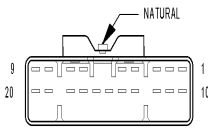


**C314
(EXCEPT VENTED SEATS)**

C314 (EXCEPT VENTED SEATS) - NATURAL (BODY SIDE) 20 WAY

CAV	CIRCUIT	FUNCTION
1	P177 20LG/GY (HEATED SEATS)	LEFT REAR SEAT HEATER CONTROL
2	P672 22TN/WT (HEATED SEATS)	LEFT REAR HEATED SEAT TEMP SENSE
3	Z999 20BK (HEATED SEATS)	GROUND
4	P688 22TN/DB (HEATED SEATS)	RIGHT FRONT HEATED SEAT TEMP SENSE
5	G13 22VT/LB (MEMORY)	ADJUSTABLE PEDALS SENSOR SUPPLY
6	G493 22OR/VT (MEMORY)	POSITION SENSOR GROUND
7	-	-
8	P673 22TN/OR (HEATED SEATS)	RIGHT REAR HEATED SEAT TEMP SENSE

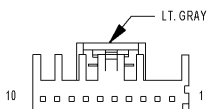
9	P178 20LG/GY (HEATED SEATS)	RIGHT REAR SEAT HEATER CONTROL
10	P205 20LG/WT (MEMORY)	ADJUSTABLE PEDALS MOTOR FORWARD
11	P206 20LG/LB (MEMORY)	ADJUSTABLE PEDALS MOTOR REARWARD
12	P188 20LG/VT (MEMORY)	RIGHT FRONT SEAT HEATER CONTROL
13	P422 22LG/BR	RIGHT SEAT VENT FEED
14	C986 20GY/DB (HEATED SEATS)	HEATED STEERING WHEEL RETURN
15	-	-
16	P922 22BR/LG	RIGHT SEAT VENT RETURN
17	Q102 22OR/LB (MEMORY)	ADJUSTABLE PEDALS SWITCH FORWARD
18	C91 20DB/LG (MEMORY)	HEATED STEERING WHEEL FEED
19	P968 22TN/WT (HEATED SEATS)	HEATED SEAT SENSOR RETURN
20	Q103 22OR/LG (MEMORY)	ADJUSTABLE PEDALS SWITCH REARWARD



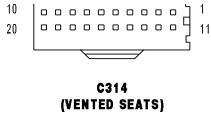
**C314
(EXCEPT VENTED SEATS)**

C314 (EXCEPT VENTED SEATS) - NATURAL (LEFT SEAT SIDE) 20 WAY

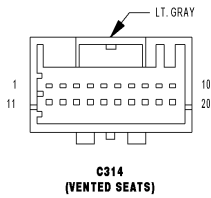
CAV	CIRCUIT	FUNCTION
1	P177 20LG/GY (HEATED SEATS)	LEFT REAR SEAT HEATER CONTROL
2	P672 22TN/WT (HEATED SEATS)	LEFT REAR HEATED SEAT TEMP SENSE
3	Z999 20BK (HEATED SEATS)	GROUND
4	P688 22TN/DB (HEATED SEATS)	RIGHT FRONT HEATED SEAT TEMP SENSE
5	G13 22VT/LB (MEMORY)	ADJUSTABLE PEDALS SENSOR SUPPLY
6	G493 22OR/VT (MEMORY)	POSITION SENSOR GROUND
7	-	-
8	P673 22TN/OR (HEATED SEATS)	RIGHT REAR HEATED SEAT TEMP SENSE
9	P178 20LG/GY (HEATED SEATS)	RIGHT REAR SEAT HEATER CONTROL
10	P205 20LG/WT (MEMORY)	ADJUSTABLE PEDALS MOTOR FORWARD
11	P206 20LG/LB (MEMORY)	ADJUSTABLE PEDALS MOTOR REARWARD
12	P188 20LG/VT (MEMORY)	RIGHT FRONT SEAT HEATER CONTROL
13	-	-
14	C986 20GY/DB (HEATED SEATS)	HEATED STEERING WHEEL RETURN
15	-	-
16	-	-
17	Q102 22OR/LB (MEMORY)	ADJUSTABLE PEDALS SWITCH FORWARD
18	C91 20DB/LG (MEMORY)	HEATED STEERING WHEEL FEED
19	P968 22TN/WT (HEATED SEATS)	HEATED SEAT SENSOR RETURN
20	Q103 22OR/LG (MEMORY)	ADJUSTABLE PEDALS SWITCH REARWARD



C314 (VENTED SEATS) - LT. GRAY (BODY SIDE) 20 WAY



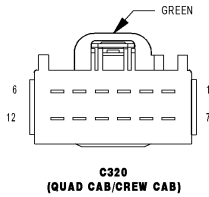
CAV	CIRCUIT	FUNCTION
1	P177 20LG/GY	LEFT REAR SEAT HEATER CONTROL
2	P672 22TN/WT	LEFT REAR HEATED SEAT TEMP SENSE
3	P688 22TN/DB	RIGHT FRONT HEATED SEAT TEMP SENSE
4	Q102 22OR/LB	ADJUSTABLE PEDALS SWITCH FORWARD
5	P922 22BR/LG	RIGHT SEAT VENT RETURN
6	P422 22LG/BR	RIGHT SEAT VENT FEED
7	-	-
8	P178 20LG/GY	RIGHT REAR SEAT HEATER CONTROL
9	-	-
10	P205 20LG/WT (MEMORY)	ADJUSTABLE PEDALS MOTOR FORWARD
11	P206 20LG/LB (MEMORY)	ADJUSTABLE PEDALS MOTOR REARWARD
12	C986 20GY/DB	HEATED STEERING WHEEL RETURN
13	-	-
14	Q103 22OR/LG (MEMORY)	ADJUSTABLE PEDALS SWITCH REARWARD
15	P188 20LG/VT	RIGHT FRONT SEAT HEATER CONTROL
16	P673 22TN/OR	RIGHT REAR HEATED SEAT TEMP SENSE
17	G13 22VT/LB (MEMORY)	ADJUSTABLE PEDALS SENSOR SUPPLY
18	G493 22OR/VT (MEMORY)	POSITION SENSOR GROUND
19	P968 22TN/WT	HEATED SEAT SENSOR RETURN
20	C91 20DB/LG	HEATED STEERING WHEEL FEED



C314 (VENTED SEATS) - LT. GRAY (LEFT SEAT SIDE) 20 WAY

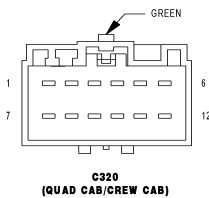
CAV	CIRCUIT	FUNCTION
1	P177 20LG/GY	LEFT REAR SEAT HEATER CONTROL
2	P672 22TN/WT	LEFT REAR HEATED SEAT TEMP SENSE
3	P688 22TN/DB	RIGHT FRONT HEATED SEAT TEMP SENSE
4	Q102 22OR/LB (MEMORY)	ADJUSTABLE PEDALS SWITCH FORWARD
5	P922 22BR/LG	RIGHT SEAT VENT RETURN
6	P422 22LG/BR	RIGHT SEAT VENT FEED
7	-	-
8	P178 20LG/GY	RIGHT REAR SEAT HEATER CONTROL
9	-	-
10	P205 20LG/WT (MEMORY)	ADJUSTABLE PEDALS MOTOR FORWARD
11	P206 20LG/LB (MEMORY)	ADJUSTABLE PEDALS MOTOR REARWARD
12	C986 20GY/DB	HEATED STEERING WHEEL RETURN
13	-	-
14	Q103 22OR/LG (MEMORY)	ADJUSTABLE PEDALS SWITCH REARWARD

15	P188 20LG/VT	RIGHT FRONT SEAT HEATER CONTROL
16	P673 22TN/OR	RIGHT REAR HEATED SEAT TEMP SENSE
17	G13 22VT/LB (MEMORY)	ADJUSTABLE PEDALS SENSOR SUPPLY
18	G493 22OR/VT (MEMORY)	POSITION SENSOR GROUND
19	P968 22TN/WT	HEATED SEAT SENSOR RETURN
20	C91 20DB/LG	HEATED STEERING WHEEL FEED



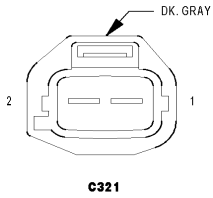
C320 (QUAD CAB/CREW CAB) - GREEN (BODY SIDE) 12 WAY

CAV	CIRCUIT	FUNCTION
1	P34 16TN/LB	RIGHT REAR DOOR UNLOCK DRIVER
2	P38 16TN/DB	RIGHT REAR DOOR LOCK DRIVER
3	G76 22VT/YL	RIGHT REAR DOOR AJAR SWITCH SENSE
4	-	-
5	Q15 14OR/LB	WINDOW LOCK OUT SWITCH OUTPUT
6	Q412 14OR/LB	MASTER WINDOW SWITCH RIGHT REAR (UP)
7	Z909 14BK/WT	GROUND
8	-	-
9	X296 18DG/GY	RIGHT REAR SPEAKER (-)
10	X206 18DG/LG	RIGHT REAR SPEAKER (+)
11	-	-
12	Q612 14OR/DB	MASTER WINDOW SWITCH RIGHT REAR (DOWN)



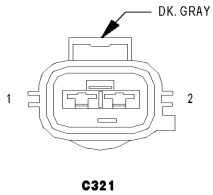
C320 (QUAD CAB/CREW CAB) - GREEN (RIGHT REAR DOOR SIDE) 12 WAY

CAV	CIRCUIT	FUNCTION
1	P34 18TN/LB	RIGHT REAR DOOR UNLOCK DRIVER
2	P38 18TN/DB	RIGHT REAR DOOR LOCK DRIVER
3	G76 22VT/YL	RIGHT REAR DOOR AJAR SWITCH SENSE
4	-	-
5	Q15 14OR/LB	WINDOW LOCK OUT SWITCH OUTPUT
6	Q412 14OR/WT	RIGHT REAR WINDOW DRIVER (UP)
7	Z909 14BK/WT	GROUND
8	-	-
9	X296 18GY/LG	RIGHT REAR SPEAKER (-)
10	X206 18DG/LG	RIGHT REAR SPEAKER (+)
11	-	-
12	Q612 14OR/DB	MASTER WINDOW SWITCH RIGHT REAR (DOWN)



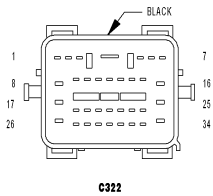
C321 - DK. GRAY (BODY SIDE) 2 WAY

CAV	CIRCUIT	FUNCTION
1	A903 12RD (EXCEPT REAR CAMERA)	FUSED B(+)
1	A903 12RD/VT (REAR CAMERA)	FUSED B(+)
2	L678 14BR	PARK LAMP FEED



C321 - DK. GRAY (CHASSIS SIDE) 2 WAY

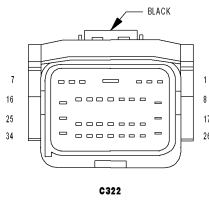
CAV	CIRCUIT	FUNCTION
1	A903 12RD/VT	FUSED B(+)
2	L678 14BR	PARK LAMP FEED



C322 - BLACK (BODY SIDE) 34 WAY

CAV	CIRCUIT	FUNCTION
1	L62 18WT/YL	RIGHT REAR TURN LAMP DRIVER
2	L63 18WT/DG	LEFT REAR TURN LAMP DRIVER
3	-	-
4	-	-
5	-	-
6	K107 20VT/WT	ESM SIGNAL
7	-	-
8	L17 16WT/LG	PARK LAMP FEED
9	X970 22DG/BR (REAR CAMERA)	CAMERA SIGNAL
10	X972 22NA (REAR CAMERA)	CAMERA SHIELD
11	X971 22DG/OR (REAR CAMERA)	CAMERA RETURN
12	L655 18WT/OR	LEFT REAR TURN SIGNAL CONTROL
13	L656 18WT/DG	RIGHT REAR TURN SIGNAL CONTROL
14	Z960 18BK	GROUND
15	-	-
16	L51 18WT	BRAKE LAMP SWITCH OUTPUT
17	L217 16WT/VT	PARK LAMP FEED
18	X700 22GY/OR (PARK ASSIST)	PARK ASSIST SENSOR SUPPLY
19	X750 22GY/LB (PARK ASSIST)	PARK ASSIST SENSOR GROUND
20	D701 22WT/LB (PARK ASSIST)	PARK ASSIST SENSOR 8 SIGNAL
21	B1 20DG/OR	RIGHT REAR WHEEL SPEED SENSOR (-)
22	B2 20DG/LB	RIGHT REAR WHEEL SPEED SENSOR (+)
23	B3 20DG/YL	REAR WHEEL SPEED SENSOR (-)

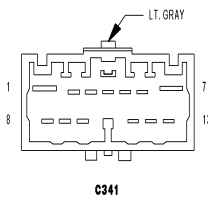
24	B4 20DG/GY	REAR WHEEL SPEED SENSOR (+)
25	B40 14DG (BRAKE PROVISION)	TRAILER TOW BRAKE B(+)
26	N1 16DB/OR	FUSED FUEL PUMP CONTROL OUTPUT
27	D703 22WT/OR (PARK ASSIST)	PARK ASSIST SENSOR 9 SIGNAL
28	D704 22WT/DG (PARK ASSIST)	PARK ASSIST SENSOR 10 SIGNAL
29	D710 22WT (PARK ASSIST)	PARK ASSIST SENSOR 11 SIGNAL
30	-	-
31	-	-
32	G109 20LG/TN	FUEL LEVEL SENSE RETURN
33	N4 20DB/WT	FUEL LEVEL SENSOR SIGNAL
34	L1 18WT/RD	BACKUP LAMP FEED



C322 - BLACK (CHASSIS SIDE) 34 WAY

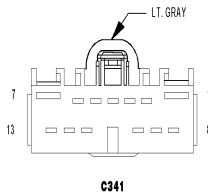
CAV	CIRCUIT	FUNCTION
1	L62 18WT/YL	RIGHT REAR TURN LAMP DRIVER
2	L63 18WT/DG	LEFT REAR TURN LAMP DRIVER
3	-	-
4	-	-
5	-	-
6	K107 22VT/WT	ESM SIGNAL
7	-	-
8	L17 16WT/LG	PARK LAMP FEED
9	X970 20DG/BR (REAR CAMERA)	CAMERA SIGNAL
10	X972 20NA (REAR CAMERA)	CAMERA SHIELD
11	X971 20DG/OR (REAR CAMERA)	CAMERA RETURN
12	L655 18WT/OR (TRAILER TOW)	LEFT REAR TURN SIGNAL CONTROL
13	L656 18WT/DG (TRAILER TOW)	RIGHT REAR TURN SIGNAL CONTROL
14	Z906 18BK	GROUND
15	-	-
16	L51 18WT	BRAKE LAMP SWITCH OUTPUT
17	L217 16WT/VT	PARK LAMP FEED
18	X700 22GY/OR (PARK ASSIST)	PARK ASSIST SENSOR SUPPLY
19	X750 22GY/LB (PARK ASSIST)	PARK ASSIST SENSOR GROUND
20	D701 22WT/LB (PARK ASSIST)	PARK ASSIST SENSOR 8 SIGNAL
21	B1 20DG/OR	RIGHT REAR WHEEL SPEED SENSOR (-)
22	B2 20DG/LB	RIGHT REAR WHEEL SPEED SENSOR (+)
23	B3 20DG/YL	REAR WHEEL SPEED SENSOR (-)
24	B4 20DG/GY	REAR WHEEL SPEED SENSOR (+)

25	B40 14DG	TRAILER TOW BRAKE B(+)
26	N1 16DB/OR	FUSED FUEL PUMP CONTROL OUTPUT
27	D703 22WT/OR (PARK ASSIST)	PARK ASSIST SENSOR 9 SIGNAL
28	D704 22WT/DG (PARK ASSIST)	PARK ASSIST SENSOR 10 SIGNAL
29	D710 22WT (PARK ASSIST)	PARK ASSIST SENSOR 11 SIGNAL
30	-	-
31	-	-
32	G109 20LG/TN	FUEL LEVEL SENSE RETURN
33	N4 20DB/WT	FUEL LEVEL SENSOR SIGNAL
34	L1 18WT/RD	BACKUP LAMP FEED



C341 - LT. GRAY (BODY SIDE) 13 WAY

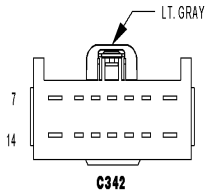
CAV	CIRCUIT	FUNCTION
1	Z909 18BK/WT	GROUND
2	X519 22DG/VT (A/V PORT)	AUX AUDIO COMMON 2
3	X521 22GY/LB (A/V PORT)	LEFT AUDIO AUX
4	X522 22GY/DB (A/V PORT)	RIGHT AUDIO AUX
5	X531 22GY/LB (A/V PORT)	AUX VIDEO SIGNAL 2
6	X532 22GY/DB (A/V PORT)	AUX VIDEO COMMON 2
7	Z909 14BK/WT	GROUND
8	A207 18RD/LG	FUSED B(+)
9	-	-
10	F307 18LB/PK	FUSED IGNITION RUN/ACCESSORY CONTROL OUTPUT
11	X533 22DG/OR (A/V PORT)	AUX VIDEO SHIELD 2
12	-	-
13	-	-



C341 - LT. GRAY (CENTER SEAT SIDE) 13 WAY

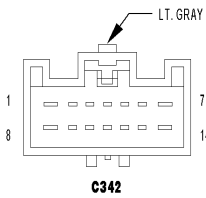
CAV	CIRCUIT	FUNCTION
1	-	-
2	X519 22DG/VT (A/V PORT)	AUX AUDIO COMMON 2
3	X521 22GY/LB (A/V PORT)	LEFT AUDIO AUX
4	X522 22GY/DB (A/V PORT)	RIGHT AUDIO AUX
5	X531 22GY/LB (A/V PORT)	AUX VIDEO SIGNAL 2
6	X532 22GY/DB (A/V PORT)	AUX VIDEO COMMON 2
7	Z909 18BK/WT	
8	-	-

9	-	-
10	F307 18LB/PK	FUSED IGNITION RUN/ACCESSORY CONTROL OUTPUT
11	X533 22NA (A/V PORT)	AUX VIDEO SHIELD 2
12	-	-
13	-	-



C342 - LT. GRAY (BODY SIDE) 14 WAY

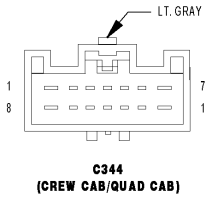
CAV	CIRCUIT	FUNCTION
1	A904 14RD	FUSED B(+)
2	-	-
3	P688 22TN/DB	RIGHT FRONT HEATED SEAT TEMP SENSE
4	P806 22LG/WT	INVERTER STATUS INDICATOR DRIVER
5	P968 22TN/WT (HEATED SEATS)	HEATED SEAT SENSOR RETURN
6	P807 20LG/LB	INVERTER SWITCH SIGNAL
7	A907 14OR/RD	FUSED B(+)
8	Z909 14BK/WT	GROUND
9	P422 22LG/BR (VENTED SEATS)	RIGHT SEAT VENT FEED
10	P801 20LG	110 VOLT AC LINE 1
11	P802 20LG/OR	110 VOLT AC LINE 2
12	P922 22BR/LG (VENTED SEATS)	RIGHT SEAT VENT RETURN
13	P188 20LG/VT	RIGHT FRONT SEAT HEATER CONTROL
14	Z909 14BK/WT	GROUND



C342 - LT. GRAY (RIGHT SEAT SIDE) 14 WAY

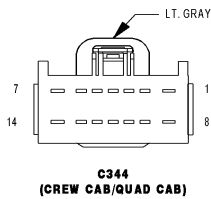
CAV	CIRCUIT	FUNCTION
1	A904 14RD	FUSED B(+)
2	-	-
3	P688 22TN/DB	RIGHT FRONT HEATED SEAT TEMP SENSE
4	P806 22LG/WT	INVERTER STATUS INDICATOR DRIVER
5	P968 22TN/WT (HEATED SEATS)	HEATED SEAT SENSOR RETURN
6	P807 22LG/LB	INVERTER SWITCH SIGNAL
7	A907 14OR/RD (POWER SEATS)	FUSED B(+)
8	Z909 14BK/WT	GROUND
9	P422 22LG/BR (VENTED SEATS)	RIGHT SEAT VENT FEED
10	P801 20LG	110 VOLT AC LINE 1
11	P802 20LG/OR	110 VOLT AC LINE 2
12	P922 22BR/LG (VENTED SEATS)	RIGHT SEAT VENT RETURN

13	P188 20LG/VT	RIGHT FRONT SEAT HEATER CONTROL
14	Z909 14BK/WT (POWER SEATS)	GROUND



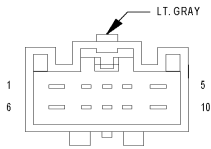
C344 (CREW CAB/QUAD CAB) - LT. GRAY (BODY SIDE) 14 WAY

CAV	CIRCUIT	FUNCTION
1	F30 14PK/YL (POWER SLIDING BACKLITE)	IGNITION RUN/ACCESSORY CONTROL OUTPUT
2	D701 22WT/LB (PARK ASSIST)	PARK ASSIST SENSOR 8 SIGNAL
3	X700 22GY/OR (PARK ASSIST)	PARK ASSIST SENSOR SUPPLY
4	D704 22WT/DG (PARK ASSIST)	PARK ASSIST SENSOR 10 SIGNAL
5	X750 22GY/LB (PARK ASSIST)	PARK ASSIST SENSOR GROUND
6	D710 22WT (PARK ASSIST)	PARK ASSIST SENSOR 11 SIGNAL
7	Z905 14BK/DG	GROUND
8	A906 16RD (SUNROOF)	FUSED B(+)
9	D703 22WT/OR (PARK ASSIST)	PARK ASSIST SENSOR 9 SIGNAL
10	F921 20PK/YL	FUSED IGNITION RUN CONTROL OUTPUT
11	A416 20RD	FUSED B(+)
12	L14 20WT/TN	CARGO LAMP DRIVER
13	Z906 20BK	GROUND
14	L51 18WT	BRAKE LAMP SWITCH OUTPUT



C344 (CREW CAB/QUAD CAB) - LT. GRAY (RIGHT HEADLINER SIDE) 14 WAY

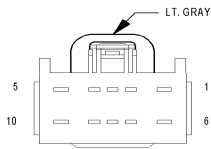
CAV	CIRCUIT	FUNCTION
1	F30 14PK/YL (POWER SLIDING BACKLITE)	IGNITION RUN/ACCESSORY CONTROL OUTPUT
2	D701 22WT/LB (PARK ASSIST)	PARK ASSIST SENSOR 8 SIGNAL
3	X700 22GY/OR (PARK ASSIST)	PARK ASSIST SENSOR SUPPLY
4	D704 22WT/DG (PARK ASSIST)	PARK ASSIST SENSOR 10 SIGNAL
5	X750 22GY/LB (PARK ASSIST)	PARK ASSIST SENSOR GROUND
6	D710 22WT (PARK ASSIST)	PARK ASSIST SENSOR 11 SIGNAL
7	Z905 20BK/DG (BASE)	GROUND
7	Z905 14BK/DG (EXCEPT BASE)	GROUND
8	A906 16RD (SUNROOF)	FUSED B(+)
9	D703 22WT/OR (PARK ASSIST)	PARK ASSIST SENSOR 9 SIGNAL
10	F921 20PK/YL (PARK ASSIST)	FUSED IGNITION RUN CONTROL OUTPUT
11	A416 20RD (EXCEPT BASE)	FUSED B(+)
12	L14 20WT/TN	CARGO LAMP DRIVER
13	Z906 20BK (EXCEPT BASE)	GROUND
14	L51 18WT/DG	BRAKE LAMP SWITCH OUTPUT



**C344
(STANDARD CAB)**

C344 (STANDARD CAB) - LT. GRAY (BODY SIDE) 10 WAY

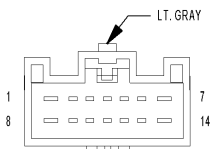
CAV	CIRCUIT	FUNCTION
1	L51 18WT	BRAKE LAMP SWITCH OUTPUT
2	-	-
3	-	-
4	L14 20WT/TN	CARGO LAMP DRIVER
5	-	-
6	Z906 20BK (COMPASS)	GROUND
7	-	-
8	A416 20RD (COMPASS)	FUSED B(+)
9	-	-
10	Z905 18BK/DG	GROUND



**C344
(STANDARD CAB)**

C344 (STANDARD CAB) - LT. GRAY (LEFT HEADLINER SIDE) 10 WAY

CAV	CIRCUIT	FUNCTION
1	L51 18WT/DG	BRAKE LAMP SWITCH OUTPUT
2	-	-
3	-	-
4	L14 20WT/TN	CARGO LAMP DRIVER
5	-	-
6	Z906 20BK (COMPASS)	GROUND
7	-	-
8	A416 20RD (COMPASS)	FUSED B(+)
9	-	-
10	Z905 18BK/DG	GROUND

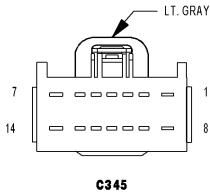


C345

C345 - LT. GRAY (BODY SIDE) 14 WAY

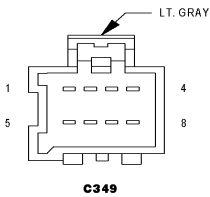
CAV	CIRCUIT	FUNCTION
1	Q950 14OR/LG (POWER SLIDING BACKLITE)	POWER BACKLITE OPEN (+)
2	X531 22GY/LB (DVD)	AUX VIDEO SIGNAL 2
3	X519 22DG/VT (DVD)	AUX AUDIO COMMON 2
4	X521 22GY/LB (DVD)	LEFT AUDIO AUX
5	X522 22GY/DB (DVD)	RIGHT AUDIO AUX
6	X303 18DG/TN (PREMIUM AUDIO)	AMPLIFIED LEFT REAR SPEAKER (+)
7	E12 20OR/GY	PANEL LAMPS DRIVER

8	Q951 14OR/VT (POWER SLIDING BACKLITE)	POWER BACKLITE OPEN (-)
9	X532 22GY/DB (DVD)	AUX VIDEO COMMON 2
10	X533 22DG/OR (DVD)	AUX VIDEO SHIELD 2
11	X304 18DG (PREMIUM AUDIO)	AMPLIFIED RIGHT REAR SPEAKER (+)
12	X394 18YL/GY (PREMIUM AUDIO)	AMPLIFIED RIGHT REAR SPEAKER (-)
13	X393 18DG/LB (PREMIUM AUDIO)	AMPLIFIED LEFT REAR SPEAKER (-)
14	F981 20PK/YL (SUNROOF)	FUSED IGNITION RUN/ACCESSORY CONTROL OUTPUT



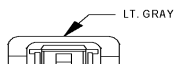
C345 - LT. GRAY (RIGHT HEADLINER SIDE) 14 WAY

CAV	CIRCUIT	FUNCTION
1	Q950 14OR/LG (POWER SLIDING BACKLITE)	POWER BACKLITE OPEN (+)
2	X531 22GY/LB (DVD)	AUX VIDEO SIGNAL 2
3	X519 22DG/VT (DVD)	AUX AUDIO COMMON 2
4	X521 22GY/LB (DVD)	LEFT AUDIO AUX
5	X522 22GY/DB (DVD)	RIGHT AUDIO AUX
6	X303 18DG/TN (PREMIUM AUDIO)	AMPLIFIED LEFT REAR SPEAKER (+)
7	E12 20OR/GY	PANEL LAMPS DRIVER
8	Q951 14OR/VT (POWER SLIDING BACKLITE)	POWER BACKLITE OPEN (-)
9	X532 22GY/DB (DVD)	AUX VIDEO COMMON 2
10	X533 22DG/OR (DVD)	AUX VIDEO SHIELD 2
11	X304 18DG (PREMIUM AUDIO)	AMPLIFIED RIGHT REAR SPEAKER (+)
12	X394 18YL/GY (PREMIUM AUDIO)	AMPLIFIED RIGHT REAR SPEAKER (-)
13	X393 18DG/LB (PREMIUM AUDIO)	AMPLIFIED LEFT REAR SPEAKER (-)
14	F981 20PK/YL (SUNROOF)	FUSED IGNITION RUN/ACCESSORY CONTROL OUTPUT

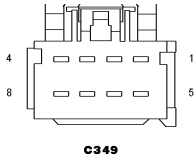


C349 - LT. GRAY (LEFT HEADLINER SIDE) 8 WAY

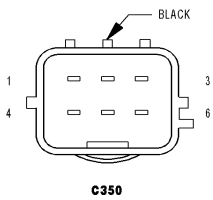
CAV	CIRCUIT	FUNCTION
1	M27 20YL/LB (EXCEPT BASE)	READING LAMPS DRIVER
2	Z910 20BK/TN	GROUND
3	-	-
4	A416 20RD	FUSED B(+)
5	F921 20PK/YL (INFRARED)	FUSED IGNITION RUN CONTROL OUTPUT
6	D264 22WT/OR (PARK ASSIST)	CAN IHS BUS (125K) (-)
7	D265 22WT/GY (PARK ASSIST)	CAN IHS BUS (125K) (+)
8	Z906 20BK	GROUND



C349 - LT. GRAY (RIGHT HEADLINER SIDE) 8 WAY

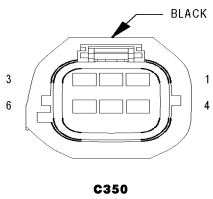


CAV	CIRCUIT	FUNCTION
1	M27 20YL/LB (EXCEPT BASE)	READING LAMPS DRIVER
2	Z910 20BK/TN	GROUND
3	-	-
4	A416 20RD	FUSED B(+)
5	F921 20PK/YL (INFRARED)	FUSED IGNITION RUN CONTROL OUTPUT
6	D264 22WT/OR (PARK ASSIST)	CAN IHS BUS (125K) (-)
7	D265 22WT/GY (PARK ASSIST)	CAN IHS BUS (125K) (+)
8	Z906 20BK	GROUND



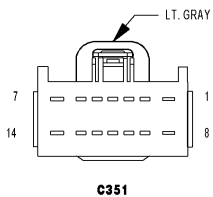
C350 - (REAR BUMPER SIDE) 6 WAY

CAV	CIRCUIT	FUNCTION
1	D701 22WT/LB	PARK ASSIST SENSOR 8 SIGNAL
2	D703 22WT/OR	PARK ASSIST SENSOR 9 SIGNAL
3	X700 22GY/OR	PARK ASSIST SENSOR SUPPLY
4	X750 22GY/LB	PARK ASSIST SENSOR GROUND
5	D704 22 WT/DG	PARK ASSIST SENSOR 10 SIGNAL
6	D710 22WT	PARK ASSIST SENSOR 11 SIGNAL



C350 - BLACK (CHASSIS SIDE) 6 WAY

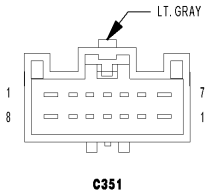
CAV	CIRCUIT	FUNCTION
1	D701 22WT/LB	PARK ASSIST SENSOR 8 SIGNAL
2	D703 22WT/OR	PARK ASSIST SENSOR 9 SIGNAL
3	X700 22GY/OR	PARK ASSIST SENSOR SUPPLY
4	X750 22GY/LB	PARK ASSIST SENSOR GROUND
5	D704 22WT/DG	PARK ASSIST SENSOR 10 SIGNAL
6	D710 22WT	PARK ASSIST SENSOR 11 SIGNAL



C351 - LT. GRAY (RIGHT SEAT BACK SIDE) 14 WAY

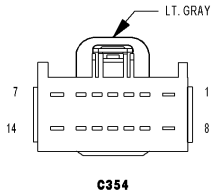
CAV	CIRCUIT	FUNCTION
1	P108 14LG/OR (POWER SEATS)	PASSENGER SEAT LUMBAR IN DRIVER
2	P188 20LG/VT	RIGHT FRONT SEAT HEATER CONTROL
3	-	-
4	-	-
5	-	-

6	P922 22BR/LG (VENTED SEATS)	RIGHT SEAT VENT RETURN
7	P42 14LG/GY (POWER SEATS)	PASSENGER RECLINER DOWN SWITCH SENSE
8	P44 14LG/VT (POWER SEATS)	PASSENGER RECLINER UP SWITCH SENSE
9	Z909 20BK/WT	GROUND
10	P422 22LG/BR (VENTED SEATS)	RIGHT SEAT VENT FEED
11	-	-
12	-	-
13	-	-
14	P106 14LG/BR (POWER SEATS)	PASSENGER SEAT LUMBAR OUT DRIVER



C351 - LT. GRAY (RIGHT SEAT CUSHION SIDE) 14 WAY

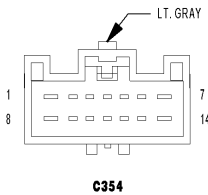
CAV	CIRCUIT	FUNCTION
1	P108 14LG/OR (POWER SEATS)	PASSENGER SEAT LUMBAR IN DRIVER
2	P188 20LG/VT	RIGHT FRONT SEAT HEATER CONTROL
3	-	-
4	-	-
5	-	-
6	P922 22BR/LG (VENTED SEATS)	RIGHT SEAT VENT RETURN
7	P42 14LG/GY (POWER SEATS)	PASSENGER RECLINER DOWN SWITCH SENSE
8	P44 14LG/VT (POWER SEATS)	PASSENGER RECLINER UP SWITCH SENSE
9	Z909 20BK/WT	GROUND
10	P422 22LG/BR (VENTED SEATS)	RIGHT SEAT VENT FEED
11	-	-
12	-	-
13	-	-
14	P106 14LG/BR (POWER SEATS)	PASSENGER SEAT LUMBAR OUT DRIVER



C354 - LT. GRAY (LEFT SEAT BACK SIDE) 14 WAY

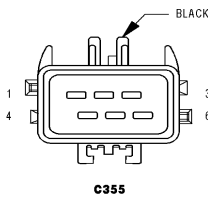
CAV	CIRCUIT	FUNCTION
1	P107 14LG/WT	DRIVER SEAT LUMBAR IN DRIVER
2	P187 20LG/BR	LEFT FRONT SEAT HEATER CONTROL
3	-	-
4	-	-
5	-	-
6	P921 22OR/LG (VENTED SEAT)	LEFT SEAT VENT RETURN
7	P41 14LG/GY (EXCEPT MEMORY)	DRIVER RECLINER DOWN SWITCH SENSE
7	P141 14LG/BR (MEMORY)	DRIVER SEAT RECLINER UP DRIVER

8	P43 14LG/VT (EXCEPT MEMORY)	DRIVER SEAT RECLINER UP DRIVER
8	P143 14LG/GY (MEMORY)	DRIVER SEAT RECLINER DOWN DRIVER
9	Z909 20BK/WT (VENTED SEAT)	GROUND
10	P421 22LG/OR (VENTED SEAT)	LEFT SEAT VENT FEED
11	G403 22VT/OR	DRIVER SEAT RECLINER POSITION SENSE
12	G493 22OR/VT	POSITION SENSOR GROUND
13	-	-
14	P105 14LG	DRIVER SEAT LUMBAR OUT DRIVER



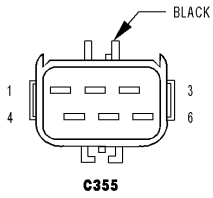
C354 - LT. GRAY (LEFT SEAT CUSHION SIDE) 14 WAY

CAV	CIRCUIT	FUNCTION
1	P107 14LG/WT	DRIVER SEAT LUMBAR IN DRIVER
2	P187 20LG/BR (HEATED SEATS)	LEFT FRONT SEAT HEATER CONTROL
3	-	-
4	-	-
5	-	-
6	P921 22OR/LG (VENTED SEATS)	LEFT SEAT VENT RETURN
7	P41 14LG/GY (EXCEPT MEMORY)	DRIVER RECLINER DOWN SWITCH SENSE
7	P141 18LG/BR (MEMORY)	DRIVER SEAT RECLINER UP DRIVER
8	P43 14LG/VT (EXCEPT MEMORY)	DRIVER SEAT RECLINER UP DRIVER
8	P143 18LG/GY (MEMORY)	DRIVER SEAT RECLINER DOWN DRIVER
9	Z909 20BK/WT (HEATED SEATS)	GROUND
10	P421 22LG/OR (VENTED SEATS)	LEFT SEAT VENT FEED
11	G403 22VT/OR (MEMORY)	DRIVER SEAT RECLINER POSITION SENSE
12	G493 22OR/VT (MEMORY)	POSITION SENSOR GROUND
13	-	-
14	P105 14LG	DRIVER SEAT LUMBAR OUT DRIVER



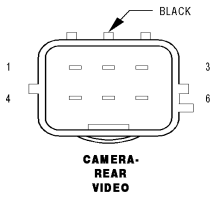
C355 - BLACK (CHASSIS SIDE) 6 WAY

CAV	CIRCUIT	FUNCTION
1	X970 20DG/BR	CAMERA SIGNAL
2	-	-
3	Z914 18BK/GY	GROUND
4	X971 20DG/OR	CAMERA RETURN
5	X972 20NA	CAMERA SHIELD
6	L1 18WT/RD	BACKUP LAMP FEED



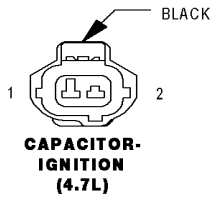
C355 - BLACK (TAILGATE JUMPER SIDE) 6 WAY

CAV	CIRCUIT	FUNCTION
1	X970 20DG/BR	CAMERA SIGNAL
2	-	-
3	Z914 20BK/GY	GROUND
4	X971 20DG/OR	CAMERA RETURN
5	X972 20BK	CAMERA SHIELD
6	L1 20WT/RD	BACKUP LAMP FEED



CAMERA-REAR VIDEO - (TAILGATE JUMPER) 6 WAY

CAV	CIRCUIT	FUNCTION
1	L1 20WT/RD	BACKUP LAMP FEED
2	X971 20DG/OR	CAMERA RETURN
3	X970 20DG/BR	CAMERA SIGNAL
4	-	-
5	X972 20BK	CAMERA SHIELD
6	Z914 20BK/GY	GROUND



CAPACITOR-IGNITION (4.7L) - BLACK (ENGINE) 2 WAY

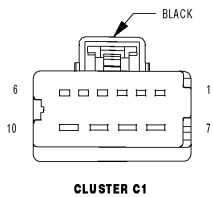
CAV	CIRCUIT	FUNCTION
1	K342 16BR/WT	ASD CONTROL OUTPUT
2	-	-



CIRCUIT BREAKERS - (IN TIPM) 2 WAY

Graphic is currently unavailable

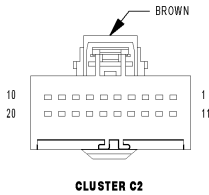
CAV	CIRCUIT	FUNCTION	AMPS
CB1	A907 14OR/RD	FUSED B(+)	25A
CB2	INTERNAL	FUSED B(+)	25A



CLUSTER C1 - BLACK (INSTRUMENT PANEL) 10 WAY

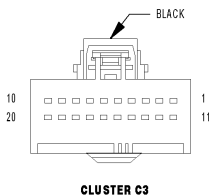
CAV	CIRCUIT	FUNCTION
1	-	-
2	M27 20YL/LB	READING LAMPS DRIVER
3	L14 20WT/TN	CARGO LAMP DRIVER
4	E12 20OR/GY	PANEL LAMPS DRIVER

5	M24 20YL/WY	COURTESY LAMPS DRIVER
6	Z911 18BK/LG	GROUND
7	-	-
8	-	-
9	-	-
10	A909 20RD/GY	FUSED B(+)



CLUSTER C2 - BROWN (INSTRUMENT PANEL) 20 WAY

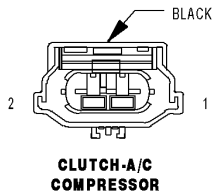
CAV	CIRCUIT	FUNCTION
1	G95 22VT/BR (ETC)	NEUTRAL INDICATOR
2	P181 22LG (SLT+)	LEFT REAR HEATED SEAT LOW INDICATOR DRIVER
3	P183 22LG/YL (SLT+)	LEFT REAR HEATED SEAT HIGH INDICATOR DRIVER
4	P182 22LG/OR (SLT+)	RIGHT REAR HEATED SEAT LOW INDICATOR DRIVER
5	P184 22LG/GY (SLT+)	RIGHT REAR HEATED SEAT HIGH INDICATOR DRIVER
6	-	-
7	-	-
8	-	-
9	-	-
10	Z911 18BK/LG	GROUND
11	-	-
12	X3 22DG/VT	HORN SWITCH SENSE
13	-	-
14	B25 22DG/WT	PARK BRAKE SWITCH SENSE
15	P165 22LG/LB (SLT+)	LEFT REAR HEATED SEAT SWITCH SENSE
16	P166 22LG/DB (SLT+)	RIGHT REAR HEATED SEAT SWITCH SENSE
17	-	-
18	-	-
19	-	-
20	-	-



CLUSTER C3 - BLACK (INSTRUMENT PANEL) 20 WAY

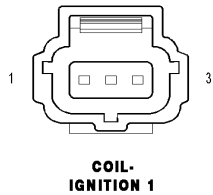
CAV	CIRCUIT	FUNCTION
1	D265 22WT/GY	CAN IHS BUS (125K) (+)
2	D264 22WT/OR	CAN IHS BUS (125K) (-)
3	P806 22LG/WT	INVERTER STATUS INDICATOR DRIVER
4	K77 22BR/WT	TRANSFER CASE POSITION SENSOR INPUT
5	-	-

6	L116 22WT	HEADLAMP/FOG LAMP SWITCH SIGNAL
7	K977 22BR (ETC)	MODE SELECT
8	L900 22WT/YL	HEADLAMP SWITCH MUX RETURN
9	X920 22GY/OR	RADIO CONTROL MUX RETURN
10	Z911 18BK/LG	GROUND
11	D506 22WT/DG	LIN BUS
12	-	-
13	-	-
14	E2 22OR/BR	PANEL LAMPS DIMMER SIGNAL
15	X20 22GY/WT	RADIO CONTROL MUX
16	L914 20WT/LG	CARGO LAMP SWITCH SIGNAL
17	-	-
18	-	-
19	F943 20PK/LG	FUSED IGNITION RUN/START CONTROL OUTPUT
20	A412 18RD	FUSED B(+) (I.O.D.)



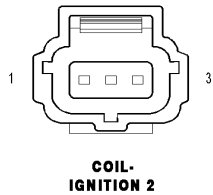
CLUTCH-A/C COMPRESSOR - BLACK (ENGINE) 2 WAY

CAV	CIRCUIT	FUNCTION
1	C3 20DB/YL	A/C CLUTCH CONTROL OUTPUT
2	Z908 20BK	GROUND



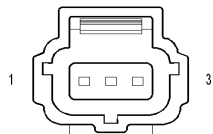
COIL-IGNITION 1 - (ENGINE) 3 WAY

CAV	CIRCUIT	FUNCTION
1	K19 18DB/DG	COIL CONTROL 1
2	F342 16BR/WT	FUSED ASD RELAY OUTPUT
3	-	-



COIL-IGNITION 2 - (ENGINE) 3 WAY

CAV	CIRCUIT	FUNCTION
1	K17 18DB/TN	COIL CONTROL 2
2	F342 16BR/WT	FUSED ASD RELAY OUTPUT
3	-	-

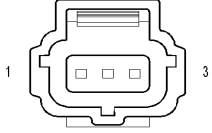


COIL-IGNITION 3 - (ENGINE) 3 WAY

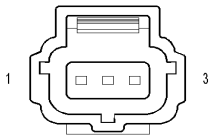
CAV	CIRCUIT	FUNCTION
-----	---------	----------

COIL-IGNITION 3

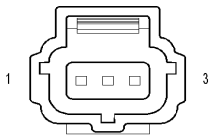
1	K18 18DB/OR	COIL CONTROL 3
2	F342 16BR/WT	FUSED ASD RELAY OUTPUT
3	-	-

**COIL-IGNITION 4****COIL-IGNITION 4 - (ENGINE) 3 WAY**

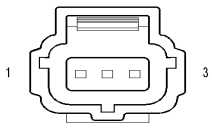
CAV	CIRCUIT	FUNCTION
1	K15 18DB/GY	COIL CONTROL 4
2	F342 16BR/WT	FUSED ASD RELAY OUTPUT
3	-	-

**COIL-IGNITION 5****COIL-IGNITION 5 - (ENGINE) 3 WAY**

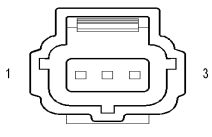
CAV	CIRCUIT	FUNCTION
1	K17 18DB/TN (3.7L)	COIL CONTROL 2
1	K16 18DB/YL (4.7L 5.7L)	COIL CONTROL 5
2	F342 16BR/WT	FUSED ASD RELAY OUTPUT
3	-	-

**COIL-IGNITION 6****COIL-IGNITION 6 - (ENGINE) 3 WAY**

CAV	CIRCUIT	FUNCTION
1	K10 18DB/OR	COIL CONTROL 6
2	F342 16BR/WT	FUSED ASD RELAY OUTPUT
3	-	-

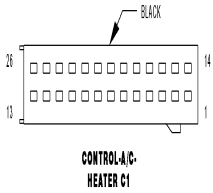
**COIL-IGNITION 7 (4.7L/5.7L)****COIL-IGNITION 7 (4.7L/5.7L) - (ENGINE) 3 WAY**

CAV	CIRCUIT	FUNCTION
1	K97 18DB/YL (4.7L)	COIL CONTROL 7
1	K97 18BR (5.7L)	COIL CONTROL 7
2	F342 16BR/WT	FUSED ASD RELAY OUTPUT
3	-	-

**COIL-IGNITION 8 (4.7L/5.7L)****COIL-IGNITION 8 (4.7L/5.7L) - (ENGINE) 3 WAY**

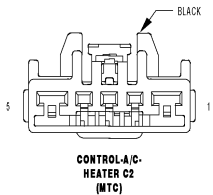
CAV	CIRCUIT	FUNCTION
1	K98 18DB/YL	COIL CONTROL 8
2	F342 16BR/WT	FUSED ASD RELAY OUTPUT

3	-	-
---	---	---



CONTROL-A/C-HEATER C1 - BLACK (INSTRUMENT PANEL) 26 WAY

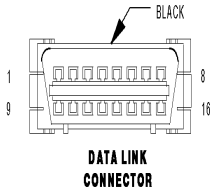
CAV	CIRCUIT	FUNCTION
1	Z911 20BK/LG	GROUND
2	C56 20DB/LB (ATC)	BLOWER CONTROL
3	C830 22DB/YL (ATC)	IR SENSOR RETURN
4	C83 22DB/WT (ATC)	IR SENSOR SIGNAL
5	C121 22DB/DG	SENSOR GROUND
6	L24 22WT/VT	AUTO HEADLAMPS SIGNAL
7	G39 22VT/LB (ATC)	SUN SENSOR SIGNAL 1
8	G139 22VT/OR (ATC)	SUN SENSOR SIGNAL 2
9	C21 22DB/GY	EVAPORATOR TEMPERATURE SENSOR SIGNAL
10	C121 22DB/DG	SENSOR GROUND
11	-	-
12	D264 22WT/OR	CAN IHS BUS (125K) (-)
13	D265 22WT/GY	CAN IHS BUS (125K) (+)
14	A417 20RD/WT	FUSED B(+)
15	F921 20PK/YL	FUSED IGNITION RUN CONTROL OUTPUT
16	-	-
17	-	-
18	C32 20DB/TN	RECIRCULATION DOOR DRIVER
19	C34 20DB/RD	COMMON DOOR DRIVER
20	C61 20DB/LG	BLEND DOOR DRIVER
21	C29 20DB	MODE DOOR 1 DRIVER
22	C33 20LB/BR (ATC)	PASSENGER BLEND DOOR DRIVER
23	C807 20DB/PK	COMMON DOOR DRIVER 2
24	C801 20DB/OR	MODE DOOR 2 DRIVER
25	-	-
26	-	-



CONTROL-A/C-HEATER C2 (MTC) - BLACK (INSTRUMENT PANEL) 5 WAY

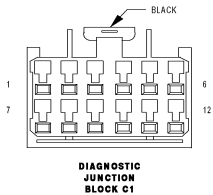
CAV	CIRCUIT	FUNCTION
1	Z910 10BK	GROUND
2	C71 16DB/BR	BLOWER MOTOR LOW DRIVER
3	C72 16DB/OR	BLOWER MOTOR M1 DRIVER
4	C73 14DB/VT	BLOWER MOTOR M2 DRIVER

5	C70 10DB/YL	BLOWER MOTOR HIGH DRIVER
---	-------------	--------------------------



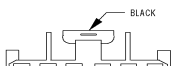
DATA LINK CONNECTOR - BLACK (INSTRUMENT PANEL) 16 WAY

CAV	CIRCUIT	FUNCTION
1	-	-
2	-	-
3	-	-
4	Z910 20BK/TN	GROUND
5	Z911 20BK/LG	GROUND
6	D72 22WT/DG	DIAGNOSTIC CAN C (+)
7	-	-
8	-	-
9	-	-
10	-	-
11	-	-
12	-	-
13	-	-
14	D71 20WT/DB	DIAGNOSTIC CAN C (-)
15	-	-
16	A901 20RD	FUSED B(+)

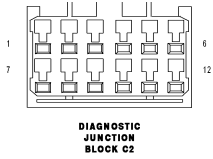


DIAGNOSTIC JUNCTION BLOCK C1 - BLACK (INSTRUMENT PANEL) 12 WAY

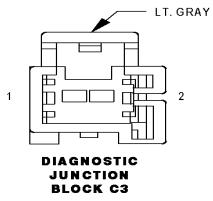
CAV	CIRCUIT	FUNCTION
1	D264 22WT/OR	CAN IHS BUS (125K) (-)
2	D264 22WT/OR (SATELLITE VIDEO)	CAN IHS BUS (125K) (-)
3	D264 22WT/OR (HANDS FREE)	CAN IHS BUS (125K) (-)
4	D264 22WT/OR	CAN IHS BUS (125K) (-)
5	D264 22WT/OR	CAN IHS BUS (125K) (-)
6	-	-
7	D265 22WT/GY	CAN IHS BUS (125K) (+)
8	D265 22WT/GY (SATELLITE VIDEO)	CAN IHS BUS (125K) (+)
9	D265 22WT/GY (HANDS FREE)	CAN IHS BUS (125K) (+)
10	D265 22WT/GY	CAN IHS BUS (125K) (+)
11	D265 22WT/GY	CAN IHS BUS (125K) (+)
12	-	-



DIAGNOSTIC JUNCTION BLOCK C2 - BLACK (INSTRUMENT PANEL) 12 WAY

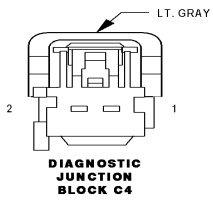


CAV	CIRCUIT	FUNCTION
1	D264 22WT/OR	CAN IHS BUS (125K) (-)
2	-	-
3	D264 22WT/OR (PREMIUM AUDIO)	CAN IHS BUS (125K) (-)
4	-	-
5	-	-
6	-	-
7	D265 22WT/GY	CAN IHS BUS (125K) (+)
8	-	-
9	D265 22WT/GY (PREMIUM AUDIO)	CAN IHS BUS (125K) (+)
10	-	-
11	-	-
12	-	-



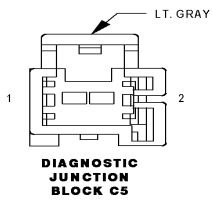
DIAGNOSTIC JUNCTION BLOCK C3 - LT. GRAY (BODY) 2 WAY

CAV	CIRCUIT	FUNCTION
1	D264 22WT/OR	CAN IHS BUS (125K) (-)
2	D265 22WT/GY	CAN IHS BUS (125K) (+)



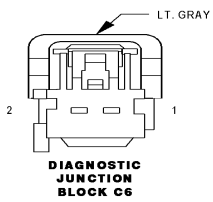
DIAGNOSTIC JUNCTION BLOCK C4 - LT. GRAY (BODY) 2 WAY

CAV	CIRCUIT	FUNCTION
1	D264 22WT/OR	CAN IHS BUS (125K) (-)
2	D265 22WT/GY	CAN IHS BUS (125K) (+)



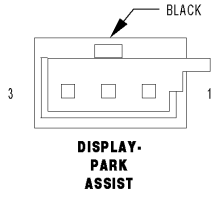
DIAGNOSTIC JUNCTION BLOCK C5 - LT. GRAY (BODY) 2 WAY

CAV	CIRCUIT	FUNCTION
1	D51 22WT/LB	CAN C BUS (-)
2	D52 22WT/LG	CAN C BUS (+)



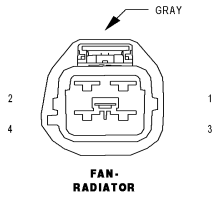
DIAGNOSTIC JUNCTION BLOCK C6 - LT. GRAY (BODY) 2 WAY

CAV	CIRCUIT	FUNCTION
1	D51 22WT/LB	CAN C BUS (-)
2	D52 22WT/LG	CAN C BUS (+)



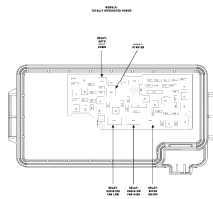
DISPLAY-PARK ASSIST - BLACK (RIGHT HEADLINER) 3 WAY

CAV	CIRCUIT	FUNCTION
1	X777 22DG/GY	PARK ASSIST DISPLAY SUPPLY
2	X779 22GY/OR	PARK ASSIST DISPLAY RETURN
3	D777 22WT/GY	PARK ASSIST DISPLAY SIGNAL



FAN-RADIATOR - (FRONT END MODULE) 4 WAY

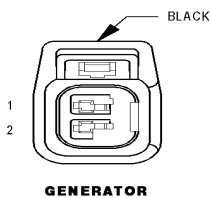
CAV	CIRCUIT	FUNCTION
1	N24 10DG/DB	HIGH SPEED RAD FAN CONTROL
2	Z904 10BK	GROUND
3	N23 10DB/DG	LOW SPEED RAD FAN CONTROL
4	-	-



FUSES (TIPM) - 42 WAY

CAV	CIRCUIT	FUNCTION	AMPS
J01	-	-	-
J02	A903 12RD (EXCEPT REAR CAM)	FUSED B(+)	30A
J02	A903 12RD/VT (REAR CAM)	FUSED B(+)	30A
J03	A214 16RD/LB	FUSED B(+)	25A
J04	A107 12TN/RD	FUSED B(+)	40A
J05	A111 14DG/RD	FUSED B(+)	30A
J06	-	-	-
J07	A215 16RD/LG	FUSED B(+)	25A
J08	A104 14YL/RD	FUSED B(+)	30A
J09	A115 14YL/RD	FUSED B(+)	30A
J10	-	-	-
J11	-	-	-
J12	INTERNAL	FUSED B(+)	40A
J13	INTERNAL	FUSED B(+)	60A
J14	-	-	-
J15	INTERNAL	FUSED B(+) (I.O.D.)	60A
J16	-	-	-
M17	A906 16RD	FUSED B(+)	25A
M18	INTERNAL	FUSED B(+)	25A
M19	F981 20PK/YL	FUSED IGNITION RUN/ACCESSORY CONTROL OUTPUT	5A
M20	INTERNAL	FUSED B(+)	25A

M21	INTERNAL	FUSED B(+)	25A
M22	INTERNAL	FUSED B(+)	20A
M23	-	-	-
M24	-	-	-
M25	INTERNAL	FUSED B(+)	10A
M26	A106 20LB/RD	FUSED B(+)	10A
M27	A108 18LG/RD	FUSED B(+)	15A
M28	-	-	-
M29	-	-	-
M30	A904 14RD	FUSED B(+)	25A
M31	A207 18RD/LG	FUSED B(+)	20A
M32	INTERNAL	FUSED B(+)	20A
M33	A206 16RD	FUSED B(+)	15A
M34	A909 20RD/GY	FUSED B(+)	15A
M35	F930 18PK/YL	FUSED IGNITION RUN CONTROL OUTPUT	20A
M36	F931 18PK/YL	FUSED IGNITION RUN CONTROL OUTPUT	20A
M37	X22 20GY/LB	FUSED HORN CONTROL OUTPUT	10A
M38	A412 18RD	FUSED B(+) (I.O.D.)	20A
M39	A116 14YL/RD	FUSED B(+) (I.O.D.)	30A
M40	-	-	-
M41	INTERNAL	FUSED B(+) (I.O.D.)	15A
M42	A417 20RD/WT	FUSED B(+) (I.O.D.)	10A
M43	X21 20GY/YL	FUSED HORN CONTROL OUTPUT	10A
M44	F201 20PK/OR	FUSED IGNITION RUN/START CONTROL OUTPUT	10A
M45	F100 20PK/VT	FUSED IGNITION RUN CONTROL OUTPUT	10A
M46	-	-	-
M47	F921 20PK/YL	FUSED IGNITION RUN CONTROL OUTPUT	10A
M48	F306 18DB/PK	FUSED IGNITION RUN/ACCESSORY CONTROL OUTPUT	20A
M49	F307 18LB/PK	FUSED IGNITION RUN/ACCESSORY CONTROL OUTPUT	20A
M50	F342 16BR/WT	FUSED ASD RELAY OUTPUT	25A
M51	F344 18BR/GY	FUSED ASD RELAY OUTPUT	20A
M52	F946 20PK/LG	FUSED IGNITION RUN/START CONTROL OUTPUT	10A
M53	F943 20PK/LG	FUSED IGNITION RUN/START CONTROL OUTPUT	15A
M54	-	-	-

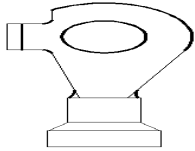


GENERATOR - BLACK (ENGINE) 2 WAY

CAV	CIRCUIT	FUNCTION
1	K20 18BR/GY	GEN FIELD CONTROL

GENERATOR

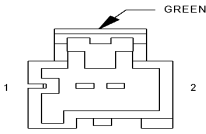
2	A804 18RD/GY	GEN SENSE
---	--------------	-----------



GENERATOR-EYELET

GENERATOR-EYELET - (BATTERY) 1 WAY

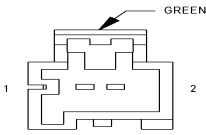
CAV	CIRCUIT	FUNCTION
1	A11 4BR/RD	B(+)



HEATER-SEAT BACK-LEFT

HEATER-SEAT BACK-LEFT - GREEN (SEAT) 2 WAY

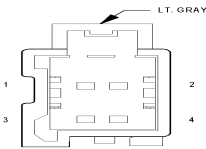
CAV	CIRCUIT	FUNCTION
1	P187 20LG/BR	LEFT FRONT SEAT HEATER CONTROL
2	Z909 20BK/WT	GROUND



HEATER-SEAT BACK-RIGHT

HEATER-SEAT BACK-RIGHT - GREEN (SEAT) 2 WAY

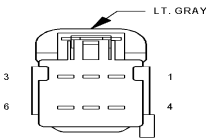
CAV	CIRCUIT	FUNCTION
1	P188 20LG/VT	RIGHT FRONT SEAT HEATER CONTROL
2	Z909 20BK/WT	GROUND



HEATER-SEAT CUSHION-LEFT

HEATER-SEAT CUSHION-LEFT - LT. GRAY (SEAT) 4 WAY

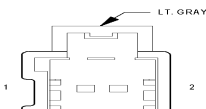
CAV	CIRCUIT	FUNCTION
1	P187 20LG/BR	LEFT FRONT SEAT HEATER CONTROL
2	Z909 20BK/WT	GROUND
3	P687 22TN/YL	LEFT FRONT HEATED SEAT TEMP SENSE
4	P968 22TN/WT	HEATED SEAT SENSOR RETURN



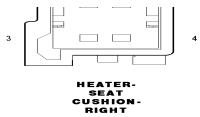
HEATER-SEAT CUSHION-LEFT REAR

HEATER-SEAT CUSHION-LEFT REAR - LT. GRAY (SEAT) 6 WAY

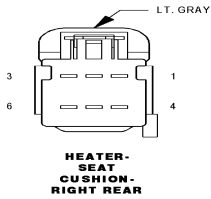
CAV	CIRCUIT	FUNCTION
1	P177 20LG/GY	LEFT REAR SEAT HEATER CONTROL
2	P672 22TN/WT	LEFT REAR HEATED SEAT TEMP SENSE
3	-	-
4	-	-
5	P968 22TN/WT	HEATED SEAT SENSOR RETURN
6	Z909 20BK/WT	GROUND



HEATER-SEAT CUSHION-RIGHT - LT. GRAY (SEAT) 4 WAY

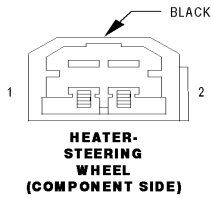


CAV	CIRCUIT	FUNCTION
1	P188 20LG/VT	RIGHT FRONT SEAT HEATER CONTROL
2	Z909 20BK/WT	GROUND
3	P688 22TN/DB	RIGHT FRONT HEATED SEAT TEMP SENSE
4	P968 22TN/WT	HEATED SEAT SENSOR RETURN



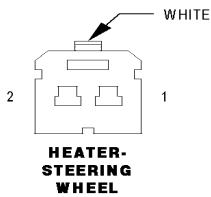
HEATER-SEAT CUSHION-RIGHT REAR - LT. GRAY (SEAT) 6 WAY

CAV	CIRCUIT	FUNCTION
1	P178 20LG/GY	RIGHT REAR SEAT HEATER CONTROL
2	P673 22TN/OR	RIGHT REAR HEATED SEAT TEMP SENSE
3	-	-
4	-	-
5	P968 22TN/WT	HEATED SEAT SENSOR RETURN
6	Z909 20BK/WT	GROUND



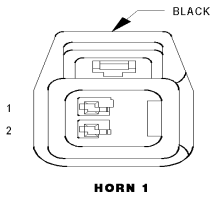
HEATER-STEERING WHEEL (COMPONENT SIDE) - BLACK (STEERING WHEEL) 2 WAY

CAV	CIRCUIT	FUNCTION
1	C91 20YL	HEATED STEERING WHEEL FEED
2	C986 20YL	HEATED STEERING WHEEL RETURN



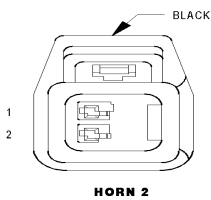
HEATER-STEERING WHEEL - WHITE (STEERING WHEEL) 2 WAY

CAV	CIRCUIT	FUNCTION
1	C91 20BK	HEATED STEERING WHEEL FEED
2	C986 20BK	HEATED STEERING WHEEL RETURN



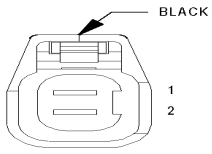
HORN 1 - (FRONT END MODULE) 2 WAY

CAV	CIRCUIT	FUNCTION
1	X22 20GY/LB	FUSED HORN CONTROL OUTPUT
2	Z904 20BK	GROUND



HORN 2 - (FRONT END MODULE) 2 WAY

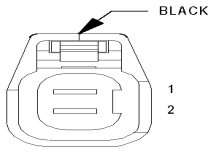
CAV	CIRCUIT	FUNCTION
1	X21 20GY/YL	FUSED HORN CONTROL OUTPUT
2	Z906 20BK	GROUND



INJECTOR-FUEL 1

INJECTOR-FUEL 1 - BLACK (ENGINE) 2 WAY

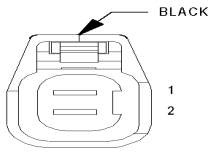
CAV	CIRCUIT	FUNCTION
1	K11 18BR/YL	INJECTOR CONTROL 1
2	F342 16BR/WT	FUSED ASD RELAY OUTPUT



INJECTOR-FUEL 2

INJECTOR-FUEL 2 - BLACK (ENGINE) 2 WAY

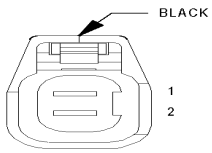
CAV	CIRCUIT	FUNCTION
1	K12 18BR/DB	INJECTOR CONTROL 2
2	F342 16BR/WT	FUSED ASD RELAY OUTPUT



INJECTOR-FUEL 3

INJECTOR-FUEL 3 - BLACK (ENGINE) 2 WAY

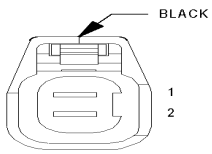
CAV	CIRCUIT	FUNCTION
1	K13 18BR/LB	INJECTOR CONTROL 3
2	F342 16BR/WT	FUSED ASD RELAY OUTPUT



INJECTOR-FUEL 4

INJECTOR-FUEL 4 - BLACK (ENGINE) 2 WAY

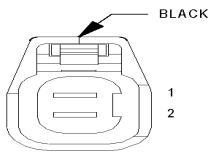
CAV	CIRCUIT	FUNCTION
1	K14 18BR/TN	INJECTOR CONTROL 4
2	F342 16BR/WT	FUSED ASD RELAY OUTPUT



INJECTOR-FUEL 5

INJECTOR-FUEL 5 - BLACK (ENGINE) 2 WAY

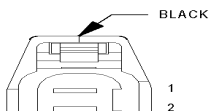
CAV	CIRCUIT	FUNCTION
1	K38 18BR/OR	INJECTOR CONTROL 5
2	F342 16BR/WT	FUSED ASD RELAY OUTPUT



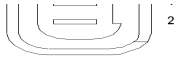
INJECTOR-FUEL 6

INJECTOR-FUEL 6 - BLACK (ENGINE) 2 WAY

CAV	CIRCUIT	FUNCTION
1	K58 18BR/VT	INJECTOR CONTROL 6
2	F342 16BR/WT	FUSED ASD RELAY OUTPUT

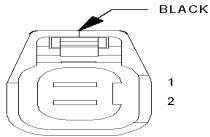


INJECTOR-FUEL 7 (4.7L/5.7L) - BLACK (ENGINE) 2 WAY



INJECTOR-FUEL 7 (4.7L/5.7L)

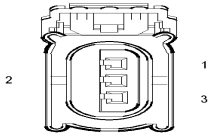
CAV	CIRCUIT	FUNCTION
1	K26 18BR/YL	INJECTOR CONTROL 7
2	F342 16BR/WT	FUSED ASD RELAY OUTPUT



INJECTOR-FUEL 8 (4.7L/5.7L)

INJECTOR-FUEL 8 (4.7L/5.7L) - BLACK (ENGINE) 2 WAY

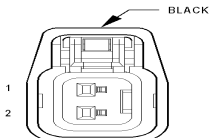
CAV	CIRCUIT	FUNCTION
1	K28 18BR/LB	INJECTOR CONTROL 8
2	F342 16BR/WT	FUSED ASD RELAY OUTPUT



LAMP-ASSEMBLY-TAIL-LEFT C1

LAMP-ASSEMBLY TAIL-LEFT C1 - (CHASSIS) 3 WAY

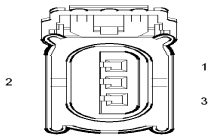
CAV	CIRCUIT	FUNCTION
1	L63 18WT/DG	LEFT REAR TURN LAMP DRIVER
2	L17 16WT/LG	PARK LAMP FEED
3	Z906 18BK	GROUND



LAMP-ASSEMBLY-TAIL-LEFT C2

LAMP-ASSEMBLY TAIL-LEFT C2 - (CHASSIS) 2 WAY

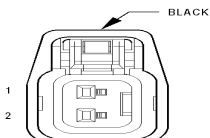
CAV	CIRCUIT	FUNCTION
1	L1 18WT/RD	BACKUP LAMP FEED
2	Z906 18BK	GROUND



LAMP-ASSEMBLY-TAIL-RIGHT C1

LAMP-ASSEMBLY TAIL-RIGHT C1 - (CHASSIS) 3 WAY

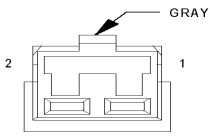
CAV	CIRCUIT	FUNCTION
1	L62 18WT/YL	RIGHT REAR TURN LAMP DRIVER
2	L217 16WT/VT	PARK LAMP FEED
3	Z914 18BK/GY	GROUND



LAMP-ASSEMBLY-TAIL-RIGHT C2

LAMP-ASSEMBLY TAIL-RIGHT C2 - BLACK (CHASSIS) 2 WAY

CAV	CIRCUIT	FUNCTION
1	L1 18WT/RD	BACKUP LAMP FEED
2	Z914 18BK/GY	GROUND



LAMP-CENTER BEZEL - GRAY (INSTRUMENT PANEL) 2 WAY

CAV	CIRCUIT	FUNCTION
-----	---------	----------

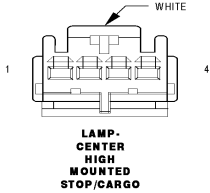
LAMP-CENTER BEZEL

1	L17 16WT/LG	PARK LAMP FEED
2	Z910 20BK/TN	GROUND

WIRES WITH NO TERMINATION

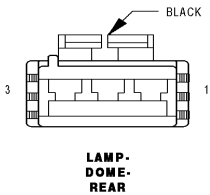
LAMP-CENTER HIGH MOUNTED STOP-AFTERMARKET - (CHASSIS) 1 WAY

CAV	CIRCUIT	FUNCTION
1	L51 18WT	BRAKE LAMP SWITCH OUTPUT



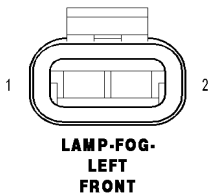
LAMP-CENTER HIGH MOUNTED STOP/CARGO - WHITE (LEFT HEADLINER/RIGHT HEADLINER) 4 WAY

CAV	CIRCUIT	FUNCTION
1	L14 20WT/TN	CARGO LAMP DRIVER
2	Z905 20BK/DG	GROUND
3	Z905 20BK/DG	GROUND
4	L51 18WT/DG	BRAKE LAMP SWITCH OUTPUT



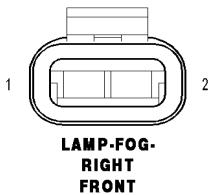
LAMP-DOME-REAR - BLACK (HEADLINER) 3 WAY

CAV	CIRCUIT	FUNCTION
1	M27 20YL/LB (LIGHT PACKAGE)	READING LAMPS DRIVER
2	M24 20YL/WT	COURTESY LAMPS DRIVER
3	Z910 20BK/TN	GROUND



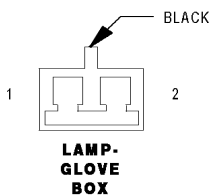
LAMP-FOG-LEFT FRONT - (FRONT FASCIA) 2 WAY

CAV	CIRCUIT	FUNCTION
1	Z904 20BK	GROUND
2	L89 18WT/YL	LEFT FRONT FOG LAMP CONTROL



LAMP-FOG-RIGHT FRONT - (FRONT FASCIA) 2 WAY

CAV	CIRCUIT	FUNCTION
1	Z906 20BK	GROUND
2	L90 18WT/OR	LEFT FRONT FOG LAMP CONTROL

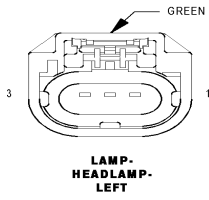


LAMP-GLOVE BOX - BLACK (INSTRUMENT PANEL) 2 WAY

CAV	CIRCUIT	FUNCTION
1	Z910 20BK/TN	GROUND

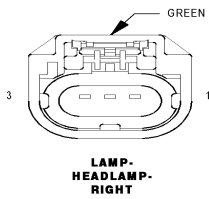
BOX

2	M27 20YL/LB	READING LAMPS DRIVER
---	-------------	----------------------



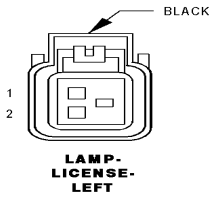
LAMP-HEADLAMP-LEFT - GREEN (FRONT END MODULE) 3 WAY

CAV	CIRCUIT	FUNCTION
1	L43 18WT/DB	LEFT LOW BEAM DRIVER
2	L911 18BK/LB	LEFT HEADLAMP RETURN SIGNAL
3	L33 18WT/LG	LEFT HIGH BEAM DRIVER



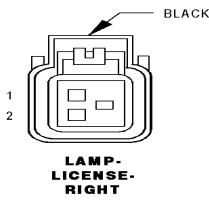
LAMP-HEADLAMP-RIGHT - GREEN (FRONT END MODULE) 3 WAY

CAV	CIRCUIT	FUNCTION
1	L44 18WT/TN	RIGHT LOW BEAM DRIVER
2	L910 18BK/LG	RIGHT HEADLAMP RETURN SIGNAL
3	L34 18WT/GY	RIGHT HIGH BEAM DRIVER



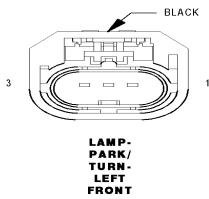
LAMP-LICENSE-LEFT - BLACK (CHASSIS) 2 WAY

CAV	CIRCUIT	FUNCTION
1	L17 16WT/LG	PARK LAMP FEED
2	Z914 18BK/GY	GROUND



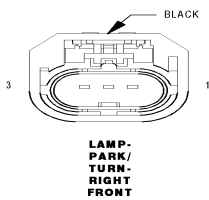
LAMP-LICENSE-RIGHT - BLACK (CHASSIS) 2 WAY

CAV	CIRCUIT	FUNCTION
1	L217 16WT/VT	PARK LAMP FEED
2	Z914 18BK/GY	GROUND



LAMP-PARK/TURN-LEFT FRONT - BLACK (FRONT END MODULE) 3 WAY

CAV	CIRCUIT	FUNCTION
1	Z906 18BK	GROUND
2	L61 16WT/LG	LEFT FRONT TURN LAMP DRIVER
3	L161 16WT/LG	LEFT FRONT TURN SIGNAL CONTROL

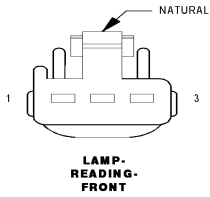


LAMP-PARK/TURN-RIGHT FRONT - BLACK (FRONT END MODULE) 3 WAY

CAV	CIRCUIT	FUNCTION
1	Z904 18BK	GROUND

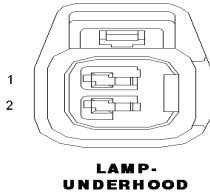
RIGHT FRONT

2	L60 16WT/TN	RIGHT FRONT TURN LAMP DRIVER
3	L160 16WT/TN	RIGHT FRONT TURN SIGNAL CONTROL



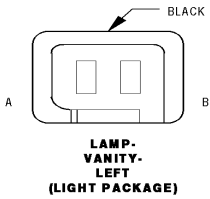
LAMP-READING-FRONT - NATURAL (HEADLINER) 3 WAY

CAV	CIRCUIT	FUNCTION
1	Z910 20BK/TN	GROUND
2	M24 20YL/WT	COURTESY LAMPS DRIVER
3	M27 20YL/LB	READING LAMPS DRIVER



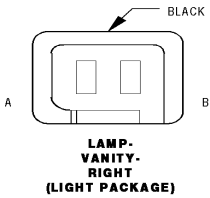
LAMP-UNDERHOOD - (UNDERHOOD LAMP) 2 WAY

CAV	CIRCUIT	FUNCTION
1	Z908 20BK	GROUND
2	A417 20RD	FUSED B(+)



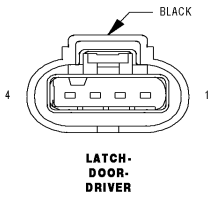
LAMP-VANITY-LEFT - BLACK (HEADLINER) 2 WAY

CAV	CIRCUIT	FUNCTION
A	M27 20YL/LB	READING LAMPS DRIVER
B	Z910 20BK/TN	GROUND



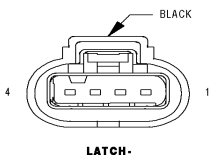
LAMP-VANITY-RIGHT - BLACK (HEADLINER) 2 WAY

CAV	CIRCUIT	FUNCTION
A	M27 20YL/LB	READING LAMPS DRIVER
B	Z910 20BK/TN	GROUND



LATCH-DOOR-DRIVER - BLACK (FRONT DOOR) 4 WAY

CAV	CIRCUIT	FUNCTION
1	P1 18TN/LG (POWER LOCKS)	DRIVER DOOR UNLOCK DRIVER
2	P3 18TN/WT (POWER LOCKS)	DRIVER DOOR LOCK DRIVER
3	G75 22VT	DRIVER DOOR AJAR SWITCH SENSE
4	Z905 22BK/DG	GROUND

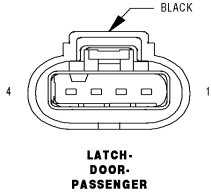


LATCH-DOOR-LEFT REAR - BLACK (REAR DOOR) 4 WAY

CAV	CIRCUIT	FUNCTION
-----	---------	----------

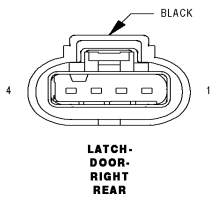
**LATCH-
DOOR-
LEFT
REAR**

1	P5 18TN/OR	LEFT REAR DOOR UNLOCK DRIVER
2	P32 18TN/VT	LEFT REAR DOOR LOCK DRIVER
3	G77 22VT/GY	LEFT REAR DOOR AJAR SWITCH SENSE
4	Z906 22BK	GROUND



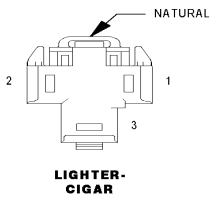
LATCH-DOOR-PASSENGER - BLACK (FRONT DOOR) 4 WAY

CAV	CIRCUIT	FUNCTION
1	P4 18TN/BR (POWER LOCKS)	PASSENGER DOOR UNLOCK DRIVER
2	P2 18LG/GY (POWER LOCKS)	PASSENGER DOOR LOCK DRIVER
3	G74 22VT/WT	PASSENGER DOOR AJAR SWITCH SENSE
4	Z909 22BK/WT	GROUND



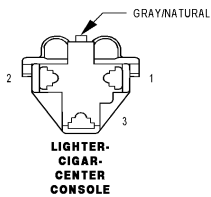
LATCH-DOOR-RIGHT REAR - BLACK (REAR DOOR) 4 WAY

CAV	CIRCUIT	FUNCTION
1	P34 18TN/LB	RIGHT REAR DOOR UNLOCK DRIVER
2	P38 18TN/DB	RIGHT REAR DOOR LOCK DRIVER
3	G76 22VT/GY	RIGHT REAR DOOR AJAR SWITCH SENSE
4	Z909 22BK/WT	GROUND



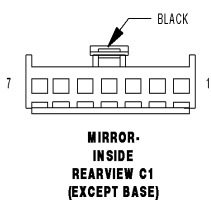
LIGHTER-CIGAR - NATURAL (INSTRUMENT PANEL) 3 WAY

CAV	CIRCUIT	FUNCTION
1	F306 18DB/PK	FUSED IGNITION RUN/ACCESSORY CONTROL OUTPUT
2	-	-
3	Z910 18BK/TN	GROUND



LIGHTER-CIGAR-CENTER CONSOLE - GRAY/NATURAL (CENTER CONSOLE) 2 WAY

CAV	CIRCUIT	FUNCTION
1	F306 18DB/PK	FUSED IGNITION RUN/ACCESSORY CONTROL OUTPUT
2	-	-
3	Z909 18BK/WT	GROUND

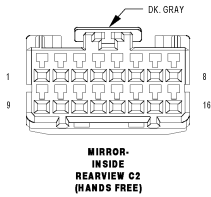


MIRROR-INSIDE REARVIEW C1 (EXCEPT BASE) - BLACK (MIRROR INT JUMPER) 7 WAY

CAV	CIRCUIT	FUNCTION
1	F943 20PK/LG	FUSED IGNITION RUN/START CONTROL OUTPUT

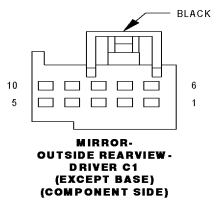
(EXCEPT BASE)

2	Z911 20BK/LG	GROUND
3	L1 18WT/LG	BACKUP LAMP FEED
4	-	-
5	-	-
6	-	-
7	-	-



MIRROR-INSIDE REARVIEW C2 (HANDS FREE) - DK. GRAY (MIRROR INT JUMPER) 16 WAY

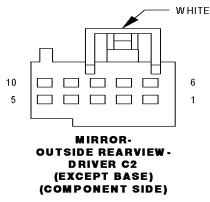
CAV	CIRCUIT	FUNCTION
1	X712 22DG/LB	MICROPHONE 1 IN (+)
2	X792 22LB/DG	MICROPHONE IN (-)
3	X722 22LB/DG	MICROPHONE 2 IN (+)
4	-	-
5	-	-
6	-	-
7	-	-
8	Z911 20BK/LG	GROUND
9	L1 18WT/LG	BACKUP LAMP FEED
10	X835 22OR/GY	SENSOR GROUND
11	-	-
12	-	-
13	F943 20PK/LG	FUSED IGNITION RUN/START CONTROL OUTPUT
14	-	-
15	X793 22DG/YL	MICROPHONE FEED
16	-	-



MIRROR-OUTSIDE REARVIEW-DRIVER C1 (EXCEPT BASE) (COMPONENT SIDE) - BLACK (FRONT DOOR) 10 WAY

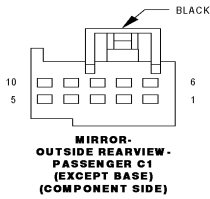
CAV	CIRCUIT	FUNCTION
1	M41 20YL/OR	DRIVER PUDDLE LAMP DRIVER
2	P591 20GY	DRIVER PUDDLE LAMP RETURN
3	-	-
4	-	-
5	-	-
6	-	-
7	P67 20TN/OR (MEMORY)	DRIVER MIRROR VERTICAL POSITION SIGNAL
8	P69 20TN/WT (MEMORY)	DRIVER MIRROR SENSOR GROUND
9	P65 20TN/VT (MEMORY)	DRIVER MIRROR HORIZONTAL POSITION SIGNAL

10	A856 20DG/RD (MEMORY)	5 VOLT SUPPLY
----	-----------------------	---------------



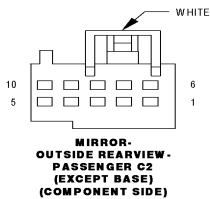
MIRROR-OUTSIDE REARVIEW-DRIVER C2 (EXCEPT BASE) (COMPONENT SIDE) - WHITE (FRONT DOOR) 10 WAY

CAV	CIRCUIT	FUNCTION
1	-	-
2	-	-
3	C160 20DB	DRIVER MIRROR HEATER RETURN
4	C16 20DB/GY	DRIVER MIRROR HEATER DRIVER
5	-	-
6	P71 20TN/DG	DRIVER MIRROR VERTICAL DRIVER
7	P73 20TN/VT	DRIVER MIRROR COMMON DRIVER
8	P75 20TN/LG	DRIVER MIRROR HORIZONTAL DRIVER
9	P501 20LG/GY	DRIVER MIRROR TURN SIGNAL DRIVER
10	P593 20GY	DRIVER MIRROR TURN SIGNAL RETURN



MIRROR-OUTSIDE REARVIEW-PASSENGER C1 (EXCEPT BASE) (COMPONENT SIDE) - BLACK (FRONT DOOR) 10 WAY

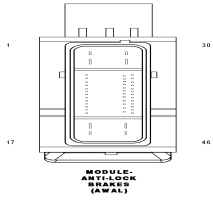
CAV	CIRCUIT	FUNCTION
1	M42 20OR/YL	PASSENGER PUDDLE LAMP DRIVER
2	P592 20GY/TN	PASSENGER PUDDLE LAMP RETURN
3	-	-
4	-	-
5	-	-
6	-	-
7	P64 20TN (MEMORY)	PASSENGER MIRROR VERTICAL POSITION SIGNAL
8	P66 20TN/LG (MEMORY)	PASSENGER MIRROR SENSOR GROUND
9	P68 20TN/YL (MEMORY)	PASSENGER MIRROR HORIZONTAL POSITION SIGNAL
10	A857 20DG/RD (MEMORY)	5 VOLT SUPPLY



MIRROR-OUTSIDE REARVIEW-PASSENGER C2 (EXCEPT BASE) (COMPONENT SIDE) - WHITE (FRONT DOOR) 10 WAY

CAV	CIRCUIT	FUNCTION
1	-	-
2	-	-
3	C170 20DB	PASSENGER MIRROR HEATER RETURN
4	C17 20LB/WT	PASSENGER MIRROR HEATER DRIVER
5	-	-
6	P72 20TN/GY	PASSENGER MIRROR VERTICAL DRIVER

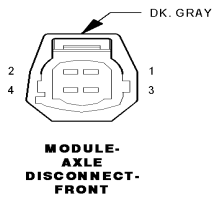
7	P70 20TN/LB	PASSENGER MIRROR COMMON DRIVER
8	P74 20TN/OR	PASSENGER MIRROR HORIZONTAL DRIVER
9	P502 20LG/DG	PASSENGER MIRROR TURN SIGNAL DRIVER
10	P595 20GY/VT	PASSENGER MIRROR TURN SIGNAL RETURN



MODULE-ANTI-LOCK BRAKES (AWAL) - (BODY) 46 WAY

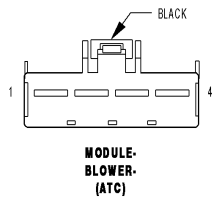
CAV	CIRCUIT	FUNCTION
1	-	-
2	A111 14DG/RD	FUSED B(+)
3	D52 22WT/LG	CAN C BUS (+)
4	-	-
5	-	-
6	-	-
7	-	-
8	-	-
9	-	-
10	-	-
11	-	-
12	B9 20DG/LG	LEFT FRONT WHEEL SPEED SENSOR (+)
13	B8 20DG/TN	LEFT FRONT WHEEL SPEED SENSOR (-)
14	B401 20DG/BR	BRAKE LAMP ACTIVATION RELAY CONTROL
15	-	-
16	Z905 18BK/DG	GROUND
17	-	-
18	D51 22WT/LB	CAN C BUS (-)
19	-	-
20	D465 20WT/VT	DYNAMICS SENSOR HIGH DATA LINK
21	-	-
22	-	-
23	-	-
24	-	-
25	-	-
26	B7 20DG/VT	RIGHT FRONT WHEEL SPEED SENSOR (+)
27	B6 20DG/WT	RIGHT FRONT WHEEL SPEED SENSOR (-)
28	-	-
29	-	-
30	-	-
31	A107 12TN/RD	FUSED B(+)

32	F941 20PK	IGNITION RUN/START CONTROL OUTPUT
33	-	-
34	D464 20WT/YL	DYNAMICS SENSOR LOW DATA LINK
35	-	-
36	-	-
37	-	-
38	-	-
39	-	-
40	-	-
41	B3 20DG/YL	REAR WHEEL SPEED SENSOR (-)
42	B4 20DG/GY	REAR WHEEL SPEED SENSOR (+)
43	B2 20DG/LB	RIGHT REAR WHEEL SPEED SENSOR (+)
44	B1 20DG/OR	RIGHT REAR WHEEL SPEED SENSOR (-)
45	Z905 12BK/DG	GROUND
46	-	-



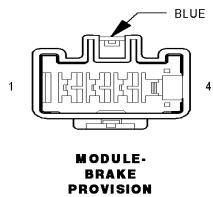
MODULE-AXLE DISCONNECT-FRONT - DK. GRAY (AXLE DISCONNECT JUMPER) 4 WAY

CAV	CIRCUIT	FUNCTION
1	Z908 20BK	GROUND
2	G304 20VT/DB	FRONT AXLE LOCK CONTROL
3	F946 20PK/LG	FUSED IGNITION RUN/START CONTROL OUTPUT
4	G303 20VT/DG	FRONT AXLE LOCK SIGNAL



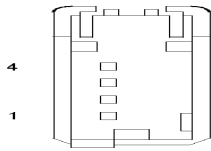
MODULE-BLOWER (ATC) - BLACK (HVAC JUMPER) 4 WAY

CAV	CIRCUIT	FUNCTION
1	Z911 10BK	GROUND
2	C56 16DB/LB	BLOWER CONTROL
3	C7 10DB	BLOWER MOTOR SUPPLY
4	C70 10DB/YL	BLOWER MOTOR HIGH DRIVER



MODULE-BRAKE PROVISION - BLUE (BODY) 4 WAY

CAV	CIRCUIT	FUNCTION
1	Z905 18BK/DG	GROUND
2	L51 18WT	BRAKE LAMP SWITCH OUTPUT
3	B40 14DG	TRAILER TOW BRAKE B(+)
4	A115 14YL/RD	FUSED B(+)



MODULE-COMPASS

MODULE-COMPASS - (LEFT HEADLINER) 4 WAY

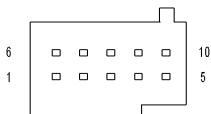
CAV	CIRCUIT	FUNCTION
1	A416 20RD	FUSED B(+)
2	Z906 20BK	GROUND
3	D506 22WT/DG	LIN BUS
4	-	-



MODULE-DOOR-DRIVER C1 (EXCEPT BASE)

MODULE-DOOR-DRIVER C1 (EXCEPT BASE) - (FRONT DOOR) 10 WAY

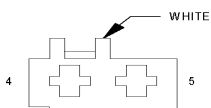
CAV	CIRCUIT	FUNCTION
1	M41 20YL/OR	DRIVER PUDDLE LAMP DRIVER
2	P591 20GY/LG	DRIVER PUDDLE LAMP RETURN
3	-	-
4	-	-
5	-	-
6	-	-
7	P67 20TN/OR	DRIVER MIRROR VERTICAL POSITION SIGNAL
8	P69 20TN/WT	DRIVER MIRROR SENSOR GROUND
9	P65 20TN/VT	DRIVER MIRROR HORIZONTAL POSITION SIGNAL
10	A856 20DG/RD	5 VOLT SUPPLY



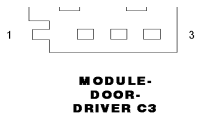
MODULE-DOOR-DRIVER C2 (EXCEPT BASE)

MODULE-DOOR-DRIVER C2 (EXCEPT BASE) - (FRONT DOOR) 10 WAY

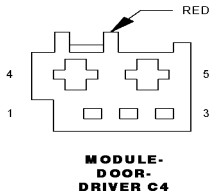
CAV	CIRCUIT	FUNCTION
1	-	-
2	-	-
3	C160 20DB	DRIVER MIRROR HEATER RETURN
4	C16 20DB/GY	DRIVER MIRROR HEATER DRIVER
5	-	-
6	P71 20TN/DG	DRIVER MIRROR VERTICAL DRIVER
7	P73 20TN/VT	DRIVER MIRROR COMMON DRIVER
8	P75 20TN/LG	DRIVER MIRROR HORIZONTAL DRIVER
9	P501 20LG/GY	DRIVER MIRROR TURN SIGNAL DRIVER
10	P593 20GY	DRIVER MIRROR TURN SIGNAL RETURN



MODULE-DOOR-DRIVER C3 - WHITE (FRONT DOOR) 5 WAY

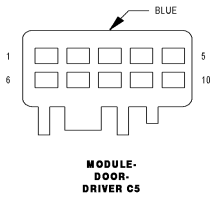


CAV	CIRCUIT	FUNCTION
1	D264 22WT/OR	CAN IHS BUS (125K) (-)
2	D265 22WT/GY	CAN IHS BUS (125K) (+)
3	-	-
4	Z905 16BK/DG	GROUND
5	A215 16RD/LG	FUSED B(+)



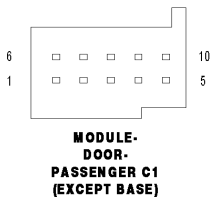
MODULE-DOOR-DRIVER C4 - RED (FRONT DOOR) 5 WAY

CAV	CIRCUIT	FUNCTION
1	Q301 22OR/WT (CREW CAB/QUAD CAB)	DRIVER WINDOW HALL SENSOR A SIGNAL
2	Q305 22OR (CREW CAB/QUAD CAB)	DRIVER WINDOW HALL SENSOR SUPPLY
3	Q991 22BK/OR (CREW CAB/QUAD CAB)	DRIVER WINDOW HALL SENSOR RETURN
4	Q11 16OR/LG	DRIVER WINDOW DRIVER (UP)
5	Q21 16OR/WT	DRIVER WINDOW DRIVER (DOWN)



MODULE-DOOR-DRIVER C5 - BLUE (FRONT DOOR) 10 WAY

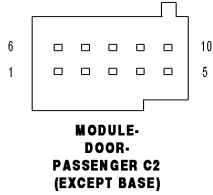
CAV	CIRCUIT	FUNCTION
1	D500 22WT	LIN BUS
2	D501 22WT/LG	LIN BUS RETURN
3	-	-
4	-	-
5	-	-
6	G200 22VT/BR	MEMORY SELECT SWITCH MUX
7	G920 22VT/YL	MEMORY SELECT SWITCH RETURN
8	-	-
9	-	-
10	-	-



MODULE-DOOR-PASSENGER C1 (EXCEPT BASE) - (FRONT DOOR) 10 WAY

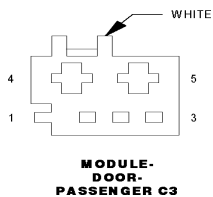
CAV	CIRCUIT	FUNCTION
1	M42 20OR/YL	PASSENGER PUDDLE LAMP DRIVER
2	P592 20GY/TN	PASSENGER PUDDLE LAMP RETURN
3	-	-
4	-	-
5	-	-
6	-	-

7	P64 20TN	PASSENGER MIRROR VERTICAL POSITION SIGNAL
8	P66 20TN/LG	PASSENGER MIRROR SENSOR GROUND
9	P68 20TN/YL	PASSENGER MIRROR HORIZONTAL POSITION SIGNAL
10	A857 20DG/RD	5 VOLT SUPPLY



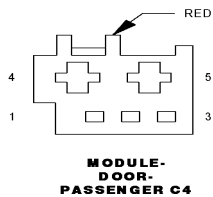
MODULE-DOOR-PASSENGER C2 (EXCEPT BASE) - (FRONT DOOR) 10 WAY

CAV	CIRCUIT	FUNCTION
1	-	-
2	-	-
3	C170 20DB	PASSENGER MIRROR HEATER RETURN
4	C17 20LB/WT	PASSENGER MIRROR HEATER DRIVER
5	-	-
6	P72 20TN/GY	PASSENGER MIRROR VERTICAL DRIVER
7	P70 20TN/LB	PASSENGER MIRROR COMMON DRIVER
8	P74 20TN/OR	PASSENGER MIRROR HORIZONTAL DRIVER
9	P502 20LG/DG	PASSENGER MIRROR TURN SIGNAL DRIVER
10	P595 20GY/VT	PASSENGER MIRROR TURN SIGNAL RETURN



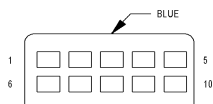
MODULE-DOOR-PASSENGER C3 - WHITE (FRONT DOOR) 5 WAY

CAV	CIRCUIT	FUNCTION
1	D264 22WT/OR	CAN IHS BUS (125K) (-)
2	D265 22WT/GY	CAN IHS BUS (125K) (+)
3	-	-
4	Z909 16BK/WT	GROUND
5	A214 16RD/LB	FUSED B(+)

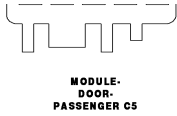


MODULE-DOOR-PASSENGER C4 - RED (FRONT DOOR) 5 WAY

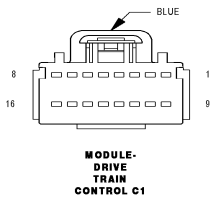
CAV	CIRCUIT	FUNCTION
1	Q302 22OR/LG (CREW CAB/QUAD CAB)	PASSENGER WINDOW HALL SENSOR A SIGNAL
2	Q306 22OR/DB (CREW CAB/QUAD CAB)	PASSENGER WINDOW HALL SENSOR SUPPLY
3	Q990 22BK/LG (CREW CAB/QUAD CAB)	PASSENGER WINDOW HALL SENSOR RETURN
4	Q12 16OR/BR	PASSENGER WINDOW DRIVER (UP)
5	Q22 16OR/VT	PASSENGER WINDOW DRIVER (DOWN)



MODULE-DOOR-PASSENGER C5 - BLUE (FRONT DOOR) 10 WAY

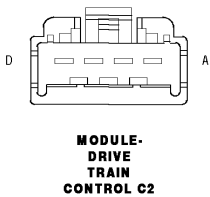


CAV	CIRCUIT	FUNCTION
1	-	-
2	-	-
3	-	-
4	G160 22VT/LG	PASSENGER DOOR LOCK SWITCH MUX
5	-	-
6	Q336 22OR/GY	PASSENGER WINDOW SWITCH MUX
7	Q936 22OR/LG	PASSENGER WINDOW SWITCH RETURN
8	E34 22OR/TN	PASSENGER WINDOW SWITCH ILLUMINATION DRIVER
9	-	-
10	-	-



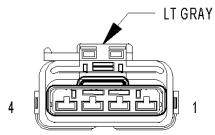
MODULE-DRIVE TRAIN CONTROL C1 - BLUE (RIGHT DASH) 16 WAY

CAV	CIRCUIT	FUNCTION
1	T301 20DG/YL	SWITCHED BATTERY SOLENOID SUPPLY
2	-	-
3	T313 22YL/LG	MODE SENSOR SIGNAL
4	F946 20PK/LG	FUSED IGNITION RUN/START CONTROL OUTPUT
5	D64 22WT/LB	CAN C BUS (-)
6	D65 22WT/LG	CAN C BUS (+)
7	-	-
8	-	-
9	T317 20YL/TN	STEP MOTOR CONTROL D
10	K594 22BR/LG	DRIVETRAIN SENSOR RETURN
11	K504 22BR	DRIVETRAIN 5 VOLT SUPPLY
12	-	-
13	-	-
14	G303 22VT/DG	FRONT AXLE LOCK SIGNAL
15	G304 22VT/DB	FRONT AXLE LOCK CONTROL
16	-	-



MODULE-DRIVE TRAIN CONTROL C2 - (RIGHT DASH) 4 WAY

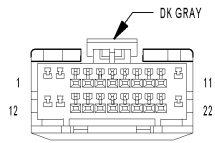
CAV	CIRCUIT	FUNCTION
A	T316 14YL/GY	SHIFT MOTOR CONTROL B
B	T315 14YL/BR	SHIFT MOTOR CONTROL A
C	A104 14YL/RD	FUSED B(+)
D	Z908 14BK	GROUND



MODULE-FUEL PUMP

MODULE-FUEL PUMP - LT. GRAY (CHASSIS) 4 WAY

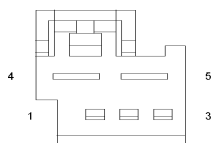
CAV	CIRCUIT	FUNCTION
1	Z914 14BK/GY	GROUND
2	G109 20LG/TN	FUEL LEVEL SENSE RETURN
3	N4 20DB/WT	FUEL LEVEL SENSOR SIGNAL
4	N1 16DB/OR	FUSED FUEL PUMP CONTROL OUTPUT



MODULE-HANDS FREE

MODULE-HANDS FREE - DK. GRAY (INSTRUMENT PANEL) 22 WAY

CAV	CIRCUIT	FUNCTION
1	A300 20GY	FUSED B(+)
2	-	-
3	-	-
4	D264 22WT/OR	CAN IHS BUS (125K) (-)
5	X722 22LB/DG	MICROPHONE 2 IN (+)
6	-	-
7	-	-
8	X703 22DG/OR	LEFT AUDIO OUTPUT
9	X704 22DG/BK	RIGHT AUDIO OUTPUT
10	X795 22DG	COMMON AUDIO OUTPUT
11	-	-
12	-	-
13	-	-
14	D265 22WT/GY	CAN IHS BUS (125K) (+)
15	-	-
16	X712 22DG/LB	MICROPHONE 1 IN (+)
17	X792 22DB	MICROPHONE IN (-)
18	-	-
19	-	-
20	X793 22DG/YL	MICROPHONE FEED
21	X835 22OR/GY	SENSOR GROUND
22	Z912 20BK/OR	GROUND



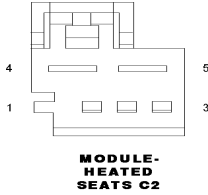
MODULE-HEATED SEATS C1

MODULE-HEATED SEATS C1 - (SEAT) 5 WAY

CAV	CIRCUIT	FUNCTION
1	D265 22WT/GY	CAN IHS BUS (125K) (+)

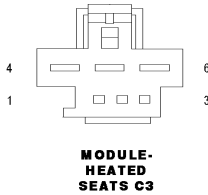
HEATED SEATS C1

2	D264 22WT/OR	CAN IHS BUS (125K) (-)
3	-	-
4	Z909 20BK/WT	GROUND
5	F930 18PK/YL	FUSED IGNITION RUN CONTROL OUTPUT



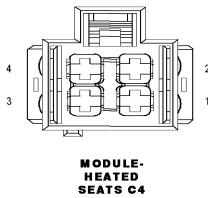
MODULE-HEATED SEATS C2 - (SEAT) 5 WAY

CAV	CIRCUIT	FUNCTION
1	P687 22TN/YL	LEFT FRONT HEATED SEAT TEMP SENSE
2	P688 22TN/DB	RIGHT FRONT HEATED SEAT TEMP SENSE
3	P968 22TN/WT	HEATED SEAT SENSOR RETURN
4	P187 20LG/BR	LEFT FRONT SEAT HEATER CONTROL
5	P188 20LG/VT	RIGHT FRONT SEAT HEATER CONTROL



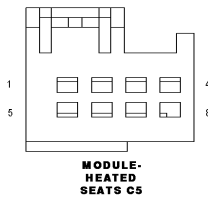
MODULE-HEATED SEATS C3 - (SEAT) 6 WAY

CAV	CIRCUIT	FUNCTION
1	P673 22TN/OR	RIGHT REAR HEATED SEAT TEMP SENSE
2	P672 22TN/WT	LEFT REAR HEATED SEAT TEMP SENSE
3	P968 22TN/WT	HEATED SEAT SENSOR RETURN
4	P177 20LG/GY	LEFT REAR SEAT HEATER CONTROL
5	P178 20LG/GY	RIGHT REAR SEAT HEATER CONTROL
6	F931 18PK/YL	FUSED IGNITION RUN CONTROL OUTPUT



MODULE-HEATED SEATS C4 - (SEAT) 4 WAY

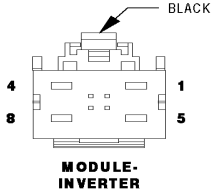
CAV	CIRCUIT	FUNCTION
1	-	-
2	F931 18PK/YL	FUSED IGNITION RUN CONTROL OUTPUT
3	C986 20GY/DB	HEATED STEERING WHEEL RETURN
4	C91 20DB/LG	HEATED STEERING WHEEL FEED



MODULE-HEATED SEATS C5 - (SEAT) 8 WAY

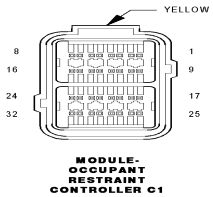
CAV	CIRCUIT	FUNCTION
1	P922 22BR/LG	RIGHT SEAT VENT RETURN
2	P422 22LG/BR	RIGHT SEAT VENT FEED
3	-	-
4	-	-

5	P921 22OR/LG	LEFT SEAT VENT RETURN
6	P421 22LG/OR	LEFT SEAT VENT FEED
7	-	-
8	-	-



MODULE-INVERTER - BLACK (SEAT) 8 WAY

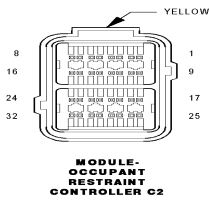
CAV	CIRCUIT	FUNCTION
1	P802 20LG/OR	110 VOLT AC LINE 2
2	-	-
3	-	-
4	A904 14RD	FUSED B(+)
5	P801 20LG	110 VOLT AC LINE 1
6	P807 22LG/LB	INVERTER SWITCH SIGNAL
7	P806 22LG/WT	INVERTER STATUS INDICATOR DRIVER
8	Z909 14BK/WT	GROUND



MODULE-OCCUPANT RESTRAINT CONTROLLER C1 - YELLOW (BODY) 32 WAY

CAV	CIRCUIT	FUNCTION
1	R3 20LB/OR	LEFT CURTAIN SQUIB 1 LINE 1
2	R1 20LB/WT	LEFT CURTAIN SQUIB 1 LINE 2
3	R2 20WT/LB	RIGHT CURTAIN SQUIB 1 LINE 2
4	R4 20OR/LB	RIGHT CURTAIN SQUIB 1 LINE 1
5	-	-
6	-	-
7	-	-
8	-	-
9	D52 22WT/LG	CAN C BUS (+)
10	-	-
11	R130 20LG/DB	LEFT SIDE IMPACT PRESSURE SENSOR SIGNAL
12	R140 20TN	RIGHT SIDE IMPACT PRESSURE SENSOR SIGNAL
13	R13 22LG/TN	LEFT SIDE IMPACT SENSOR 1 SIGNAL
14	R80 20VT/LB	RIGHT FRONT IMPACT SENSOR SIGNAL
15	R14 22TN/LG	RIGHT SIDE IMPACT SENSOR 1 SIGNAL
16	R79 20LB/VT	LEFT FRONT IMPACT SENSOR SIGNAL
17	D51 22WT/LB	CAN C BUS (-)
18	Z913 18BK	GROUND
19	R150 20DB	LEFT SIDE IMPACT PRESSURE SENSOR GROUND

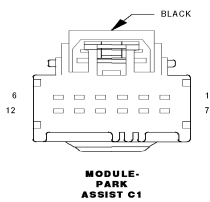
20	R160 20BR	RIGHT SIDE IMPACT PRESSURE SENSOR GROUND
21	R15 22LG/BR	LEFT SIDE IMPACT SENSOR 1 GROUND
22	R82 20WT/LB	RIGHT FRONT IMPACT SENSOR GROUND
23	R16 22BR/LG	RIGHT SIDE IMPACT SENSOR 1 GROUND
24	R81 20LB/WT	LEFT FRONT IMPACT SENSOR GROUND
25	-	-
26	-	-
27	-	-
28	-	-
29	R55 20LG/DG	DRIVER SEAT BELT RETRACTOR TENSIONER LINE 1
30	R53 20LG/YL	DRIVER SEAT BELT RETRACTOR TENSIONER LINE 2
31	R54 20LB/YL	PASSENGER SEAT BELT RETRACTOR TENSIONER LINE 2
32	R56 20LB/DG	PASSENGER SEAT BELT RETRACTOR TENSIONER LINE 1



MODULE-OCCUPANT RESTRAINT CONTROLLER C2 - YELLOW (INSTRUMENT PANEL) 32 WAY

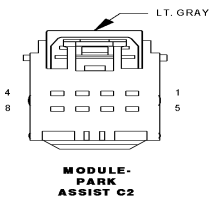
CAV	CIRCUIT	FUNCTION
1	-	-
2	-	-
3	-	-
4	-	-
5	R45 20LG/OR	DRIVER SQUIB 1 LINE 1
6	R43 20LG/BR	DRIVER SQUIB 1 LINE 2
7	R61 20LG/VT	DRIVER SQUIB 2 LINE 2
8	R63 20LG/WT	DRIVER SQUIB 2 LINE 1
9	-	-
10	R57 20LG/GY	DRIVER SEAT BELT BUCKLE SWITCH SENSE
11	R263 20LB	DRIVER SEAT POSITION SENSOR VOLTAGE
12	-	-
13	-	-
14	-	-
15	-	-
16	F201 20PK/OR	FUSED IGNITION RUN/START CONTROL OUTPUT
17	-	-
18	R59 20LG/TN	DRIVER SEAT BELT BUCKLE SWITCH GROUND
19	R261 20LB/YL	DRIVER SEAT POSITION SENSOR DATA
20	-	-
21	-	-
22	-	-

23	-	-
24	F100 20PK/VT	FUSED IGNITION RUN CONTROL OUTPUT
25	-	-
26	-	-
27	-	-
28	-	-
29	R44 20LB/OR	PASSENGER SQUIB 1 LINE 1
30	R42 20LB/BR	PASSENGER SQUIB 1 LINE 2
31	R62 20LB/VT	PASSENGER SQUIB 2 LINE 1
32	R64 20LB/WT	PASSENGER SQUIB 2 LINE 2



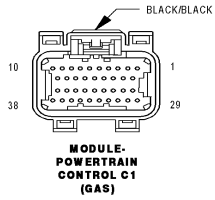
MODULE-PARK ASSIST C1 - BLACK (RIGHT HEADLINER) 12 WAY

CAV	CIRCUIT	FUNCTION
1	F921 20PK/YL	FUSED IGNITION RUN CONTROL OUTPUT
2	X777 22DG/GY	PARK ASSIST DISPLAY SUPPLY
3	-	-
4	D777 22WT/GY	PARK ASSIST DISPLAY SIGNAL
5	-	-
6	D265 22WT/GY	CAN IHS BUS (125K) (+)
7	-	-
8	-	-
9	-	-
10	X779 22GY/OR	PARK ASSIST DISPLAY RETURN
11	Z906 20BK	GROUND
12	D264 22WT/OR	CAN IHS BUS (125K) (-)



MODULE-PARK ASSIST C2 - LT GRAY (HEADLINER) 8 WAY

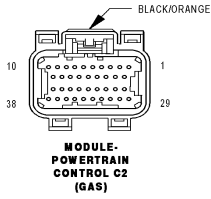
CAV	CIRCUIT	FUNCTION
1	D701 22WT/LB	PARK ASSIST SENSOR 8 SIGNAL
2	D703 22WT/OR	PARK ASSIST SENSOR 9 SIGNAL
3	D704 22WT/DG	PARK ASSIST SENSOR 10 SIGNAL
4	X700 22GY/OR	PARK ASSIST SENSOR SUPPLY
5	D710 22WT	PARK ASSIST SENSOR 11 SIGNAL
6	X750 22GY/LB	PARK ASSIST SENSOR GROUND
7	-	-
8	-	-



MODULE-POWERTRAIN CONTROL C1 - BLACK/BLACK (ENGINE) 38 WAY

CAV	CIRCUIT	FUNCTION
1	K98 18DB/YL (EXCEPT 3.7L)	COIL CONTROL 8
2	-	-
3	K97 18DB/YL (EXCEPT 3.7L)	COIL CONTROL 7
4	K28 18BR/LB (EXCEPT 3.7L)	INJECTOR CONTROL 8
5	K26 18BR/YL (EXCEPT 3.7L)	INJECTOR CONTROL 7
6	-	-
7	-	-
8	-	-
9	Z908 16BK	GROUND
10	A209 16RD	FUSED B(+)
11	F202 18PK/GY	IGNITION RUN/START CONTROL OUTPUT
12	F1 20PK/WT (EXCEPT 3.7L MTX)	IGNITION OFF/RUN/START CONTROL OUTPUT
13	-	-
14	-	-
15	-	-
16	K238 20DB/LG (5.7L)	SRV ACTUATOR CONTROL SIGNAL
17	-	-
18	Z908 16BK	GROUND
19	Z908 16BK	GROUND
20	G6 16VT/GY (3.7L/4.7L)	OIL PRESSURE SIGNAL
20	G6 20VT/GY (5.7L)	OIL PRESSURE SIGNAL
21	K237 20DB/YL (5.7L)	SRV SENSE OUTPUT
22	-	-
23	-	-
24	A804 18RD/GY	GEN SENSE
25	-	-
26	-	-
27	F856 20YL/PK	5 VOLT SUPPLY
28	K452 20BR/LB (5.7L)	MDS SOL CONTROL 4
29	A209 16RD	FUSED B(+)
30	-	-
31	K141 20DB/YL	O2 1/2 SIGNAL
32	K902 20BR/DG	O2 RETURN (UPSTREAM)
33	K243 20BR	O2 2/2 SIGNAL
34	D65 20WT/LG	CAN C BUS (+)
35	D64 20WT/LB	CAN C BUS (-)

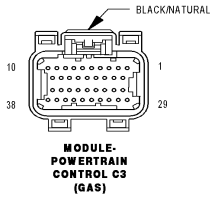
36	-	-
37	-	-
38	F342 16BR/WT	FUSED ASD RELAY OUTPUT



MODULE-POWERTRAIN CONTROL C2 - BLACK/ORANGE (ENGINE) 38 WAY

CAV	CIRCUIT	FUNCTION
1	K10 18DB/OR (EXCEPT 3.7L)	COIL CONTROL 6
2	K16 18DB/YL (EXCEPT 3.7L)	COIL CONTROL 5
3	K15 18DB/GY (EXCEPT 3.7L)	COIL CONTROL 4
4	K58 18BR/VT	INJECTOR CONTROL 6
5	K38 18BR/OR	INJECTOR CONTROL 5
6	K447 20TN/YL	ETC MOTOR (+)
7	K18 18DB/OR	COIL CONTROL 3
8	K35 20DB/VT (EXCEPT 5.7L MDS)	EGR SOL CONTROL
9	K17 18DB/TN	COIL CONTROL 2
10	K19 18DB/DG	COIL CONTROL 1
11	K14 18BR/TN	INJECTOR CONTROL 4
12	K13 18BR/LB	INJECTOR CONTROL 3
13	K12 18BR/DB	INJECTOR CONTROL 2
14	K11 18BR/YL	INJECTOR CONTROL 1
15	K922 20BR/DB	TP SENSOR RETURN
16	K453 20BR/DG (5.7L MDS)	MDS SOL CONTROL 6
17	K199 20BR/VT	O2 2/1 HEATER CONTROL
18	K99 20BR/LG	O2 1/1 HEATER CONTROL
19	K20 18BR/GY	GEN FIELD CONTROL
20	K2 20VT/OR	ECT SIGNAL
21	K22 20BR/OR	TP 1 SIGNAL
22	K34 20DB/LG (EXCEPT 5.7L)	EGR SIGNAL
23	K1 20VT/BR	MAP SIGNAL
24	K942 20BR/LG	KS 1 RETURN
25	K42 20DB/YL	KS 1 SIGNAL
26	-	-
27	K900 20DB/DG	SENSOR GROUND
28	K122 20BR/DG	TP 2 SIGNAL
29	F855 20PK/YL	5 VOLT SUPPLY
30	K21 20DB/LG	IAT SIGNAL
31	K41 20DB/LB	O2 1/1 SIGNAL
32	K904 20DB/DG	O2 RETURN (DOWNSTREAM)

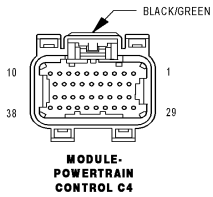
33	K43 20DB/LG	O2 2/1 SIGNAL
34	K44 20DB/GY	CMP SIGNAL
35	K24 20BR/LB	CKP SIGNAL
36	K242 20BR/WT (EXCEPT 4.7L)	KS 2 SIGNAL
37	K924 20WT/BR (EXCEPT 4.7L)	KS 2 RETURN
38	K448 20TN/OR	ETC MOTOR (-)



MODULE-POWERTRAIN CONTROL C3 - BLACK/NATURAL (ENGINE) 38 WAY

CAV	CIRCUIT	FUNCTION
1	-	-
2	-	-
3	K51 20BR/WT	ASD RELAY CONTROL OUTPUT
4	-	-
5	K454 20BR/OR (5.7L MDS)	MDS SOL CONTROL 7
6	K451 20BR/WT (5.7L MDS)	MDS SOL CONTROL 1
7	-	-
8	K442 20DB (5.7L MDS)	VCT CONTROL
9	K299 20BR/WT	O2 1/2 HEATER CONTROL SUPPLY
10	K399 20BR/GY	O2 2/2 HEATER CONTROL
11	C13 20LB/OR	A/C CLUTCH CONTROL
12	-	-
13	-	-
14	B16 20LB/DG	BRAKE SIGNAL 2
15	V937 20VT/BR	S/C SWITCH GROUND
16	K167 20BR/YL	APP SENSOR GROUND 1
17	K400 20BR/VT	APP SENSOR GROUND 2
18	V38 20VT/OR	S/C SIGNAL 2
19	F342 16BR/WT	FUSED ASD RELAY OUTPUT
20	K52 20DB/WT	EVAP PURGE CONTROL
21	T41 20YL/DB	TRS T41 SIGNAL
22	G113 20VT	PTO SENSE
23	B15 20DG/WT	BRAKE SIGNAL 1
24	-	-
25	K23 20BR/WT	APP SIGNAL 1
26	-	-
27	T5 20DG/YL	AUTOSTICK (ERS) SIGNAL
28	F342 16BR/WT	FUSED ASD RELAY OUTPUT
29	K70 20DB/BR	EVAP PURGE SOL SIGNAL

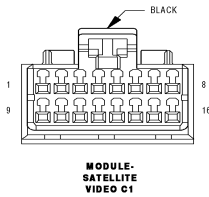
30	-	-
31	-	-
32	-	-
33	G24 20VT/BR (5.7L MDS)	EOT SIGNAL
34	V37 20VT	S/C SIGNAL 1
35	K107 20VT/WT	ESM SIGNAL
36	K29 20WT/BR	APP SIGNAL 2
37	K31 20BR	FUEL PUMP CONTROL
38	T752 20DG/OR	STARTER RELAY CONTROL



MODULE-POWERTRAIN CONTROL C4 - BLACK/GREEN (ENGINE) 38 WAY

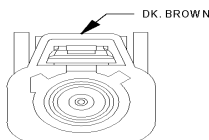
CAV	CIRCUIT	FUNCTION
1	T60 20YL/GY	OD CONTROL
2	T259 20YL/DG (RFE)	4C CONTROL
2	T59 20YL/LB (RLE)	UD CONTROL
3	-	-
4	T140 20YL/GY (RFE)	MS CONTROL
5	-	-
6	T219 20YL/LG (RFE)	2C CONTROL
6	T19 20YL/DB (RLE)	2-4 CONTROL
7	-	-
8	T59 20YL/LB (RFE)	UD CONTROL
9	-	-
10	T20 20DG/WT	L/R CONTROL
11	T118 20DG	LP VFS CONTROL
12	Z908 18BK	GROUND
13	Z908 18BK	GROUND
14	Z908 18BK	GROUND
15	T1 20DG/LB	TRS T1 SIGNAL
16	T3 20DG/DB	TRS T3 SIGNAL
17	-	-
18	T15 20YL/BR	TRANSMISSION CONTROL
19	T16 16YL/OR	TRANSMISSION CONTROL OUTPUT
20	T48 20BR/YL (RFE)	4C PRESSURE SIGNAL
21	T29 20YL/WT (RFE)	UD PRESSURE SIGNAL
22	T9 20DG/TN	OD PRESSURE SIGNAL
23	-	-
24	-	-

25	-	-
26	T4 20DG/LB (RFE)	TRS T2 SIGNAL
27	-	-
28	T16 16YL/OR	TRANSMISSION CONTROL OUTPUT
29	T50 20YL/TN	L/R PRESSURE SIGNAL
30	T147 20DG/YL (RFE)	2C PRESSURE SIGNAL
30	T47 20YL/DG (RLE)	2-4 PRESSURE SIGNAL
31	T38 20YL/BR	LINE PRESSURE SIGNAL
32	T14 20DG/BR	OUTPUT SPEED SIGNAL
33	T52 20DG/OR	INPUT SPEED SIGNAL
34	T13 20DG/VT	SPEED SENSOR GROUND
35	T54 20DG/OR	TRANSMISSION TEMPERATURE SIGNAL
36	-	-
37	T42 20DG/YL	TRS T42 SIGNAL
38	T16 16YL/OR	TRANSMISSION CONTROL OUTPUT



MODULE-SATELLITE VIDEO C1 - BLACK (INSTRUMENT PANEL) 16 WAY

CAV	CIRCUIT	FUNCTION
1	D265 22WT/GY	CAN IHS BUS (125K) (+)
2	Z912 20BK/OR	GROUND
3	-	-
4	-	-
5	-	-
6	X975 22DG/VT	SATELLITE VIDEO SHIELD
7	X973 22DG/BK	SATELLITE COMMON VIDEO SIGNAL
8	X974 22DG/WT	SATELLITE VIDEO SIGNAL
9	D264 22WT/OR	CAN IHS BUS (125K) (-)
10	A413 20RD/LB	FUSED B(+) (I.O.D.)
11	-	-
12	-	-
13	-	-
14	X18 22GY/BK	SATELLITE RIGHT AUDIO SIGNAL
15	X918 22GY	SATELLITE COMMON AUDIO SIGNAL
16	X19 22GY/RD	SATELLITE LEFT AUDIO SIGNAL

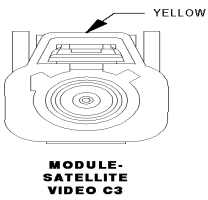


MODULE-SATELLITE VIDEO C2 - DK. BROWN (BODY) 2 WAY

CAV	CIRCUIT	FUNCTION
-----	---------	----------

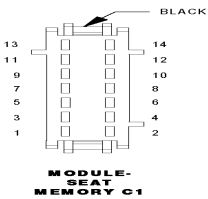
MODULE-SATELLITE VIDEO C2

1	D140 BK	SATELLITE VIDEO ANTENNA SIGNAL 2
2	D127 BK	SATELLITE VIDEO ANTENNA SHIELD 2



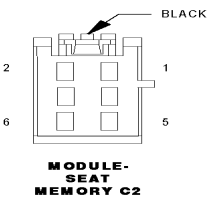
MODULE-SATELLITE VIDEO C3 - YELLOW (BODY) 2 WAY

CAV	CIRCUIT	FUNCTION
1	D141 BK	SATELLITE VIDEO ANTENNA SIGNAL 3
2	D128 BK	SATELLITE VIDEO ANTENNA SHIELD 3



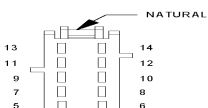
MODULE-SEAT MEMORY C1 - BLACK (SEAT) 14 WAY

CAV	CIRCUIT	FUNCTION
1	P205 20LG/WT	ADJUSTABLE PEDALS MOTOR FORWARD
2	P206 20LG/LB	ADJUSTABLE PEDALS MOTOR REARWARD
3	-	-
4	-	-
5	D264 22WT/OR	CAN IHS BUS (125K) (-)
6	-	-
7	D265 22WT/GY	CAN IHS BUS (125K) (+)
8	A907 14OR/RD	FUSED B(+)
9	-	-
10	Z909 14BK/WT	GROUND
11	-	-
12	-	-
13	-	-
14	-	-

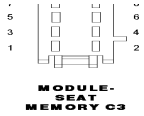


MODULE-SEAT MEMORY C2 - BLACK (SEAT) 6 WAY

CAV	CIRCUIT	FUNCTION
1	G493 22OR/VT	POSITION SENSOR GROUND
2	P141 18LG/BR	DRIVER SEAT RECLINER UP DRIVER
3	G13 22VT/LB	ADJUSTABLE PEDALS SENSOR SUPPLY
4	P143 18LG/GY	DRIVER SEAT RECLINER DOWN DRIVER
5	G403 22VT/OR	DRIVER SEAT RECLINER POSITION SENSE
6	-	-

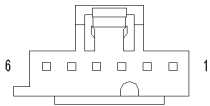


MODULE-SEAT MEMORY C3 - NATURAL (SEAT) 14 WAY



MODULE-SEAT MEMORY C3

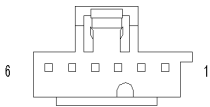
CAV	CIRCUIT	FUNCTION
1	G404 22VT/YL	DRIVER SEAT FRONT VERTICAL POSITION SENSE
2	G402 22VT/DB	DRIVER SEAT REAR VERTICAL POSITION SENSE
3	G401 22VT/LG	DRIVER SEAT HORIZONTAL POSITION SENSE
4	G494 22YL/VT	DRIVER SEAT FRONT VERTICAL SENSOR GROUND
5	G492 22LB/VT	DRIVER SEAT REAR VERTICAL SENSOR GROUND
6	G491 22VT/GY	DRIVER SEAT HORIZONTAL SENSOR GROUND
7	-	-
8	P115 16LG	DRIVER SEAT HORIZONTAL FORWARD DRIVER
9	P117 16LG/LB	DRIVER SEAT HORIZONTAL REARWARD DRIVER
10	P113 18LG/WT	DRIVER SEAT REAR VERTICAL DOWN DRIVER
11	-	-
12	P111 18LG/YL	DRIVER SEAT REAR VERTICAL UP DRIVER
13	P121 18LG/DB	DRIVER SEAT FRONT VERTICAL DOWN DRIVER
14	P119 18LG/DG	DRIVER SEAT FRONT VERTICAL UP DRIVER



MODULE-SEAT MEMORY C4

MODULE-SEAT MEMORY C4 - (SEAT) 6 WAY

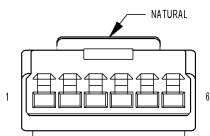
CAV	CIRCUIT	FUNCTION
1	P28 22LG/BR	DRIVER SEAT SWITCH MUX RETURN
2	P311 22LG/VT	DRIVER SEAT FRONT VERTICAL/RECLINER SWITCH MUX
3	P309 22LG/BR	DRIVER SEAT REAR VERTICAL/HORIZONTAL SWITCH MUX
4	-	-
5	-	-
6	P29 22LG/WT	DRIVER SEAT SWITCH MUX SUPPLY



MODULE-SEAT MEMORY C5

MODULE-SEAT MEMORY C5 - (SEAT) 6 WAY

CAV	CIRCUIT	FUNCTION
1	-	-
2	-	-
3	-	-
4	Q102 22OR/LB	ADJUSTABLE PEDALS SWITCH FORWARD
5	Q103 22OR/LG	ADJUSTABLE PEDALS SWITCH REARWARD
6	-	-

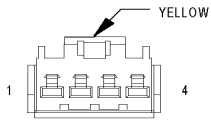


MODULE-STEERING CONTROL C2 - NATURAL (INSTRUMENT PANEL) 6 WAY

CAV	CIRCUIT	FUNCTION
-----	---------	----------

**MODULE-
STEERING
CONTROL C2**

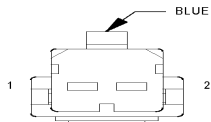
1	Z911 20BK/LG (EVIC)	GROUND
1	X20 22GY/WT (EXCEPT EVIC)	RADIO CONTROL MUX
2	D506 22WT/DG (EVIC)	LIN BUS
2	X920 22GY/OR (EXCEPT EVIC)	RADIO CONTROL MUX RETURN
3	A909 20RD/GY (EVIC)	FUSED B(+)
3	X3 22DG/VT (EXCEPT EVIC)	HORN SWITCH SENSE
4	V38 22VT/OR	S/C SIGNAL 2
5	V937 22VT/BR	S/C SWITCH GROUND
6	V37 22VT	S/C SIGNAL 1



**MODULE-
STEERING
CONTROL C4**

MODULE-STEERING CONTROL C4 - YELLOW (INSTRUMENT PANEL) 4 WAY

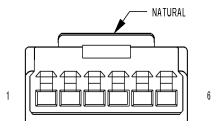
CAV	CIRCUIT	FUNCTION
1	R63 20LG/WT	DRIVER SQUIB 2 LINE 1
2	R61 20LG/VT	DRIVER SQUIB 2 LINE 2
3	R45 20LG/OR	DRIVER SQUIB 1 LINE 1
4	R43 20LG/BR	DRIVER SQUIB 1 LINE 2



**MODULE-
STEERING
CONTROL C5
(EVIC)**

MODULE-STEERING CONTROL C5 (EVIC) - BLUE (INSTRUMENT PANEL) 2 WAY

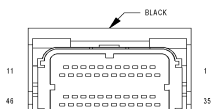
CAV	CIRCUIT	FUNCTION
1	C91 20DB/LG	HEATED STEERING WHEEL FEED
2	C986 20GY/DB	HEATED STEERING WHEEL RETURN



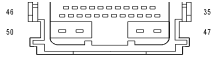
**MODULE-
STEERING
CONTROL C8**

MODULE-STEERING CONTROL C8 - NATURAL (STEERING WHEEL) 6 WAY

CAV	CIRCUIT	FUNCTION
1	Z911 22BK (EVIC)	GROUND
1	X20 22GY/WT (EXCEPT EVIC)	RADIO CONTROL MUX
2	D506 22WT/DG (EVIC)	LIN BUS
2	X920 22GY/OR (EXCEPT EVIC)	RADIO CONTROL MUX RETURN
3	A909 22RD (EVIC)	FUSED B(+)
3	X3 22DG/VT (EXCEPT EVIC)	HORN SWITCH SENSE
4	V38 20OR/VT	S/C SIGNAL 2
5	V937 20VT/BR	S/C SWITCH GROUND
6	V37 20VT	S/C SIGNAL 1



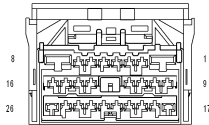
MODULE-TOTALLY INTEGRATED POWER C1 - BLACK (DASH) 50 WAY



MODULE -
TOTALLY
INTEGRATED
POWER CI

CAV	CIRCUIT	FUNCTION
1	-	-
2	T15 22YL/BR	TRANSMISSION CONTROL OUTPUT
3	-	-
4	-	-
5	-	-
5	-	-
6	-	-
6	-	-
7	-	-
8	T2 20DG/WT	BACKUP LAMP SWITCH SIGNAL
9	-	-
10	B20 20DG/OR	BRAKE FLUID LEVEL SIGNAL
11	-	-
12	D65 20WT/LG	CAN C BUS (+)
13	D64 20WT/LB	CAN C BUS (-)
14	-	-
15	-	-
16	C13 20LB/OR	A/C CLUTCH CONTROL
17	C918 20BK/LB	A/C PRESSURE GROUND
18	-	-
19	-	-
20	-	-
21	-	-
22	C818 20LB/OR	A/C PRESSURE 5 VOLT SUPPLY
23	-	-
24	-	-
25	-	-
26	-	-
27	-	-
28	-	-
29	-	-
30	-	-
31	-	-
32	-	-
33	-	-
34	-	-
34	-	-
35	-	-

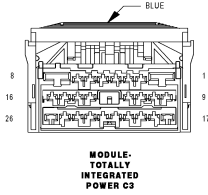
36	-	-
37	-	-
38	-	-
39	-	-
40	-	-
41	T752 22DG/OR	STARTER RELAY CONTROL
42	-	-
43	C18 20LB/BR	A/C PRESSURE SIGNAL
44	-	-
45	-	-
46	-	-
47	F202 18PK/GY	IGNITION RUN/START CONTROL OUTPUT
48	-	-
49	F1 20PK/WT	IGNITION OFF/RUN/START CONTROL OUTPUT
50	C3 20DB/YL	A/C CLUTCH CONTROL OUTPUT



MODULE-TOTALLY INTEGRATED POWER C2 - BLUE (DASH) 26 WAY

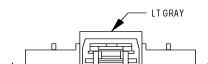
CAV	CIRCUIT	FUNCTION
1	-	-
2	-	-
3	-	-
4	-	-
5	-	-
6	-	-
7	-	-
8	A104 14YL/RD	FUSED B(+)
9	-	-
10	-	-
10	-	-
11	-	-
12	-	-
13	-	-
14	-	-
15	Z907 18BK/BR	GROUND
16	-	-
17	T16 16YL/OR	TRANSMISSION CONTROL OUTPUT
18	K51 20BR/WT	ASD RELAY CONTROL OUTPUT
19	Z907 18BK/BR	GROUND

20	F946 20PK/LG	FUSED IGNITION RUN/START CONTROL OUTPUT
21	-	-
22	K31 22BR	FUEL PUMP CONTROL
23	-	-
24	A209 16RD	FUSED B(+)
25	-	-
26	-	-

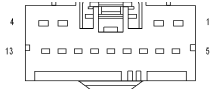


MODULE-TOTALLY INTEGRATED POWER C3 - BLUE (FRONT END MODULE) 26 WAY

CAV	CIRCUIT	FUNCTION
1	N24 10DG/DB	HIGH SPEED RAD FAN CONTROL
2	-	-
3	-	-
4	-	-
5	-	-
6	-	-
7	-	-
8	N23 10DB/DG	LOW SPEED RAD FAN CONTROL
9	-	-
10	-	-
11	-	-
12	-	-
13	-	-
14	-	-
15	-	-
16	-	-
17	-	-
18	W20 18BR/YL	REAR WASHER PUMP MOTOR CONTROL
19	W10 18BR	FRONT WASHER PUMP MOTOR CONTROL
20	-	-
21	X22 20GY/LB	FUSED HORN CONTROL OUTPUT
22	-	-
23	L89 18WT/YL (FOGLAMP)	LEFT FRONT FOG LAMP CONTROL
24	L90 18WT/OR (FOGLAMP)	RIGHT FRONT FOG LAMP CONTROL
25	X21 20GY/YL	FUSED HORN CONTROL OUTPUT
26	-	-

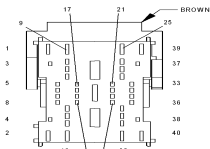


MODULE-TOTALLY INTEGRATED POWER C4 - LT. GRAY (FRONT END MODULE) 16 WAY



MODULE-TOTALLY INTEGRATED POWER C4

CAV	CIRCUIT	FUNCTION
1	L911 18BK/LB	LEFT HEADLAMP RETURN SIGNAL
2	L33 18WT/LG	HIGH BEAM OUTPUT
3	G70 20VT/LB	HOOD AJAR SWITCH SENSE
4	L161 16WT/LG	LEFT FRONT TURN SIGNAL CONTROL
5	L160 16WT/TN	RIGHT FRONT TURN SIGNAL CONTROL
6	-	-
7	L34 18WT/GY	RIGHT HIGH BEAM DRIVER
8	L910 18BK/LG	RIGHT HEADLAMP RETURN SIGNAL
9	L43 18WT/DB	LEFT LOW BEAM DRIVER
10	W1 20BR/TN	WASHER FLUID LEVEL SWITCH SENSE
11	-	-
12	L61 16WT/LG	LEFT FRONT TURN LAMP DRIVER
13	L60 16WT/TN	RIGHT FRONT TURN LAMP DRIVER
14	G31 20VT/LG	AAT SIGNAL
15	G931 20VT/BR	SENSOR GROUND
16	L44 18WT/TN	RIGHT LOW BEAM DRIVER

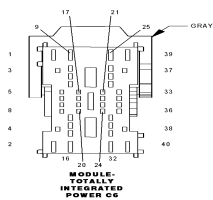


MODULE-TOTALLY INTEGRATED POWER C5

MODULE-TOTALLY INTEGRATED POWER C5 - BROWN (BODY) 40 WAY

CAV	CIRCUIT	FUNCTION
1	T750 12YL/GY	STARTER RELAY OUTPUT
2	A115 14YL/RD	FUSED B(+)
3	-	-
4	A855 20DG/RD (EXCEPT BASE)	FUSED B(+)
5	-	-
6	-	-
7	P4 16TN/BR (EXCEPT BASE)	PASSENGER DOOR UNLOCK DRIVER
8	-	-
9	C15 14BK (EBL)	REAR WINDOW DEFOGGER CONTROL OUTPUT
10	F931 18PK/YL	FUSED IGNITION RUN CONTROL OUTPUT
11	L678 14BR	PARK LAMP FEED
12	F342 16BR/WT	FUSED ASD RELAY OUTPUT
13	F344 18BR/GY	FUSED ASD RELAY OUTPUT
14	A207 18RD/LG	FUSED B(+)
15	-	-
16	-	-
17	-	-

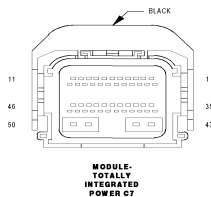
18	P34 16TN/LB	RIGHT REAR DOOR UNLOCK DRIVER
19	P5 16TN/OR	LEFT REAR DOOR UNLOCK DRIVER
20	P1 16TN/LG	DRIVER DOOR UNLOCK DRIVER
21	P3 16TN/WT	DRIVER DOOR LOCK DRIVER
22	P38 16TN/DB	RIGHT REAR DOOR LOCK DRIVER
23	P2 16LG/GY	PASSENGER DOOR LOCK DRIVER
24	P32 16TN/VT	LEFT REAR DOOR LOCK DRIVER
25	C7 10DB	BLOWER MOTOR SUPPLY
26	-	-
27	F921 20PK/YL	FUSED IGNITION RUN CONTROL OUTPUT
28	-	-
29	L656 18WT/DG	RIGHT REAR TURN SIGNAL CONTROL
30	F930 18PK/YL	FUSED IGNITION RUN CONTROL OUTPUT
31	A906 16RD	FUSED B(+)
32	A903 12RD/VT	FUSED B(+)
32	A903 12RD	FUSED B(+)
33	-	-
34	-	-
35	A909 20RD/GY	FUSED B(+)
36	-	-
37	F100 20PK/VT	FUSED IGNITION RUN CONTROL OUTPUT
38	-	-
39	Z906 18BK	GROUND
40	-	-



MODULE-TOTALLY INTEGRATED POWER C6 - BLACK (BODY) 40 WAY

CAV	CIRCUIT	FUNCTION
1	-	-
2	A116 14YL/RD	FUSED B(+)
3	A106 20LB/RD	FUSED B(+)
4	F981 20PK/YL	FUSED IGNITION RUN/ACCESSORY CONTROL OUTPUT
5	L1 18WT/RD	BACKUP LAMP FEED
6	-	-
7	-	-
8	-	-
9	A907 14OR/RD	FUSED B(+)
10	A214 16RD/LB	FUSED B(+)
11	Z906 18BK	GROUND

12	W4 16BR/OR	WIPER MOTOR HIGH SPEED CONTROL OUTPUT
13	N1 16DB/OR	FUSED FUEL PUMP CONTROL OUTPUT
14	-	-
15	-	-
16	A107 12TN/RD	FUSED B(+)
17	-	-
18	A300 20GY	FUSED B(+)
19	A416 20RD	FUSED B(+)
20	A417 20RD/WT	FUSED B(+)
21	-	-
22	A413 20RD/LB	FUSED B(+)(I.O.D.)
23	F943 20PK/LG	FUSED IGNITION RUN/START CONTROL OUTPUT
24	L655 18WT/OR	LEFT REAR TURN SIGNAL CONTROL
25	A215 16RD/LG	FUSED B(+)
26	F306 18DB/PK	FUSED IGNITION RUN/ACCESSORY CONTROL OUTPUT
27	W3 16BR/WT	WIPER LOW SPEED CONTROL OUTPUT
28	F307 18LB/PK	FUSED IGNITION RUN/ACCESSORY CONTROL OUTPUT
29	F201 20PK/OR	FUSED IGNITION RUN/START CONTROL OUTPUT
30	A108 18LG/RD	FUSED B(+)
31	A904 14RD	FUSED B(+)
32	A111 14DG/RD	FUSED B(+)
33	A412 18RD	FUSED B(+)(I.O.D.)
34	-	-
35	-	-
36	-	-
37	A901 20RD	FUSED B(+)
38	Z906 18BK	GROUND
39	F30 14PK/YL	IGNITION RUN/ACCESSORY CONTROL OUTPUT
40	-	-

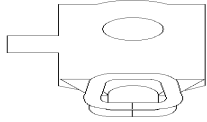


MODULE-TOTALLY INTEGRATED POWER C7 - BLACK (ENGINE) 50 WAY

CAV	CIRCUIT	FUNCTION
1	-	-
2	-	-
3	-	-
4	-	-
5	F941 20PK	IGNITION RUN/START CONTROL OUTPUT
6	-	-

7	-	-
8	N4 20DB/WT	FUEL LEVEL SENSOR SIGNAL
9	-	-
10	W7 20BR/GY	WIPER PARK SWITCH SENSE
11	-	-
12	L91 22WT/BR	HAZARD SWITCH SENSE
13	L51 18WT	BRAKE LAMP SWITCH OUTPUT
14	G75 22VT	DRIVER DOOR AJAR SWITCH SENSE
15	G74 22VT/WT	PASSENGER DOOR AJAR SWITCH SENSE
16	G77 22VT/GY	LEFT REAR DOOR AJAR SWITCH SENSE
17	G76 22VT/YL	RIGHT REAR DOOR AJAR SWITCH SENSE
18	-	-
19	-	-
20	-	-
21	-	-
22	-	-
23	-	-
24	D72 22WT/DG	DIAGNOSTIC CAN C (+)
25	D71 22WT/DB	DIAGNOSTIC CAN C (-)
26	D265 22WT/GY	CAN IHS BUS (125K) (+)
27	D264 22WT/OR	CAN IHS BUS (125K) (-)
28	D52 22WT/LG	CAN C BUS (+)
29	D51 22WT/LB	CAN C BUS (-)
30	F20 20PK/WT	IGNITION RUN/START CONTROL OUTPUT
31	-	-
32	-	-
33	-	-
34	-	-
35	-	-
36	P807 20LG/LB	INVERTER SWITCH SIGNAL
37	-	-
38	-	-
39	-	-
40	-	-
41	-	-
42	-	-
43	-	-
44	A128 20RD/OR	ADJUSTABLE PEDALS MOTOR DRIVER
45	-	-

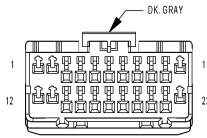
46	G109 20LG/TN	FUEL LEVEL SENSE RETURN
47	L62 18WT/YL	RIGHT REAR TURN LAMP DRIVER
48	L217 16WT/VT	PARK LAMP FEED
49	L63 18WT/DG	LEFT REAR TURN LAMP DRIVER
50	L17 16WT/LG	PARK LAMP FEED



MODULE-TOTALLY INTEGRATED POWER C8

MODULE-TOTALLY INTEGRATED POWER C8 - (ENGINE) 1 WAY

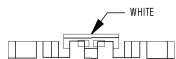
CAV	CIRCUIT	FUNCTION
1	A11 8LB	B(+)
1	A0 6RD	B(+)



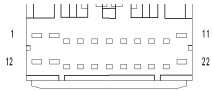
MODULE-VIDEO SCREEN C1

MODULE-VIDEO SCREEN C1 - DK GRAY (LEFT HEADLINER) 22 WAY

CAV	CIRCUIT	FUNCTION
1	A413 20RD/LB	FUSED B(+) (I.O.D.)
2	X540 22GY/VT	AUDIO RETURN 1
3	X545 22DG/LB	AUDIO LEFT 2
4	X544 22DG/DB	AUDIO RIGHT 2
5	D265 22WT/GY	CAN IHS BUS (125K) (+)
6	D264 22WT/OR	CAN IHS BUS (125K) (-)
7	X536 22NA	VIDEO SHIELD 1
8	X551 22DG/VT	AUDIO LEFT 3
9	X550 22DG/YL	AUDIO RIGHT 3
10	X542 22GY/YL	VIDEO COMMON 2
11	X541 22GY/LB	VIDEO SIGNAL 2
12	X539 22DG/TN	AUDIO LEFT 1
13	X538 22DG/WT	AUDIO RIGHT 1
14	X546 22GY/OR	AUDIO RETURN 2
15	-	-
16	-	-
17	-	-
18	X534 22GY/BR	VIDEO SIGNAL 1
19	X535 22GY/PK	VIDEO COMMON 1
20	X552 22GY/DB	AUDIO RETURN 3
21	X543 22NA	VIDEO SHIELD 2
22	Z912 20BK/OR	GROUND

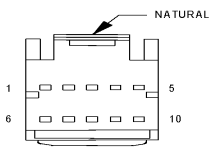


MODULE-VIDEO SCREEN C3 - WHITE (LEFT HEADLINER) 22 WAY



**MODULE-
VIDEO
SCREEN C3**

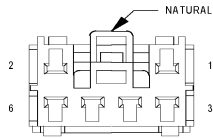
CAV	CIRCUIT	FUNCTION
1	-	-
2	-	-
3	X974 22DG/WT	SATELLITE VIDEO SIGNAL
4	-	-
5	-	-
6	-	-
7	-	-
8	-	-
9	-	-
10	X918 22GY	SATELLITE COMMON AUDIO SIGNAL
11	-	-
12	-	-
13	-	-
14	X973 22DG/BK	SATELLITE COMMON VIDEO SIGNAL
15	X973 22DG/BK	SATELLITE COMMON VIDEO SIGNAL
16	-	-
17	-	-
18	-	-
19	-	-
20	X19 22GY/RD	SATELLITE LEFT AUDIO SIGNAL
21	X18 22GY/BK	SATELLITE RIGHT AUDIO SIGNAL
22	-	-



**MODULE-
VIDEO
SCREEN C4**

MODULE-VIDEO SCREEN C4 - NATURAL (RIGHT HEADLINER) 10 WAY

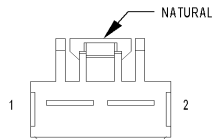
CAV	CIRCUIT	FUNCTION
1	X521 22GY/LB	LEFT AUDIO AUX
2	X533 22NA	AUX VIDEO SHIELD 2
3	X531 22GY/LB	AUX VIDEO SIGNAL 2
4	-	-
5	-	-
6	X519 22DG/VT	AUX AUDIO COMMON 2
7	X522 22GY/DB	RIGHT AUDIO AUX
8	X532 22GY/DB	AUX VIDEO COMMON 2
9	-	-
10	-	-



MOTOR-ADJUSTABLE PEDALS

MOTOR-ADJUSTABLE PEDALS - NATURAL (INSTRUMENT PANEL) 6 WAY

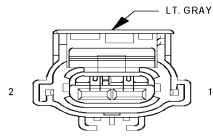
CAV	CIRCUIT	FUNCTION
1	P206 20LG/LB	ADJUSTABLE PEDALS MOTOR REARWARD
2	P205 20LG/WT	ADJUSTABLE PEDALS MOTOR FORWARD
3	-	-
4	G493 22OR/VT (MEMORY)	POSITION SENSOR GROUND
5	G13 22VT/LB (MEMORY)	ADJUSTABLE PEDALS SENSOR SUPPLY
6	-	-



MOTOR-BLOWER

MOTOR-BLOWER - NATURAL (INSTRUMENT PANEL) 2 WAY

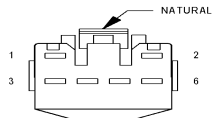
CAV	CIRCUIT	FUNCTION
1	C70 10DB/YL	BLOWER MOTOR HIGH DRIVER
2	C7 10DB	BLOWER MOTOR SUPPLY



MOTOR-POWER SLIDING BACKLITE

MOTOR-POWER SLIDING BACKLITE - LT GRAY (BODY) 2 WAY

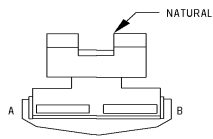
CAV	CIRCUIT	FUNCTION
1	Q951 14OR/VT	POWER BACKLITE OPEN (-)
2	Q950 14OR/LG	POWER BACKLITE OPEN (+)



MOTOR-SEAT ADJUSTER-DRIVER HORIZONTAL

MOTOR-SEAT ADJUSTER-DRIVER HORIZONTAL - NATURAL (FRONT SEAT) 6 WAY

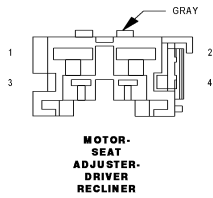
CAV	CIRCUIT	FUNCTION
1	-	-
2	-	-
3	P15 14LG/WT (EXCEPT MEMORY)	DRIVER SEAT HORIZONTAL FORWARD DRIVER
3	P115 16LG (MEMORY)	DRIVER SEAT HORIZONTAL FORWARD DRIVER
4	P17 14LG/DG (EXCEPT MEMORY)	DRIVER SEAT HORIZONTAL REARWARD DRIVER
4	P117 16LG/LB (MEMORY)	DRIVER SEAT HORIZONTAL REARWARD DRIVER
5	G401 22VT/LG (MEMORY)	DRIVER SEAT HORIZONTAL POSITION SENSE
6	G491 22VT/GY (MEMORY)	DRIVER SEAT HORIZONTAL SENSOR GROUND



MOTOR-SEAT ADJUSTER-DRIVER LUMBAR

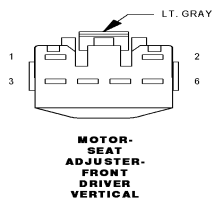
MOTOR-SEAT ADJUSTER-DRIVER LUMBAR - (SEAT) 2 WAY

CAV	CIRCUIT	FUNCTION
A	P107 14LG/WT	DRIVER SEAT LUMBAR IN DRIVER
B	P105 14LG	DRIVER SEAT LUMBAR OUT DRIVER



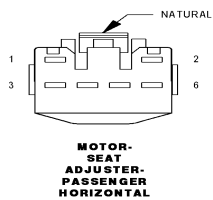
MOTOR-SEAT ADJUSTER-DRIVER RECLINER - GRAY (SEAT) 4 WAY

CAV	CIRCUIT	FUNCTION
1	P41 16LG/GY (EXCEPT MEMORY)	RECLINER DOWN SWITCH SENSE
1	P141 14LG/BR (MEMORY)	DRIVER SEAT RECLINER UP DRIVER
2	P43 16LG/VT (EXCEPT MEMORY)	DRIVER SEAT RECLINER UP DRIVER
2	P143 14LG/GY (MEMORY)	DRIVER SEAT RECLINER DOWN DRIVER
3	G493 22OR/VT (MEMORY)	POSITION SENSOR GROUND
4	G403 22VT/OR (MEMORY)	DRIVER SEAT RECLINER POSITION SENSE



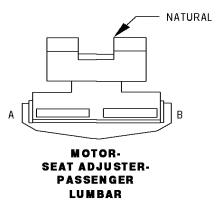
MOTOR-SEAT ADJUSTER-FRONT DRIVER VERTICAL - LT. GRAY (SEAT) 6 WAY

CAV	CIRCUIT	FUNCTION
1	-	-
2	-	-
3	P19 14LG/LB (EXCEPT MEMORY)	DRIVER SEAT FRONT UP DRIVER
3	P119 18LG/DG (MEMORY)	DRIVER SEAT FRONT VERTICAL UP DRIVER
4	P21 14LG/TN (EXCEPT MEMORY)	DRIVER SEAT FRONT DOWN DRIVER
4	P121 18LG/DB (MEMORY)	DRIVER SEAT FRONT VERTICAL DOWN DRIVER
5	G404 22VT/YL (MEMORY)	DRIVER SEAT FRONT VERTICAL POSITION SENSE
6	G494 22YL/VT (MEMORY)	DRIVER SEAT FRONT VERTICAL SENSOR GROUND



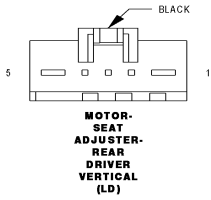
MOTOR-SEAT ADJUSTER-PASSENGER HORIZONTAL - NATURAL (FRONT SEAT) 6 WAY

CAV	CIRCUIT	FUNCTION
1	-	-
2	-	-
3	P14 14LG/OR	PASSENGER SEAT HORIZONTAL FORWARD DRIVER
4	P16 14LG/WT	PASSENGER SEAT HORIZONTAL REARWARD DRIVER
5	-	-
6	-	-



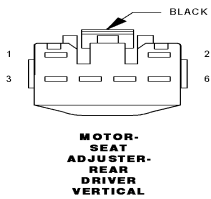
MOTOR-SEAT ADJUSTER-PASSENGER LUMBAR - NATURAL (SEAT) 2 WAY

CAV	CIRCUIT	FUNCTION
A	P108 14LG/OR	PASSENGER SEAT LUMBAR MOTOR REARWARD
B	P106 14LG/BR	PASSENGER SEAT LUMBAR OUT DRIVER



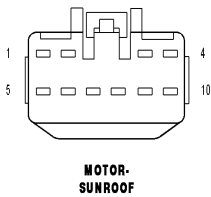
MOTOR-SEAT ADJUSTER-REAR DRIVER VERTICAL (LD) - BLACK (FRONT SEAT) 5 WAY

CAV	CIRCUIT	FUNCTION
1	P11 12LG/YL	DRIVER SEAT REAR RISER UP DRIVER
2	-	-
3	-	-
4	-	-
5	P13 12LG/OR	DRIVER SEAT REAR DOWN DRIVER



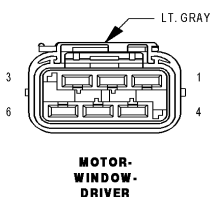
MOTOR-SEAT ADJUSTER-REAR DRIVER VERTICAL - BLACK (FRONT SEAT) 6 WAY

CAV	CIRCUIT	FUNCTION
1	-	-
2	-	-
3	P11 14LG/YL (EXCEPT MEMORY)	DRIVER SEAT REAR RISER UP DRIVER
3	P111 18LG/YL (MEMORY)	DRIVER SEAT REAR VERTICAL UP DRIVER
4	P13 14LG/OR (EXCEPT MEMORY)	DRIVER SEAT REAR DOWN DRIVER
4	P113 18LG/WT (MEMORY)	DRIVER SEAT REAR VERTICAL DOWN DRIVER
5	G402 22VT/DB (MEMORY)	DRIVER SEAT REAR VERTICAL POSITION SENSE
6	G492 22LB/VT (MEMORY)	DRIVER SEAT REAR VERTICAL SENSOR GROUND



MOTOR-SUNROOF - (HEADLINER) 10 WAY

CAV	CIRCUIT	FUNCTION
1	Q6 22OR/LG	SUNROOF SWITCH SUPPLY
2	F981 20PK/YL	FUSED IGNITION RUN/ACCESSORY CONTROL OUTPUT
3	A906 16RD	FUSED B(+)
4	Q5 22OR/LB	SUNROOF CLOSE SWITCH SENSE
5	Z905 16BK/DG	GROUND
6	-	-
7	-	-
8	Q3 22OR/TN	SUNROOF OPEN SWITCH SENSE
9	Q4 22OR/YL	SUNROOF VENT SWITCH SENSE
10	-	-

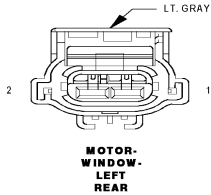


MOTOR-WINDOW-DRIVER - LT GRAY (FRONT DOOR) 6 WAY

CAV	CIRCUIT	FUNCTION
1	Q991 22BK/OR (CREW CAB/QUAD CAB)	DRIVER WINDOW HALL SENSOR RETURN

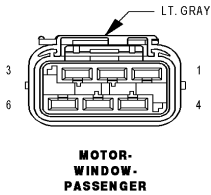
DRIVER

2	-	-
3	Q21 16OR/WT	DRIVER WINDOW DRIVER (DOWN)
4	Q305 22OR (CREW CAB/QUAD CAB)	DRIVER WINDOW HALL SENSOR SUPPLY
5	Q301 22OR/WT (CREW CAB/QUAD CAB)	DRIVER WINDOW HALL SENSOR A SIGNAL
6	Q11 16OR/LG	DRIVER WINDOW DRIVER (UP)



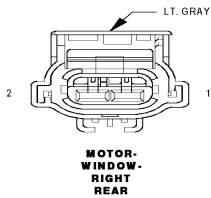
MOTOR-WINDOW-LEFT REAR - BLACK (REAR DOOR) 2 WAY

CAV	CIRCUIT	FUNCTION
1	Q211 14TN/LB (CREW CAB MEGA CAB)	DRIVER REAR WINDOW DRIVER (DOWN)
1	Q111 14TN/YL (QUAD CAB)	DRIVER REAR WINDOW DRIVER (UP)
2	Q111 14TN/YL (CREW CAB MEGA CAB)	DRIVER REAR WINDOW DRIVER (UP)
2	Q211 14TN/LB (QUAD CAB)	DRIVER REAR WINDOW DRIVER (DOWN)



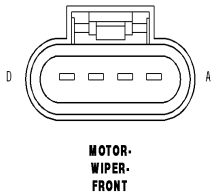
MOTOR-WINDOW-PASSENGER - LT GRAY (FRONT DOOR) 6 WAY

CAV	CIRCUIT	FUNCTION
1	Q990 22BK/LG (CREW CAB/QUAD CAB)	PASSENGER WINDOW HALL SENSOR RETURN
2	-	-
3	Q22 16OR/VT	PASSENGER WINDOW DRIVER (DOWN)
4	Q306 22OR/DB (CREW CAB/QUAD CAB)	PASSENGER WINDOW HALL SENSOR SUPPLY
5	Q302 22OR/LG (CREW CAB/QUAD CAB)	PASSENGER WINDOW HALL SENSOR A SIGNAL
6	Q12 16OR/BR	PASSENGER WINDOW DRIVER (UP)



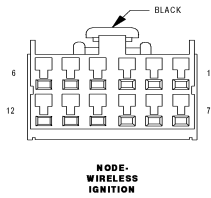
MOTOR-WINDOW-RIGHT REAR - LT GRAY (REAR DOOR) 2 WAY

CAV	CIRCUIT	FUNCTION
1	Q212 14OR/VT (CREW CAB MEGA CAB)	PASSENGER REAR WINDOW DRIVER (DOWN)
1	Q112 14OR/BR (QUAD CAB)	PASSENGER REAR WINDOW DRIVER (UP)
2	Q112 14OR/BR (CREW CAB MEGA CAB)	PASSENGER REAR WINDOW DRIVER (UP)
2	Q212 14OR/VT (QUAD CAB)	PASSENGER REAR WINDOW DRIVER (DOWN)



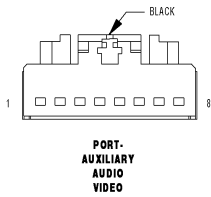
MOTOR-WIPER-FRONT - (BODY) 4 WAY

CAV	CIRCUIT	FUNCTION
A	W4 16BR/OR	WIPER MOTOR HIGH SPEED CONTROL OUTPUT
B	W3 16BR/WT	WIPER LOW SPEED CONTROL OUTPUT
C	Z905 16BK/DG	GROUND
D	W7 20BR/GY	WIPER PARK SWITCH SENSE



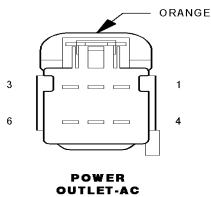
NODE-WIRELESS IGNITION - BLACK (INSTRUMENT PANEL) 12 WAY

CAV	CIRCUIT	FUNCTION
1	A106 20LB/RD	FUSED B(+)
2	-	-
3	F20 20PK/WT	IGNITION RUN/START CONTROL OUTPUT
4	Z911 20BK/LG	GROUND
5	D52 22WT/LG	CAN C BUS (+)
6	D51 22WT/LB	CAN C BUS (-)
7	K321 22BR/YL	BTSI CONTROL
8	L51 18WT	BRAKE LAMP SWITCH OUTPUT
9	-	-
10	-	-
11	-	-
12	T824 22YL/DB	TRS PARK SIGNAL



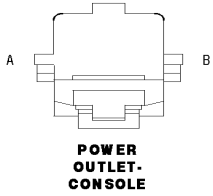
PORT-AUXILIARY AUDIO VIDEO - BLACK (SEAT) 8 WAY

CAV	CIRCUIT	FUNCTION
1	X521 22GY/LB	LEFT AUDIO AUX
2	X522 22GY/DB	RIGHT AUDIO AUX
3	X519 22DG/T	AUX AUDIO COMMON 2
4	-	-
5	-	-
6	X531 22GY/LB	AUX VIDEO SIGNAL 2
7	X532 22GY/DB	AUX VIDEO COMMON 2
8	X533 22NA	AUX VIDEO SHIELD 2



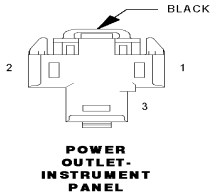
POWER OUTLET - AC - ORANGE (INSTRUMENT PANEL) 6 WAY

CAV	CIRCUIT	FUNCTION
1	P801 20LG	110 VOLT AC LINE 1
2	-	-
3	-	-
4	P802 20LG/OR	110 VOLT AC LINE 2
5	-	-
6	-	-



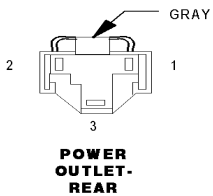
POWER OUTLET-CONSOLE - (CENTER CONSOLE) 2 WAY

CAV	CIRCUIT	FUNCTION
A	A207 18RD/LG	FUSED B(+)
B	Z910 18BK	GROUND



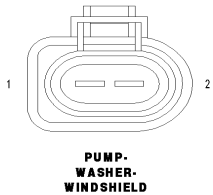
POWER OUTLET-INSTRUMENT PANEL - GRAY (INSTRUMENT PANEL) 3 WAY

CAV	CIRCUIT	FUNCTION
1	A207 18RD/LG	FUSED B(+)
2	-	-
3	Z910 18BK/TN	GROUND



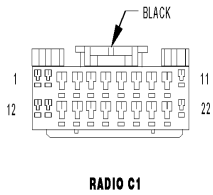
POWER OUTLET-REAR - GRAY (CONSOLE) 3 WAY

CAV	CIRCUIT	FUNCTION
1	F307 18LB/PK	FUSED IGNITION RUN/ACCESSORY CONTROL OUTPUT
2	-	-
3	Z909 18BK/WT	GROUND



PUMP-WASHER-WINDSHIELD - BLACK (FRONT END MODULE) 2 WAY

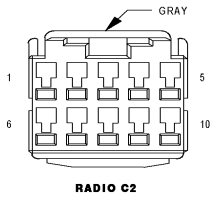
CAV	CIRCUIT	FUNCTION
1	W10 18BR	FRONT WASHER PUMP MOTOR CONTROL
2	W20 18BR/YL	REAR WASHER PUMP MOTOR CONTROL



RADIO C1 - BLACK (INSTRUMENT PANEL) 22 WAY

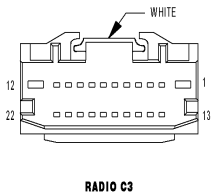
CAV	CIRCUIT	FUNCTION
1	A116 14YL/RD	FUSED B(+)
2	D264 22WT/OR	CAN IHS BUS (125K) (-)
3	-	-
4	-	-
5	-	-
6	-	-
7	-	-
8	X205 18GY/LG (BASE)	LEFT REAR SPEAKER (+)
8	X51 22DG/DB (PREMIUM)	LEFT REAR SPEAKER (+)
9	X295 18GY/DG (BASE)	LEFT REAR SPEAKER (-)

9	X57 22DG/OR (PREMIUM)	LEFT REAR SPEAKER (-)
10	X206 18DG/LG (BASE)	RIGHT REAR SPEAKER (+)
10	X52 22GY/DB (PREMIUM)	RIGHT REAR SPEAKER (+)
11	X296 18DG/GY (BASE)	RIGHT REAR SPEAKER (-)
11	X58 22GY/OR (PREMIUM)	RIGHT REAR SPEAKER (-)
12	Z912 14BK/OR	GROUND
13	D265 22WT/GY	CAN IHS BUS (125K) (+)
14	-	-
15	-	-
16	-	-
17	-	-
18	-	-
19	X202 18DG/VT (BASE)	
20	X292 18DG/YL (BASE)	
21	X201 18GY/VT (BASE)	
22	X291 18GY/YL (BASE)	



RADIO C2 - GRAY (INSTRUMENT PANEL) 10 WAY

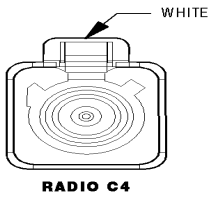
CAV	CIRCUIT	FUNCTION
1	X703 22DG/OR (HANDS FREE)	LEFT AUDIO OUTPUT
1	X722 22LB/DG (NAVIGATION)	MICROPHONE 2 IN (+)
2	X704 22DG/BK (HANDS FREE)	RIGHT AUDIO OUTPUT
2	X712 22DG/LB (NAVIGATION)	MICROPHONE 1 IN (+)
3	-	-
4	X793 22DG/YL (NAVIGATION)	MICROPHONE FEED
5	-	-
6	X795 22DG (HANDS FREE)	COMMON AUDIO OUTPUT
7	X792 22DB (NAVIGATION)	MICROPHONE IN (-)
8	X835 22OR/GY (NAVIGATION)	SENSOR GROUND
9	-	-
10	-	-



RADIO C3 - (INSTRUMENT PANEL) 22 WAY

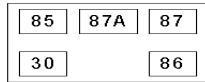
CAV	CIRCUIT	FUNCTION
1	X552 22GY/DB	AUDIO RETURN 3
2	-	-
3	X970 22DG/BR	CAMERA SIGNAL

4	X971 22DG/OR	CAMERA RETURN
5	X972 22NA	CAMERA SHIELD
6	X534 22GY/BR	VIDEO SIGNAL 1
7	X535 22GY/PK	VIDEO COMMON 1
8	X536 22DG/TN	VIDEO SHIELD 1
9	X541 22GY/LB	VIDEO SIGNAL 2
10	X542 22GY/YL	VIDEO COMMON 2
11	X543 22DG/BR	VIDEO SHIELD 2
12	X546 22GY/OR	AUDIO RETURN 2
13	X551 22DG/VT	AUDIO LEFT 3
14	X550 22DG/YL	AUDIO RIGHT 3
15	-	-
16	-	-
17	-	-
18	X539 22DG/TN	AUDIO LEFT 1
19	X540 22GY/VT	AUDIO RETURN 1
20	X538 22DG/WT	AUDIO RIGHT 1
21	X545 22DG/LB	AUDIO LEFT 2
22	X544 22DG/DB	AUDIO RIGHT 2



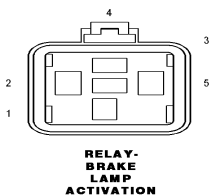
RADIO C4 - WHITE (INSTRUMENT PANEL) 1 WAY

CAV	CIRCUIT	FUNCTION
1	D5 06WT/OR	ANTENNA SIGNAL
2	D931 999WT/YL	ANTENNA SHIELD



RELAY-AUTO SHUT DOWN - (IN TIPM)

CAV	CIRCUIT	FUNCTION
30	INTERNAL	ASD RELAY OUTPUT
85	INTERNAL	ASD RELAY CONTROL
86	K51 20BR/WT	ASD RELAY CONTROL OUTPUT
87	INTERNAL	B(+)
87A	-	-

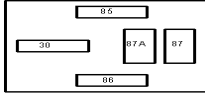


RELAY-BRAKE LAMP ACTIVATION - (DASH) 5 WAY

CAV	CIRCUIT	FUNCTION
1	A108 18LG/RD	FUSED B(+)

**LAMP
ACTIVATION**

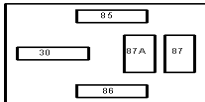
2	F941 20PK	IGNITION RUN/START CONTROL OUTPUT
3	B401 20DG/BR	BRAKE LAMP ACTIVATION RELAY CONTROL
4	-	-
5	L51 18WT	BRAKE LAMP SWITCH OUTPUT



**RELAY-FRONT
WIPER
ON/OFF
(IN TIPM)**

RELAY-FRONT WIPER ON/OFF - (IN TIPM)

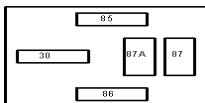
CAV	CIRCUIT	FUNCTION
30	INTERNAL	FRONT WIPER ON/OFF RELAY OUTPUT
85	INTERNAL	FRONT WIPER ON/OFF RELAY CONTROL
86	INTERNAL	FRONT WIPER ON/OFF RELAY CONTROL
87	INTERNAL	FUSED B(+)
87A	Z906 18BK	GROUND



**RELAY-RADIATOR
FAN HIGH
(IN TIPM)**

RELAY-RADIATOR FAN HIGH - (IN TIPM)

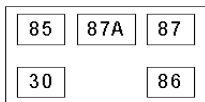
CAV	CIRCUIT	FUNCTION
30	N24 10DG/DB	HIGH SPEED RAD FAN CONTROL
85	INTERNAL	FUSED B(+)
86	INTERNAL	RADIATOR FAN HIGH RELAY CONTROL
87	INTERNAL	FUSED B(+)
87A	-	-



**RELAY-RADIATOR
FAN LOW
(IN TIPM)**

RELAY-RADIATOR FAN LOW - (IN TIPM)

CAV	CIRCUIT	FUNCTION
30	N23 10DB/DG	LOW SPEED RAD FAN CONTROL
85	INTERNAL	FUSED B(+)
86	INTERNAL	RADIATOR FAN LOW RELAY CONTROL
87	INTERNAL	FUSED B(+)
87A	-	-

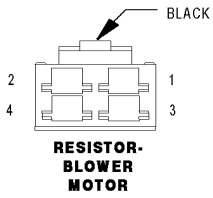


**RELAY-
STARTER
(IN TIPM)**

RELAY-STARTER - (IN TIPM)

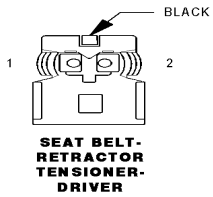
CAV	CIRCUIT	FUNCTION
30	T750 12YL/GY	STARTER RELAY OUTPUT
85	INTERNAL	STARTER COIL DRIVER
86	T752 20DG/OR	STARTER RELAY CONTROL
87	INTERNAL	FUSED B(+)

87A



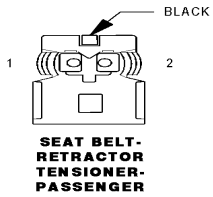
RESISTOR-BLOWER MOTOR - BLACK (HVAC) 4 WAY

CAV	CIRCUIT	FUNCTION
1	C70 12DB/YL	BLOWER MOTOR HIGH DRIVER
2	C72 16DB/OR	BLOWER MOTOR M1 DRIVER
3	C73 14DB/VT	BLOWER MOTOR M2 DRIVER
4	C71 16DB/BR	BLOWER MOTOR LOW DRIVER



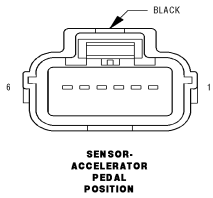
SEAT BELT-RETRACTOR TENSIONER-DRIVER - BLACK (BODY) 2 WAY

CAV	CIRCUIT	FUNCTION
1	R53 20LG/YL	DRIVER SEAT BELT RETRACTOR TENSIONER LINE 2
2	R55 20LG/DG	DRIVER SEAT BELT RETRACTOR TENSIONER LINE 1



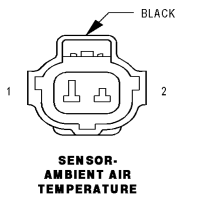
SEAT BELT-RETRACTOR TENSIONER-PASSENGER - BLACK (BODY) 2 WAY

CAV	CIRCUIT	FUNCTION
1	R54 20LB/YL	PASSENGER SEAT BELT RETRACTOR TENSIONER LINE 2
2	R56 20LB/DG	PASSENGER SEAT BELT RETRACTOR TENSIONER LINE 1



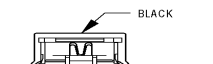
SENSOR-ACCELERATOR PEDAL POSITION - BLACK (BODY) 6 WAY

CAV	CIRCUIT	FUNCTION
1	F855 22PK/YL	5 VOLT SUPPLY
2	K23 22BR/WT	APP SIGNAL 1
3	K167 22BR/YL	APP SENSOR GROUND 1
4	K400 22BR/VT	APP SENSOR GROUND 2
5	K29 22WT/BR	APP SIGNAL 2
6	F856 22YL/PK	5 VOLT SUPPLY

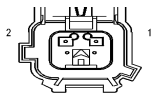


SENSOR-AMBIENT AIR TEMPERATURE - BLACK (FRONT END MODULE) 2 WAY

CAV	CIRCUIT	FUNCTION
1	G31 20VT/LG	AAT SIGNAL
2	G931 20VT/BR	SENSOR GROUND

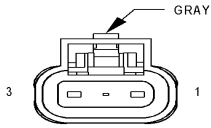


SENSOR-BRAKE FLUID LEVEL - BLACK (ENGINE) 2 WAY



SENSOR-BRAKE FLUID LEVEL

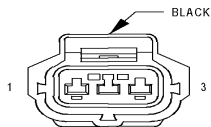
CAV	CIRCUIT	FUNCTION
1	B20 20DG/OR	BRAKE FLUID LEVEL SIGNAL
2	Z907 20BK/BR	GROUND



SENSOR-CAMSHAFT POSITION

SENSOR-CAMSHAFT POSITION - GRAY (ENGINE) 3 WAY

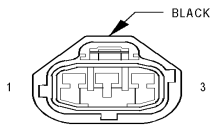
CAV	CIRCUIT	FUNCTION
1	F856 20YL/PK	5 VOLT SUPPLY
2	K900 20DB/DG	SENSOR GROUND
3	K44 20DB/GY	CMP SIGNAL



SENSOR-CRANKSHAFT POSITION (3.7L)

SENSOR-CRANKSHAFT POSITION (3.7L) - BLACK (ENGINE) 3 WAY

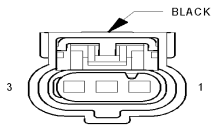
CAV	CIRCUIT	FUNCTION
1	K24 20BR/LB	CKP SIGNAL
2	K900 22DB/DG	SENSOR GROUND
3	F855 22PK/YL	5 VOLT SUPPLY



SENSOR-CRANKSHAFT POSITION (4.7L)

SENSOR-CRANKSHAFT POSITION (4.7L) - BLACK (ENGINE) 3 WAY

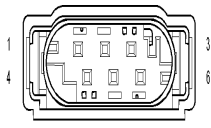
CAV	CIRCUIT	FUNCTION
1	K24 20BR/LB	CKP SIGNAL
2	K900 22DB/DG	SENSOR GROUND
3	F855 22PK/YL	5 VOLT SUPPLY



SENSOR-CRANKSHAFT POSITION (5.7L)

SENSOR-CRANKSHAFT POSITION (5.7L) - BLACK (ENGINE) 3 WAY

CAV	CIRCUIT	FUNCTION
1	F855 22PK/YL	5 VOLT SUPPLY
2	K900 22DB/DG	SENSOR GROUND
3	K24 20BR/LB	CKP SIGNAL

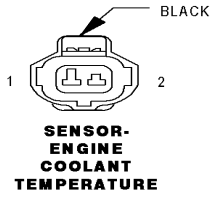


SENSOR-DYNAMICS

SENSOR-DYNAMICS - (INSTRUMENT PANEL) 6 WAY

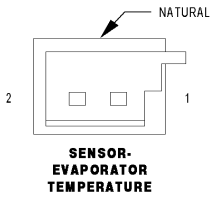
CAV	CIRCUIT	FUNCTION
1	F941 20PK	IGNITION RUN/START CONTROL OUTPUT
2	D465 22WT/VT	DYNAMICS SENSOR HIGH DATA LINK
3	D464 22WT/YL	DYNAMICS SENSOR LOW DATA LINK

4	-	-
5	-	-
6	Z911 20BK/LG	GROUND



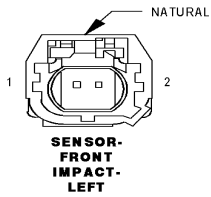
SENSOR-ENGINE COOLANT TEMPERATURE - BLACK (ENGINE) 2 WAY

CAV	CIRCUIT	FUNCTION
1	K2 20VT/OR	ECT SIGNAL
2	K900 22DB/DG	SENSOR GROUND



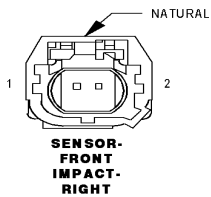
SENSOR-EVAPORATOR TEMPERATURE - NATURAL (HVAC) 2 WAY

CAV	CIRCUIT	FUNCTION
1	C121 20DB/DG	SENSOR GROUND
2	C21 20DB/GY	EVAPORATOR TEMPERATURE SENSOR SIGNAL



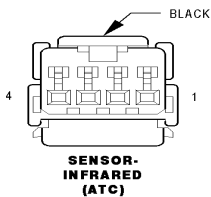
SENSOR-FRONT IMPACT-LEFT - NATURAL (FRONT END MODULE) 2 WAY

CAV	CIRCUIT	FUNCTION
1	R81 20LB/WT	LEFT FRONT IMPACT SENSOR GROUND
2	R79 20LB/VT	LEFT FRONT IMPACT SENSOR SIGNAL



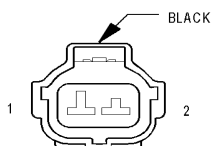
SENSOR-FRONT IMPACT-RIGHT - NATURAL (FRONT END MODULE) 2 WAY

CAV	CIRCUIT	FUNCTION
1	R82 20WT/LB	RIGHT FRONT IMPACT SENSOR GROUND
2	R80 20VT/LB	RIGHT FRONT IMPACT SENSOR SIGNAL



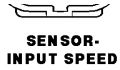
SENSOR-INFRA-RED (ATC) - BLACK (HEADLINER) 4 WAY

CAV	CIRCUIT	FUNCTION
1	F921 20PK/YL	FUSED IGNITION RUN CONTROL OUTPUT
2	-	-
3	C83 22DB/WT	IR SENSOR SIGNAL
4	C830 22DB/YL	IR SENSOR RETURN

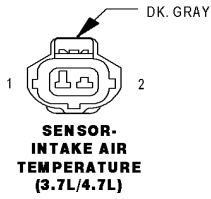


SENSOR-INPUT SPEED - BLACK (TRANSMISSION) 2 WAY

CAV	CIRCUIT	FUNCTION

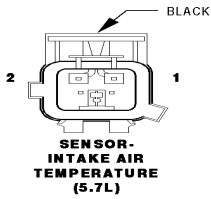


1	T52 20DG/OR	INPUT SPEED SIGNAL
2	T13 22DG/VT	SPEED SENSOR GROUND



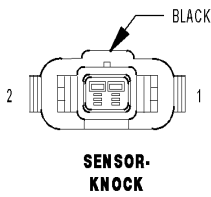
SENSOR-INTAKE AIR TEMPERATURE (3.7L/4.7L) - DK. GRAY (ENGINE) 2 WAY

CAV	CIRCUIT	FUNCTION
1	K21 20DB/LG	IAT SIGNAL
2	K900 22DB/DG	SENSOR GROUND



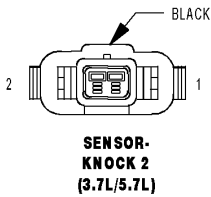
SENSOR-INTAKE AIR TEMPERATURE (5.7L) - BLACK (ENGINE) 2 WAY

CAV	CIRCUIT	FUNCTION
1	K21 20DB/LG	IAT SIGNAL
2	K900 20DB/DG	SENSOR GROUND



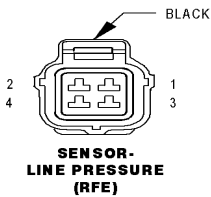
SENSOR-KNOCK - BLACK (ENGINE) 2 WAY

CAV	CIRCUIT	FUNCTION
1	K42 20DB/YL	KS 1 SIGNAL
2	K942 20BR/LG	KS 1 RETURN



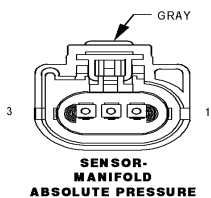
SENSOR-KNOCK 2 (3.7L/5.7L) - BLACK (ENGINE) 2 WAY

CAV	CIRCUIT	FUNCTION
1	K242 20BR/WT	KS 2 SIGNAL
2	K924 20WT/BR	KS 2 RETURN



SENSOR-LINE PRESSURE (RFE) - BLACK (TRANSMISSION) 4 WAY

CAV	CIRCUIT	FUNCTION
1	K900 22DB/DG	SENSOR GROUND
2	F856 22YL/PK	5 VOLT SUPPLY
3	T38 20YL/BR	LINE PRESSURE SIGNAL
4	-	-

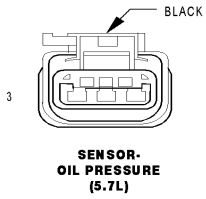


SENSOR-MANIFOLD ABSOLUTE PRESSURE - GRAY (ENGINE) 3 WAY

CAV	CIRCUIT	FUNCTION
1	K1 20VT/BR	MAP SIGNAL

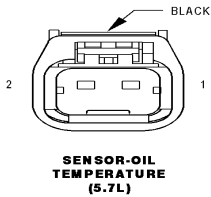
ABSOLUTE PRESSURE

2	K900 20DB/DG	SENSOR GROUND
3	F856 20YL/PK	5 VOLT SUPPLY



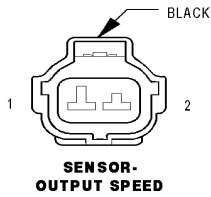
SENSOR-OIL PRESSURE (5.7L) - BLACK (ENGINE) 3 WAY

CAV	CIRCUIT	FUNCTION
1	F855 20PK/YL	5 VOLT SUPPLY
2	G6 20VT/GY	OIL PRESSURE SIGNAL
3	K900 20DB/DG	SENSOR GROUND



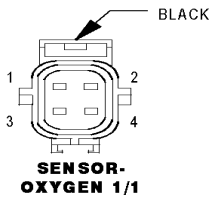
SENSOR-OIL TEMPERATURE (5.7L) - BLACK (ENGINE) 2 WAY

CAV	CIRCUIT	FUNCTION
1	G24 20VT/BR	EOT SIGNAL
2	K900 22DB/DG	SENSOR GROUND



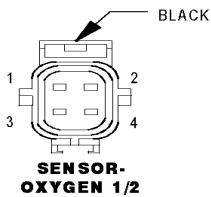
SENSOR-OUTPUT SPEED - BLACK (TRANSMISSION) 2 WAY

CAV	CIRCUIT	FUNCTION
1	T14 20DG/BR (RFE)	OUTPUT SPEED SIGNAL
1	T13 22DG/VT (RLE)	SPEED SENSOR GROUND
2	T13 22DG/VT (RFE)	SPEED SENSOR GROUND
2	T14 20DG/BR (RLE)	OUTPUT SPEED SIGNAL



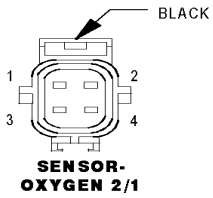
SENSOR-OXYGEN 1/1 - BLACK (ENGINE) 4 WAY

CAV	CIRCUIT	FUNCTION
1	K99 20BR/LG	O2 1/1 HEATER CONTROL
2	Z908 20BK	GROUND
3	K902 22BR/DG	O2 RETURN (UPSTREAM)
4	K41 20DB/LB	O2 1/1 SIGNAL



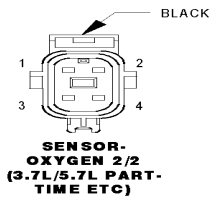
SENSOR-OXYGEN 1/2 - BLACK (ENGINE) 4 WAY

CAV	CIRCUIT	FUNCTION
1	K299 20BR/WT	O2 1/2 HEATER CONTROL SUPPLY
2	Z908 20BK	GROUND
3	K904 22DB/DG	O2 RETURN (DOWNSTREAM)
4	K141 20DB/YL	O2 1/2 SIGNAL



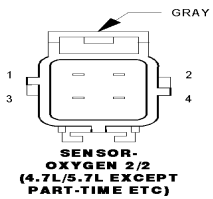
SENSOR-OXYGEN 2/1 - BLACK (ENGINE) 4 WAY

CAV	CIRCUIT	FUNCTION
1	K199 20BR/VT	O2 2/1 HEATER CONTROL
2	Z908 20BK	GROUND
3	K902 22BR/DG	O2 RETURN (UPSTREAM)
4	K43 20DB/LG	O2 2/1 SIGNAL



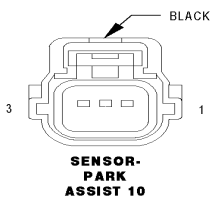
SENSOR-OXYGEN 2/2 (3.7L/5.7L PART-TIME ETC) - BLACK (ENGINE) 4 WAY

CAV	CIRCUIT	FUNCTION
1	K399 20BR/GY	O2 2/2 HEATER CONTROL
2	Z908 20BK	GROUND
3	K904 22DB/DG	O2 RETURN (DOWNSTREAM)
4	K243 20BR	O2 2/2 SIGNAL



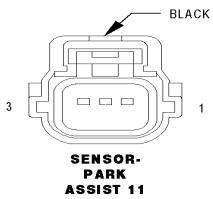
SENSOR-OXYGEN 2/2 (4.7L/5.7L EXCEPT PART-TIME ETC) - GRAY (ENGINE) 4 WAY

CAV	CIRCUIT	FUNCTION
1	K399 20BR/GY	O2 2/2 HEATER CONTROL
2	Z908 20BK	GROUND
3	K904 22DB/DG	O2 RETURN (DOWNSTREAM)
4	K243 20BR	O2 2/2 SIGNAL



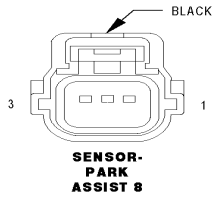
SENSOR-PARK ASSIST 10 - BLACK (REAR FASCIA) 3 WAY

CAV	CIRCUIT	FUNCTION
1	X700 20GY/OR	PARK ASSIST SENSOR SUPPLY
2	X750 20GY/LB	PARK ASSIST SENSOR GROUND
3	D704 20WT/DG	PARK ASSIST SENSOR 10 SIGNAL



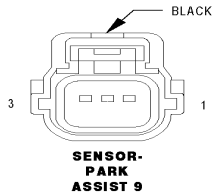
SENSOR-PARK ASSIST 11 - BLACK (REAR FASCIA) 3 WAY

CAV	CIRCUIT	FUNCTION
1	X700 20GY/OR	PARK ASSIST SENSOR SUPPLY
2	X750 20GY/LB	PARK ASSIST SENSOR GROUND
3	D710 20WT	PARK ASSIST SENSOR 11 SIGNAL



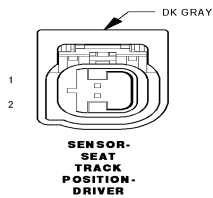
SENSOR-PARK ASSIST 8 - BLACK (REAR FASCIA) 3 WAY

CAV	CIRCUIT	FUNCTION
1	X700 20GY/OR	PARK ASSIST SENSOR SUPPLY
2	X750 20GY/LB	PARK ASSIST SENSOR GROUND
3	D701 20WT/LB	PARK ASSIST SENSOR 8 SIGNAL



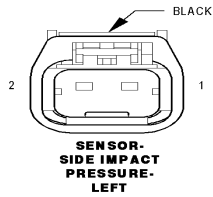
SENSOR-PARK ASSIST 9 - BLACK (REAR FASCIA) 3 WAY

CAV	CIRCUIT	FUNCTION
1	X700 20GY/OR	PARK ASSIST SENSOR SUPPLY
2	X750 20GY/LB	PARK ASSIST SENSOR GROUND
3	D703 20WT/OR	PARK ASSIST SENSOR 9 SIGNAL



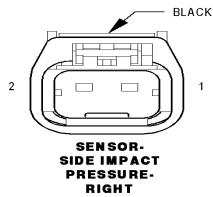
SENSOR-SEAT TRACK POSITION-DRIVER - DK. GRAY (SEAT) 2 WAY

CAV	CIRCUIT	FUNCTION
1	R261 20LB/WT	DRIVER SEAT POSITION SENSOR DATA
2	R263 20LB/VT	DRIVER SEAT POSITION SENSOR VOLTAGE



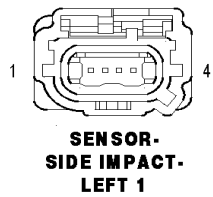
SENSOR-SIDE IMPACT PRESSURE-LEFT - BLACK (FRONT DOOR) 2 WAY

CAV	CIRCUIT	FUNCTION
1	R130 20LG/DB	LEFT SIDE IMPACT PRESSURE SENSOR SIGNAL
2	R150 20DB	LEFT SIDE IMPACT PRESSURE SENSOR GROUND



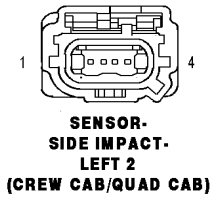
SENSOR-SIDE IMPACT PRESSURE-RIGHT - BLACK (FRONT DOOR) 2 WAY

CAV	CIRCUIT	FUNCTION
1	R140 20TN	RIGHT SIDE IMPACT PRESSURE SENSOR SIGNAL
2	R160 20BR	RIGHT SIDE IMPACT PRESSURE SENSOR GROUND



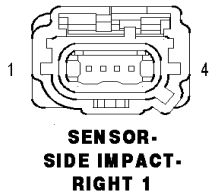
SENSOR-SIDE IMPACT-LEFT 1 - (BODY) 4 WAY

CAV	CIRCUIT	FUNCTION
1	R17 22LG (CREW CAB/QUAD CAB)	LEFT SIDE IMPACT SENSOR 2 SIGNAL
2	R19 22LG/WT (CREW CAB/QUAD CAB)	LEFT SIDE IMPACT SENSOR 2 GROUND
3	R15 22LG/BR	LEFT SIDE IMPACT SENSOR 1 GROUND
4	R13 22LG/TN	LEFT SIDE IMPACT SENSOR 1 SIGNAL



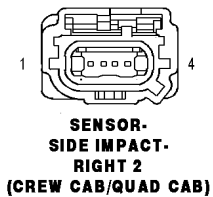
SENSOR-SIDE IMPACT-LEFT 2 (CREW CAB/QUAD CAB) - (BODY) 4 WAY

CAV	CIRCUIT	FUNCTION
1	-	-
2	-	-
3	R19 22LG/WT	LEFT SIDE IMPACT SENSOR 2 GROUND
4	R17 22LG	LEFT SIDE IMPACT SENSOR 2 SIGNAL



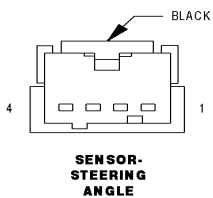
SENSOR-SIDE IMPACT-RIGHT 1 - (BODY) 4 WAY

CAV	CIRCUIT	FUNCTION
1	R18 22LB (CREW CAB/QUAD CAB)	RIGHT SIDE IMPACT SENSOR 2 SIGNAL
2	R20 22WT/LG (CREW CAB/QUAD CAB)	RIGHT SIDE IMPACT SENSOR 2 GROUND
3	R16 22BR/LG	RIGHT SIDE IMPACT SENSOR 1 GROUND
4	R14 22TN/LG	RIGHT SIDE IMPACT SENSOR 1 SIGNAL



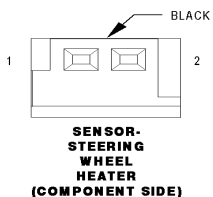
SENSOR-SIDE IMPACT-RIGHT 2 (CREW CAB/QUAD CAB) - (BODY) 4 WAY

CAV	CIRCUIT	FUNCTION
1	-	-
2	-	-
3	R20 22WT/LG	RIGHT SIDE IMPACT SENSOR 2 GROUND
4	R18 22LB	RIGHT SIDE IMPACT SENSOR 2 SIGNAL



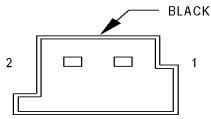
SENSOR-STEERING ANGLE - BLACK (INSTRUMENT PANEL) 4 WAY

CAV	CIRCUIT	FUNCTION
1	D52 22WT/LG	CAN C BUS (+)
2	D51 22WT/LB	CAN C BUS (-)
3	Z911 20BK/LG	GROUND
4	F943 20PK/LG	FUSED IGNITION RUN/START CONTROL OUTPUT



SENSOR-STEERING WHEEL HEATER (COMPONENT SIDE) - BLACK (STEERING WHEEL) 2 WAY

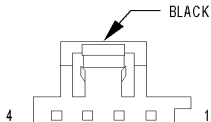
CAV	CIRCUIT	FUNCTION
1	G110 20RD/BK	HSW TEMPERATURE SENSOR SIGNAL
2	G907 20RD/BK	EVIC MUX RETURN



SENSOR-STEERING WHEEL HEATER

SENSOR-STEERING WHEEL HEATER - BLACK (STEERING WHEEL) 2 WAY

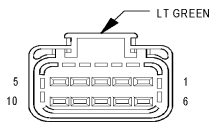
CAV	CIRCUIT	FUNCTION
1	G110 20BR	HSW TEMPERATURE SENSOR SIGNAL
2	G907 20VT	EVIC MUX RETURN



SENSOR-SUN

SENSOR-SUN - BLACK (INSTRUMENT PANEL) 4 WAY

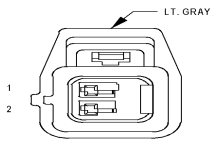
CAV	CIRCUIT	FUNCTION
1	L24 22WT/VT	AUTO HEADLAMPS SIGNAL
2	G39 22VT/LB (ATC)	SUN SENSOR SIGNAL 1
3	G139 22VT/OR (ATC)	SUN SENSOR SIGNAL 2
4	C121 22DB/DG	SENSOR GROUND



SENSOR-TRANSMISSION RANGE (RLE)

SENSOR-TRANSMISSION RANGE (RLE) - LT. GREEN (ENGINE) 10 WAY

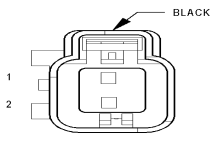
CAV	CIRCUIT	FUNCTION
1	T16 16YL/OR	TRANSMISSION CONTROL OUTPUT
2	-	-
3	K900 22DB/DG	SENSOR GROUND
4	T54 20DG/OR	TRANSMISSION TEMPERATURE SIGNAL
5	-	-
6	-	-
7	T1 20DG/LB	TRS T1 SIGNAL
8	T3 20DG/DB	TRS T3 SIGNAL
9	T42 20DG/YL	TRS T42 SIGNAL
10	T41 22YL/DB	TRS T41 SIGNAL



SENSOR-WASHER FLUID LEVEL

SENSOR-WASHER FLUID LEVEL-FRONT - LT. GRAY (FRONT END MODULE) 2 WAY

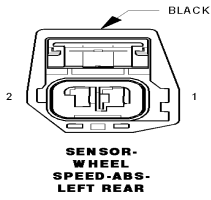
CAV	CIRCUIT	FUNCTION
1	G931 20VT/BR	SENSOR GROUND
2	W1 20BR/TN	WASHER FLUID LEVEL SWITCH SENSE



SENSOR-WHEEL SPEED-ABS-LEFT FRONT

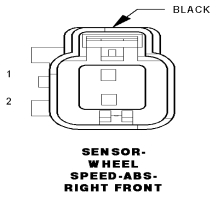
SENSOR-WHEEL SPEED-ABS-LEFT FRONT - BLACK (BODY) 2 WAY

CAV	CIRCUIT	FUNCTION
1	B9 20DG/LG	LEFT FRONT WHEEL SPEED SENSOR (+)
2	B8 20DG/TN	LEFT FRONT WHEEL SPEED SENSOR (-)



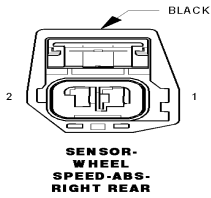
SENSOR-WHEEL SPEED-ABS-LEFT REAR - BLACK (CHASSIS) 2 WAY

CAV	CIRCUIT	FUNCTION
1	B3 20DG/YL	REAR WHEEL SPEED SENSOR (-)
2	B4 20DG/GY	REAR WHEEL SPEED SENSOR (+)



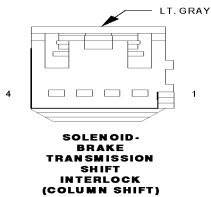
SENSOR-WHEEL SPEED-ABS-RIGHT FRONT - BLACK (RIGHT DASH) 2 WAY

CAV	CIRCUIT	FUNCTION
1	B7 20DG/VT	RIGHT FRONT WHEEL SPEED SENSOR (+)
2	B6 20DG/WT	RIGHT FRONT WHEEL SPEED SENSOR (-)



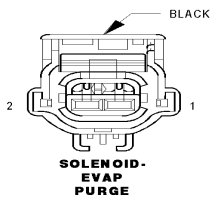
SENSOR-WHEEL SPEED-ABS-RIGHT REAR - BLACK (CHASSIS) 2 WAY

CAV	CIRCUIT	FUNCTION
1	B1 20DG/OR	RIGHT REAR WHEEL SPEED SENSOR (-)
2	B2 20DG/LB	RIGHT REAR WHEEL SPEED SENSOR (+)



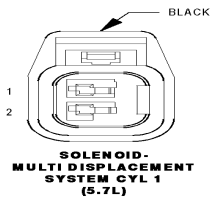
SOLENOID-BRAKE TRANSMISSION SHIFT INTERLOCK (COLUMN SHIFT) - LT. GRAY (INSTRUMENT PANEL) 4 WAY

CAV	CIRCUIT	FUNCTION
1	T824 22YL/DB	TRS PARK SIGNAL
2	Z911 22BK/LG	GROUND
3	K321 22BR/YL	BTSI CONTROL
4	Z911 22BK/LG	GROUND



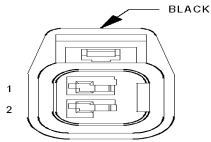
SOLENOID-EVAP PURGE - BLACK (ENGINE) 2 WAY

CAV	CIRCUIT	FUNCTION
1	K52 20DB/WT	EVAP PURGE CONTROL
2	K70 20DB/BR	EVAP PURGE SOL SIGNAL



SOLENOID-MULTI DISPLACEMENT SYSTEM CYL 1 (5.7L) - BLACK (MDS JUMPER) 2 WAY

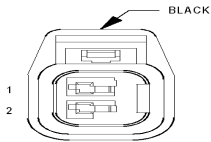
CAV	CIRCUIT	FUNCTION
1	K451 20BR/WT	MDS SOL CONTROL 1
2	Z904 20BK	GROUND



SOLENOID-MULTI DISPLACEMENT SYSTEM CYL 4 (5.7L)

SOLENOID-MULTI DISPLACEMENT SYSTEM CYL 4 (5.7L) - BLACK (MDS JUMPER) 2 WAY

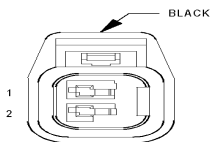
CAV	CIRCUIT	FUNCTION
1	K452 20BR/LB	MDS SOL CONTROL 4
2	Z904 20BK	GROUND



SOLENOID-MULTI DISPLACEMENT SYSTEM CYL 6 (5.7L)

SOLENOID-MULTI DISPLACEMENT SYSTEM CYL 6 (5.7L) - BLACK (MDS JUMPER) 2 WAY

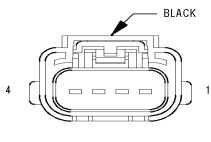
CAV	CIRCUIT	FUNCTION
1	K453 20BR/DG	MDS SOL CONTROL 6
2	Z904 20BK	GROUND



SOLENOID-MULTI DISPLACEMENT SYSTEM CYL 7 (5.7L)

SOLENOID-MULTI DISPLACEMENT SYSTEM CYL 7 (5.7L) - BLACK (MDS JUMPER) 2 WAY

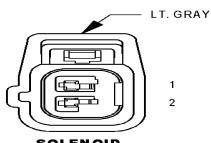
CAV	CIRCUIT	FUNCTION
1	K454 20BR/OR	MDS SOL CONTROL 7
2	Z904 20BK	GROUND



SOLENOID-SHORT RUNNER VALVE

SOLENOID-SHORT RUNNER VALVE - BLACK (ENGINE) 4 WAY

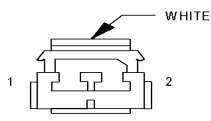
CAV	CIRCUIT	FUNCTION
1	F344 18BR/GY	FUSED ASD RELAY OUTPUT
2	Z908 18BK	GROUND
3	K238 20DB/LG	SRV ACTUATOR CONTROL SIGNAL
4	K237 20DB/YL	SRV SENSE OUTPUT



SOLENOID-VARIABLE CAMSHAFT TIMING (5.7L)

SOLENOID-VARIABLE CAMSHAFT TIMING (5.7L) - LT. GRAY (MDS JUMPER) 2 WAY

CAV	CIRCUIT	FUNCTION
1	Z904 20BK	GROUND
2	K442 20DB	VCT CONTROL




SPEAKER-INSTRUMENT PANEL-CENTER (SLT/SLT+)

SPEAKER-INSTRUMENT PANEL-CENTER (SLT/SLT+) - WHITE (INSTRUMENT PANEL) 2 WAY

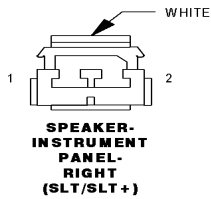
CAV	CIRCUIT	FUNCTION
1	X200 18GY	AMPLIFIED CENTER I/P SPEAKER (+)
2	X290 18GY/OR	AMPLIFIED CENTER I/P SPEAKER (-)



SPEAKER-INSTRUMENT PANEL-LEFT - WHITE (INSTRUMENT PANEL) 2 WAY

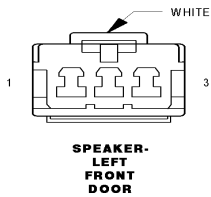


CAV	CIRCUIT	FUNCTION
1	X201 18GY/VT (BASE)	LEFT FRONT SPEAKER (+)
1	X209 18GY (PREMIUM)	AMPLIFIED LEFT I/P SPEAKER (+)
2	X291 18GY/YL (BASE)	LEFT FRONT SPEAKER (-)
2	X299 18GY/YL (PREMIUM)	AMPLIFIED LEFT I/P SPEAKER (-)



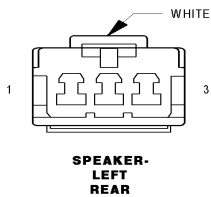
SPEAKER-INSTRUMENT PANEL-RIGHT - WHITE (INSTRUMENT PANEL) 2 WAY

CAV	CIRCUIT	FUNCTION
1	X208 18GY/DG (BASE)	AMPLIFIED RIGHT I/P SPEAKER (+)
1	X202 18DG/VT (PREMIUM)	AMPLIFIED RIGHT FRONT DOOR SPEAKER (+)
2	X298 18GY/LG (BASE)	AMPLIFIED RIGHT I/P SPEAKER (-)
2	X292 18DG/YL (PREMIUM)	AMPLIFIED RIGHT FRONT DOOR SPEAKER (-)



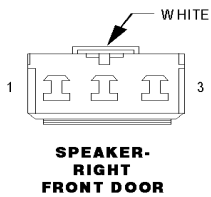
SPEAKER-LEFT FRONT DOOR - WHITE (FRONT DOOR) 3 WAY

CAV	CIRCUIT	FUNCTION
1	X291 18GY/YL	LEFT FRONT SPEAKER (-)
2	-	-
3	X201 18GY/VT	LEFT FRONT SPEAKER (+)



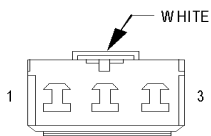
SPEAKER-LEFT REAR - WHITE (REAR DOOR) 3 WAY

CAV	CIRCUIT	FUNCTION
1	X295 18GY/DG	LEFT REAR SPEAKER (-)
2	-	-
3	X205 18GYLDG	LEFT REAR SPEAKER (+)



SPEAKER-RIGHT FRONT DOOR - WHITE (FRONT DOOR) 3 WAY

CAV	CIRCUIT	FUNCTION
1	X292 18DG/YL	AMPLIFIED RIGHT FRONT DOOR SPEAKER (-)
2	-	-
3	X202 18DG/VT	AMPLIFIED RIGHT FRONT DOOR SPEAKER (+)

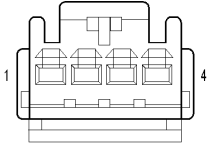


SPEAKER-RIGHT REAR - WHITE (BODY) 3 WAY

CAV	CIRCUIT	FUNCTION
-----	---------	----------

**SPEAKER-
RIGHT REAR**

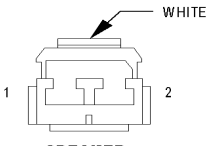
1	X296 18DG/GY	RIGHT REAR SPEAKER (-)
2	-	-
3	X206 18DG/LG	RIGHT REAR SPEAKER (+)



**SPEAKER-
SUBWOOFER**

SPEAKER-SUBWOOFER - (BODY) 4 WAY

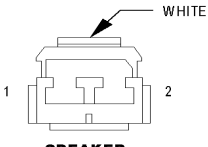
CAV	CIRCUIT	FUNCTION
1	X300 18GY/BR	AMPLIFIED SUBWOOFER 1 (+)
2	X390 18DG/BR	AMPLIFIED SUBWOOFER 1 (-)
3	X301 18GY/WT	AMPLIFIED SUBWOOFER 2 (+)
4	X391 18DG/WT	AMPLIFIED SUBWOOFER 2 (-)



**SPEAKER-
TWEETER-
LEFT REAR**

SPEAKER-TWEETER-LEFT REAR - WHITE (RIGHT HEADLINER) 2 WAY

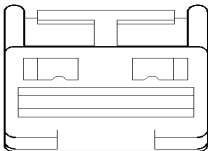
CAV	CIRCUIT	FUNCTION
1	X303 18DG/TN	AMPLIFIED LEFT REAR SPEAKER (+)
2	X393 18DG/LB	AMPLIFIED LEFT REAR SPEAKER (-)



**SPEAKER-
TWEETER-
RIGHT REAR**

SPEAKER-TWEETER-RIGHT REAR - WHITE (HEADLINER HEADLINER RIGHT) 2 WAY

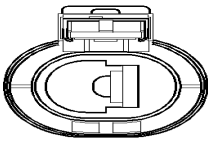
CAV	CIRCUIT	FUNCTION
1	X304 18DG	AMPLIFIED RIGHT REAR SPEAKER (+)
2	X394 18YL/GY	AMPLIFIED RIGHT REAR SPEAKER (-)



**STARTER
(A/T)**

STARTER (A/T) - (BATTERY) 1 WAY

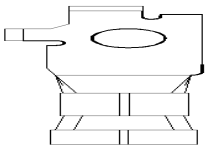
CAV	CIRCUIT	FUNCTION
1	T750 12YL/GY	STARTER RELAY OUTPUT



**STARTER
(M/T)**

STARTER (M/T) - (BATTERY) 1 WAY

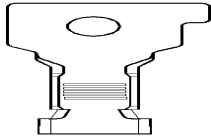
CAV	CIRCUIT	FUNCTION
1	T750 12YL/GY	STARTER RELAY OUTPUT



**STARTER-
EYELET
(5-7L)**

STARTER-EYELET (3.7L ATX/4.7L ATX) - (BATTERY) 1 WAY

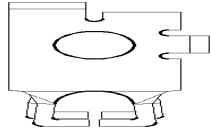
CAV	CIRCUIT	FUNCTION
1	A8 6RD	B(+)



STARTER-EYELET (3.7L/4.7L)

STARTER-EYELET (3.7L MTX) - (BATTERY) 1 WAY

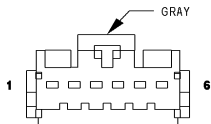
CAV	CIRCUIT	FUNCTION
1	A8 6RD	B(+)



STARTER-EYELET (5.7L)

STARTER-EYELET (5.7L) - (BATTERY) 1 WAY

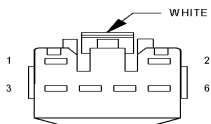
CAV	CIRCUIT	FUNCTION
1	A8 6RD	B(+)



SWITCH-ADJUSTABLE PEDALS (EXCEPT BASE)

SWITCH-ADJUSTABLE PEDALS (EXCEPT BASE) - GRAY (INSTRUMENT PANEL) 6 WAY

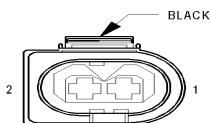
CAV	CIRCUIT	FUNCTION
1	P205 20LG/WT (SLT)	ADJUSTABLE PEDALS MOTOR FORWARD
1	Q102 22OR/LB (SLT+)	ADJUSTABLE PEDALS SWITCH FORWARD
2	Z910 20BK/TN (SLT)	GROUND
3	P206 20LG/LB (SLT)	ADJUSTABLE PEDALS MOTOR REARWARD
3	Q103 22OR/LG (SLT+)	ADJUSTABLE PEDALS SWITCH REARWARD
4	-	-
5	A128 20RD/OR (SLT)	ADJUSTABLE PEDALS MOTOR DRIVER
5	Z910 22BK/TN (SLT+)	GROUND
6	-	-



SWITCH-AUTOSTICK (ERS) (COLUMN SHIFT)

SWITCH-AUTOSTICK (ERS) (COLUMN SHIFT) - WHITE (INSTRUMENT PANEL) 6 WAY

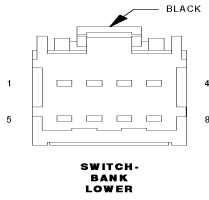
CAV	CIRCUIT	FUNCTION
1	T5 22DG/YL	AUTOSTICK (ERS) SIGNAL
2	K900 22DB/DG	SENSOR GROUND
3	-	-
4	-	-
5	-	-
6	E12 20OR/GY (EXCEPT SLT-TRACK)	PANEL LAMPS DRIVER



SWITCH-BACKUP LAMP (M/T)

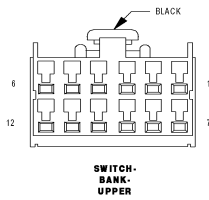
SWITCH-BACKUP LAMP (M/T) - BLACK (ENGINE) 2 WAY

CAV	CIRCUIT	FUNCTION
1	Z908 22BK	GROUND
2	T2 22DG/WT	BACKUP LAMP SWITCH SIGNAL



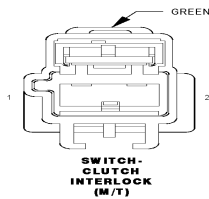
SWITCH-BANK-LOWER - BLACK (INSTRUMENT PANEL) 8 WAY

CAV	CIRCUIT	FUNCTION
1	-	-
2	-	-
3	-	-
4	-	-
5	-	-
6	A909 20RD/GY	FUSED B(+)
7	Z911 20BK/LG	GROUND
8	D506 22WT/DG	LIN BUS



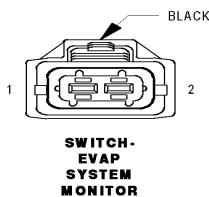
SWITCH-BANK-UPPER - BLACK (INSTRUMENT PANEL) 12 WAY

CAV	CIRCUIT	FUNCTION
1	-	-
2	-	-
3	-	-
4	L91 22WT/BR	HAZARD SWITCH SENSE
5	D506 22WT/DG	LIN BUS
6	Z911 20BK/LG	GROUND
7	A909 20RD/GY	FUSED B(+)
8	-	-
9	-	-
10	-	-
11	-	-
12	-	-



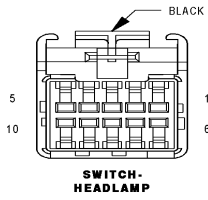
SWITCH-CLUTCH INTERLOCK (M/T) - GREEN (BODY) 2 WAY

CAV	CIRCUIT	FUNCTION
1	T41 22YL/DB	TRS T41 SIGNAL
2	Z906 22BK	GROUND



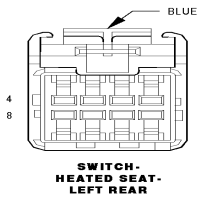
SWITCH-EVAP SYSTEM MONITOR - BLACK (ENGINE) 2 WAY

CAV	CIRCUIT	FUNCTION
1	Z914 22BK/GY	GROUND
2	K107 22VT/WT	ESM SIGNAL



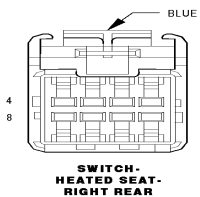
SWITCH-HEADLAMP - BLACK (INSTRUMENT PANEL) 10 WAY

CAV	CIRCUIT	FUNCTION
1	L116 22WT	HEADLAMP/FOG LAMP SWITCH SIGNAL
2	E2 22OR/BR	PANEL LAMPS DIMMER SIGNAL
3	L900 22WT/YL	HEADLAMP SWITCH MUX RETURN
4	E12 20OR/GY	PANEL LAMPS DRIVER
5	Z910 20BK/TN	GROUND
6	L914 22WT/LG	CARGO LAMP SWITCH SIGNAL
7	-	-
8	-	-
9	-	-
10	-	-



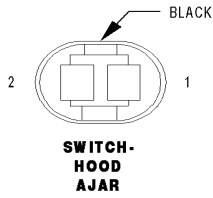
SWITCH-HEATED SEAT-LEFT REAR - BLUE (CENTER CONSOLE) 8 WAY

CAV	CIRCUIT	FUNCTION
1	F931 20PK/YL	FUSED IGNITION RUN CONTROL OUTPUT
2	Z910 20BK	GROUND
3	P165 20LG/LB	LEFT REAR HEATED SEAT SWITCH SENSE
4	P183 20LG/YL	LEFT REAR HEATED SEAT HIGH INDICATOR DRIVER
5	-	-
6	P181 20LG	LEFT REAR HEATED SEAT LOW INDICATOR DRIVER
7	E12 20OR/GY	PANEL LAMPS DRIVER
8	-	-



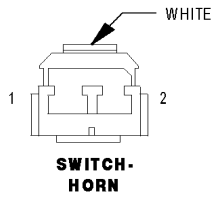
SWITCH-HEATED SEAT-RIGHT REAR - BLUE (CENTER CONSOLE) 8 WAY

CAV	CIRCUIT	FUNCTION
1	F931 20PK/YL	FUSED IGNITION RUN CONTROL OUTPUT
2	Z910 20BK	GROUND
3	P166 20LG/DB	RIGHT REAR HEATED SEAT SWITCH SENSE
4	P184 20LG/GY	RIGHT REAR HEATED SEAT HIGH INDICATOR DRIVER
5	-	-
6	P182 20LG/OR	RIGHT REAR HEATED SEAT LOW INDICATOR DRIVER
7	E12 20OR/GY	PANEL LAMPS DRIVER
8	-	-



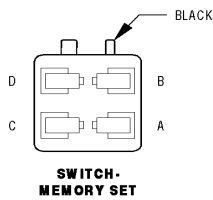
SWITCH-HOOD AJAR - BLACK (FRONT END MODULE) 2 WAY

CAV	CIRCUIT	FUNCTION
1	G70 20VT/LB	HOOD AJAR SWITCH SENSE
2	G931 20VT/BR	SENSOR GROUND



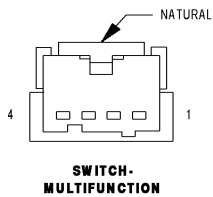
SWITCH-HORN - WHITE (STEERING WHEEL) 2 WAY

CAV	CIRCUIT	FUNCTION
1	X3 22DG/VT	HORN SWITCH SENSE
2	X920 22GY/OR	RADIO CONTROL MUX RETURN



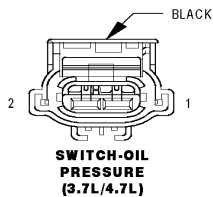
SWITCH-MEMORY SET - BLACK (SEAT) 4 WAY

CAV	CIRCUIT	FUNCTION
A	-	-
B	G920 22VT/YL	MEMORY SELECT SWITCH RETURN
C	G200 22VT/BR	MEMORY SELECT SWITCH MUX
D	-	-



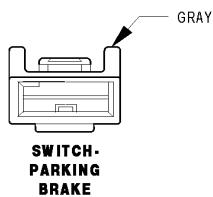
SWITCH-MULTIFUNCTION - NATURAL (INSTRUMENT PANEL) 4 WAY

CAV	CIRCUIT	FUNCTION
1	Z911 18BK/LG	GROUND
2	A412 18RD	FUSED B(+) (I.O.D.)
3	D506 22WT/DG	LIN BUS
4	F943 20PK/LG	FUSED IGNITION RUN/START CONTROL OUTPUT



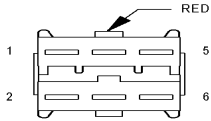
SWITCH-OIL PRESSURE (3.7L/4.7L) - BLACK (ENGINE) 2 WAY

CAV	CIRCUIT	FUNCTION
1	G6 16VT/GY	OIL PRESSURE SIGNAL
2	-	-



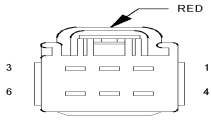
SWITCH-PARKING BRAKE - GRAY (BODY) 1 WAY

CAV	CIRCUIT	FUNCTION
1	B25 22DG/WT	PARK BRAKE SWITCH SENSE



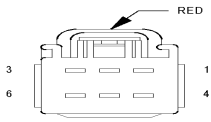
SWITCH-POWER SLIDING BACKLITE - RED (RIGHT HEADLINER) 6 WAY

CAV	CIRCUIT	FUNCTION
1	Z905 14BK/DG	GROUND
2	Q950 14OR/LG	POWER BACKLITE OPEN (+)
3	-	-
4	F30 14PK/YL	IGNITION RUN/ACCESSORY CONTROL OUTPUT
5	E12 20OR/GY	PANEL LAMPS DRIVER
6	Q951 14OR/VT	POWER BACKLITE OPEN (-)



SWITCH-POWER WINDOW-LEFT REAR - RED (REAR DOOR) 6 WAY

CAV	CIRCUIT	FUNCTION
1	Q411 14OR/WT	MASTER WINDOW SWITCH LEFT REAR (UP)
2	Q15 14OR/LB	WINDOW LOCK OUT SWITCH OUTPUT
3	Q211 14TN/LB (EXCEPT MEGA CAB)	DRIVER REAR WINDOW DRIVER (DOWN)
3	Q211 14TN/LB (MEGA CAB)	DRIVER REAR WINDOW DRIVER (DOWN)
4	Q111 14TN/YL (EXCEPT MEGA CAB)	DRIVER REAR WINDOW DRIVER (UP)
4	Q111 14TN/YL (MEGA CAB)	DRIVER REAR WINDOW DRIVER (UP)
5	Z906 14BK	GROUND
6	Q611 14OR/GY	MASTER WINDOW SWITCH LEFT REAR (DOWN)



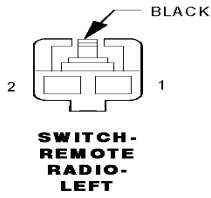
SWITCH-POWER WINDOW-RIGHT REAR - RED (REAR DOOR) 6 WAY

CAV	CIRCUIT	FUNCTION
1	Q412 14OR/LB	MASTER WINDOW SWITCH RIGHT REAR (UP)
2	Q15 14OR/LB	WINDOW LOCK OUT SWITCH OUTPUT
3	Q212 14OR/VT (EXCEPT MEGA CAB)	PASSENGER REAR WINDOW DRIVER (DOWN)
3	Q212 14OR/VT (MEGA CAB)	PASSENGER REAR WINDOW DRIVER (DOWN)
4	Q112 14OR/BR (EXCEPT MEGA CAB)	PASSENGER REAR WINDOW DRIVER (UP)
4	Q112 14OR/BR (MEGA CAB)	PASSENGER REAR WINDOW DRIVER (UP)
5	Z909 14BK/WT	GROUND
6	Q612 14OR/DB	MASTER WINDOW SWITCH RIGHT REAR (DOWN)

WIRES WITH NO TERMINATION

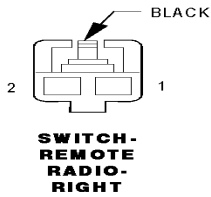
SWITCH-PTO - (ENGINE) 1 WAY

CAV	CIRCUIT	FUNCTION
1	G113 20VT	PTO SENSE



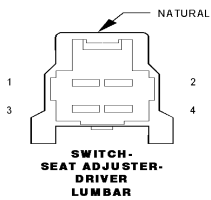
SWITCH-REMOTE RADIO-LEFT - BLACK (STEERING WHEEL) 2 WAY

CAV	CIRCUIT	FUNCTION
1	X20 22GY/WT	RADIO CONTROL MUX
2	X920 22GY/OR	RADIO CONTROL MUX RETURN



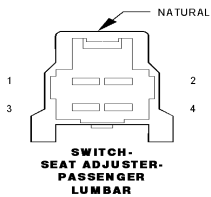
SWITCH-REMOTE RADIO-RIGHT - BLACK (STEERING WHEEL) 2 WAY

CAV	CIRCUIT	FUNCTION
1	X20 22GY/WT	RADIO CONTROL MUX
2	X920 22GY/OR	RADIO CONTROL MUX RETURN



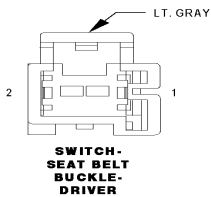
SWITCH-SEAT ADJUSTER-DRIVER LUMBAR - NATURAL (SEAT) 4 WAY

CAV	CIRCUIT	FUNCTION
1	A907 14OR/RD	FUSED B(+)
2	P107 14LG/WT	DRIVER SEAT LUMBAR IN DRIVER
3	Z909 14BK/WT	GROUND
4	P105 14LG	DRIVER SEAT LUMBAR OUT DRIVER



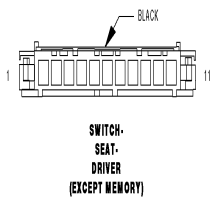
SWITCH-SEAT ADJUSTER-PASSENGER LUMBAR - NATURAL (SEAT) 4 WAY

CAV	CIRCUIT	FUNCTION
1	A907 14OR/RD	FUSED B(+)
2	P108 14LG/OR	PASSENGER SEAT LUMBAR IN DRIVER
3	Z909 14BK/WT	GROUND
4	P106 14LG/BR	PASSENGER SEAT LUMBAR OUT DRIVER



SWITCH-SEAT BELT BUCKLE-DRIVER - LT. GRAY (SEAT) 2 WAY

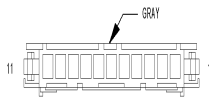
CAV	CIRCUIT	FUNCTION
1	R59 20LG/TN	DRIVER SEAT BELT BUCKLE SWITCH GROUND
2	R57 20LG/GY	DRIVER SEAT BELT BUCKLE SWITCH SENSE



SWITCH-SEAT-DRIVER (EXCEPT MEMORY) - BLACK (SEAT) 11 WAY

CAV	CIRCUIT	FUNCTION
1	P41 14LG/GY	DRIVER RECLINER DOWN SWITCH SENSE
2	-	-

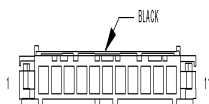
3	P43 14LG/VT	DRIVER SEAT RECLINER UP DRIVER
4	P17 14LG/DG	DRIVER SEAT HORIZONTAL REARWARD DRIVER
5	P21 14LG/TN	DRIVER SEAT FRONT DOWN DRIVER
6	A907 14/OR/RD	FUSED B(+)
7	Z909 14BK/WT	GROUND
8	P15 14LG/WT	DRIVER SEAT HORIZONTAL FORWARD DRIVER
9	P19 14LG/LB	DRIVER SEAT FRONT UP DRIVER
10	P13 14LG/OR	DRIVER SEAT REAR DOWN DRIVER
11	P11 14LG/YL	DRIVER SEAT REAR RISER UP DRIVER



SWITCH-
SEAT-
DRIVER
(MEMORY)

SWITCH-SEAT-DRIVER (MEMORY) - GRAY (SEAT) 11 WAY

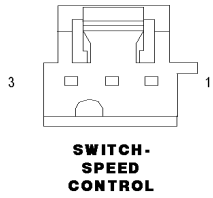
CAV	CIRCUIT	FUNCTION
1	P28 22LG/BR	DRIVER SEAT SWITCH MUX RETURN
2	-	-
3	-	-
4	P311 22LG/VT	DRIVER SEAT FRONT VERTICAL/RECLINER SWITCH MUX
5	-	-
6	-	-
7	-	-
8	-	-
9	-	-
10	P29 22LG/WT	DRIVER SEAT SWITCH MUX SUPPLY
11	P309 22LG/BR	DRIVER SEAT REAR VERTICAL/HORIZONTAL SWITCH MUX



SWITCH-
SEAT-
PASSENGER

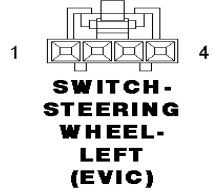
SWITCH-SEAT-PASSENGER - BLACK (SEAT) 11 WAY

CAV	CIRCUIT	FUNCTION
1	P42 14LG/GY	PASSENGER RECLINER DOWN SWITCH SENSE
2	-	-
3	P44 14LG/VT	PASSENGER RECLINER UP SWITCH SENSE
4	P16 14LG/WT	PASSENGER SEAT HORIZONTAL REARWARD DRIVER
5	-	-
6	A907 14OR/RD	FUSED B(+)
7	Z909 14BK/WT	GROUND
8	P14 14LG/OR	PASSENGER SEAT HORIZONTAL FORWARD DRIVER
9	-	-
10	-	-
11	-	-



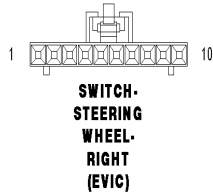
SWITCH-SPEED CONTROL - (STEERING WHEEL) 3 WAY

CAV	CIRCUIT	FUNCTION
1	V38 20VT/OR	S/C SIGNAL 2
2	V937 20VT/BR	S/C SWITCH GROUND
3	V37 20VT	S/C SIGNAL 1



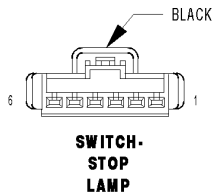
SWITCH-STEERING WHEEL-LEFT (EVIC) - (STEERING WHEEL) 4 WAY

CAV	CIRCUIT	FUNCTION
1	-	-
2	G106 22VT/OR	EVIC MUX SIGNAL
3	E2 22OR/YL	PANEL LAMPS DIMMER SIGNAL
4	G907 22VT	EVIC MUX RETURN



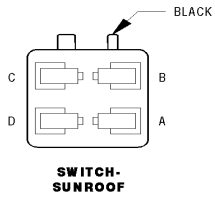
SWITCH-STEERING WHEEL-RIGHT (EVIC) - (STEERING WHEEL) 10 WAY

CAV	CIRCUIT	FUNCTION
1	D506 22WT/DG	LIN BUS
2	E2 22OR/YL	PANEL LAMPS DIMMER SIGNAL
3	G106 22VT/OR	EVIC MUX SIGNAL
4	X20 22GY/WT	RADIO CONTROL MUX
5	G110 20BR	HSW TEMPERATURE SENSOR SIGNAL
6	A909 22RD	FUSED B(+)
7	X3 22DG/VT	HORN SWITCH SENSE
8	Z911 22BK	GROUND
9	G907 22VT	EVIC MUX RETURN
10	X920 22GY/OR	RADIO CONTROL MUX RETURN



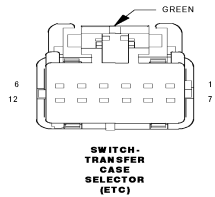
SWITCH-STOP LAMP - BLACK (INSTRUMENT PANEL) 6 WAY

CAV	CIRCUIT	FUNCTION
1	A108 18LG/RD	FUSED B(+)
2	L51 18WT	BRAKE LAMP SWITCH OUTPUT
3	F941 20PK	IGNITION RUN/START CONTROL OUTPUT
4	B16 20LB/DG	BRAKE SIGNAL 2
5	Z910 20BK/TN	GROUND
6	B15 20DG/WT	BRAKE SIGNAL 1



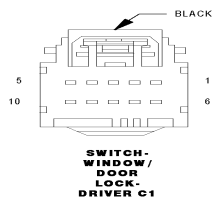
SWITCH-SUNROOF - BLACK (HEADLINER) 4 WAY

CAV	CIRCUIT	FUNCTION
A	Q4 22OR/YL	SUNROOF VENT SWITCH SENSE
B	Q6 22OR/LG	SUNROOF SWITCH SUPPLY
C	Q5 22OR/LB	SUNROOF CLOSE SWITCH SENSE
D	Q3 22OR/TN	SUNROOF OPEN SWITCH SENSE



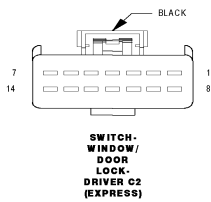
SWITCH-TRANSFER CASE SELECTOR (ETC) - GREEN (INSTRUMENT PANEL) 12 WAY

CAV	CIRCUIT	FUNCTION
1	K77 22BR/WT	TRANSFER CASE POSITION SENSOR INPUT
2	-	-
3	K977 22BR	MODE SELECT
4	E12 20OR/GY	PANEL LAMPS DRIVER
5	Z910 20BK/TN	GROUND
6	G95 22VT/BR	NEUTRAL INDICATOR
7	F943 20PK/LG	FUSED IGNITION RUN/START CONTROL OUTPUT
8	-	-
9	-	-
10	-	-
11	-	-
12	-	-



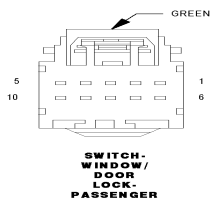
SWITCH-WINDOW/DOOR LOCK-DRIVER C1 - BLACK (FRONT DOOR) 10 WAY

CAV	CIRCUIT	FUNCTION
1	A855 20DG/RD	FUSED B(+)
2	D501 22WT/LG	LIN BUS RETURN
3	D500 22WT (STANDARD CAB)	LIN BUS
4	-	-
5	-	-
6	D500 22WT (QUAD CAB)	LIN BUS
7	-	-
8	-	-
9	-	-
10	-	-



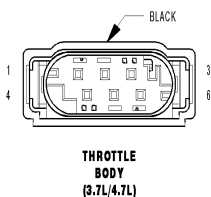
SWITCH-WINDOW/DOOR LOCK-DRIVER C2 (EXPRESS) - BLACK (FRONT DOOR) 8 WAY

CAV	CIRCUIT	FUNCTION
1	F30 14PK/YL	IGNITION RUN/ACCESSORY CONTROL OUTPUT
2	Q411 14OR/WT	MASTER WINDOW SWITCH LEFT REAR (UP)
3	Q611 14OR/GY	MASTER WINDOW SWITCH LEFT REAR (DOWN)
4	Q15 14OR/LB	WINDOW LOCK OUT SWITCH OUTPUT
5	Z905 18BK/DG	GROUND
6	Q412 14OR/LB	MASTER WINDOW SWITCH RIGHT REAR (UP)
7	Q612 14OR/DB	MASTER WINDOW SWITCH RIGHT REAR (DOWN)
8	F30 14PK/YL	IGNITION RUN/ACCESSORY CONTROL OUTPUT
9	-	-
10	-	-
11	-	-
12	-	-
13	Z905 14BK/DG	GROUND
14	-	-



SWITCH-WINDOW/DOOR LOCK-PASSENGER - GREEN (FRONT DOOR) 6 WAY

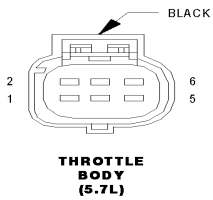
CAV	CIRCUIT	FUNCTION
1	-	-
2	E34 22OR/TN	PASSENGER WINDOW SWITCH ILLUMINATION DRIVER
3	F981 20PK/YL	FUSED IGNITION RUN/ACCESSORY CONTROL OUTPUT
4	Q936 22OR/LG	PASSENGER WINDOW SWITCH RETURN
5	-	-
6	-	-
7	-	-
8	G160 22VT/LG	PASSENGER DOOR LOCK SWITCH MUX
9	Q336 22OR/GY	PASSENGER WINDOW SWITCH MUX
10	-	-



THROTTLE BODY (3.7L/4.7L) - BLACK (ENGINE) 6 WAY

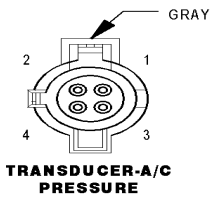
CAV	CIRCUIT	FUNCTION
1	K447 20TN/YL	ETC MOTOR (+)
2	F855 22PK/YL	5 VOLT SUPPLY
3	K922 20BR/DB	TP SENSOR RETURN
4	K448 20TN/OR	ETC MOTOR (-)

5	K122 20BR/DG	TP 2 SIGNAL
6	K22 20BR/OR	TP 1 SIGNAL



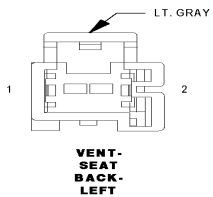
THROTTLE BODY (5.7L) - BLACK (ENGINE) 6 WAY

CAV	CIRCUIT	FUNCTION
1	K22 20BR/OR	TP 1 SIGNAL
2	F855 20PK/YL	5 VOLT SUPPLY
3	K447 20TN/YL	ETC MOTOR (+)
4	K122 20BR/DG	TP 2 SIGNAL
5	K448 20TN/OR	ETC MOTOR (-)
6	K922 20BR/DB	TP SENSOR RETURN



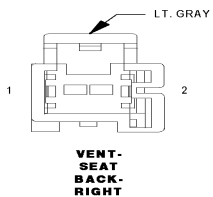
TRANSDUCER-A/C PRESSURE - GRAY (ENGINE) 4 WAY

CAV	CIRCUIT	FUNCTION
1	C918 20BK/LB	A/C PRESSURE GROUND
2	C818 20LB/OR	A/C PRESSURE 5 VOLT SUPPLY
3	C18 20LB/BR	A/C PRESSURE SIGNAL
4	-	-



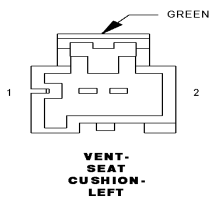
VENT-SEAT BACK-LEFT - LT GRAY (SEAT) 2 WAY

CAV	CIRCUIT	FUNCTION
1	P421 22LG/OR	LEFT SEAT VENT FEED
2	P921 22OR/LG	LEFT SEAT VENT RETURN



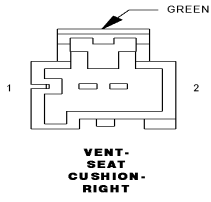
VENT-SEAT BACK-RIGHT - LT. GRAY (SEAT) 2 WAY

CAV	CIRCUIT	FUNCTION
1	P422 22LG/BR	RIGHT SEAT VENT FEED
2	P922 22BR/LG	RIGHT SEAT VENT RETURN



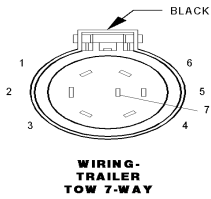
VENT-SEAT CUSHION-LEFT - GREEN (SEAT) 2 WAY

CAV	CIRCUIT	FUNCTION
1	P421 22LG/OR	LEFT SEAT VENT FEED
2	P921 22OR/LG	LEFT SEAT VENT RETURN



VENT-SEAT CUSHION-RIGHT - GREEN (SEAT) 2 WAY

CAV	CIRCUIT	FUNCTION
1	P422 22LG/BR	RIGHT SEAT VENT FEED
2	P922 22BR/LG	RIGHT SEAT VENT RETURN



WIRING-TRAILER TOW 7-WAY - BLACK (CHASSIS) 7 WAY

CAV	CIRCUIT	FUNCTION
1	L655 18WT/OR	LEFT REAR TURN SIGNAL CONTROL
2	Z914 12BK	GROUND
3	B40 14DG	TRAILER TOW BRAKE B(+)
4	L656 18WT/DG	RIGHT REAR TURN SIGNAL CONTROL
5	A903 12RD/VT	FUSED B(+)
6	L678 14BR	PARK LAMP FEED
7	L1 18WT/RD	BACKUP LAMP FEED